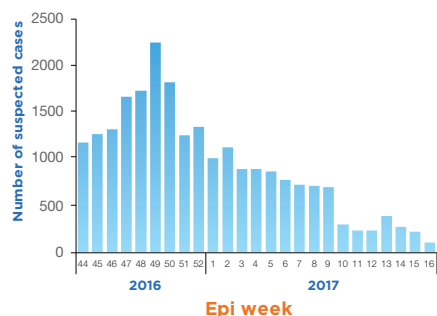


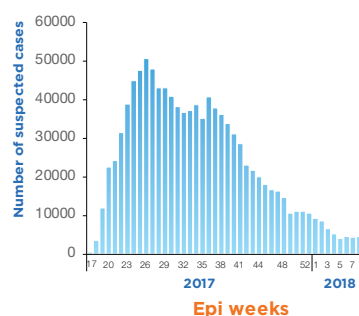
### Highlights

- During the month of February 2018, the Ministry of Public Health and Population of Yemen reported a total 17 960 cholera cases including 08 associated deaths (CFR-0.04%).
- The cumulative number of cholera cases reported in Yemen since October 2016 is 1097735 including 2392 related deaths with a case fatality rate of 0.22%. The country experienced a second wave of this outbreak during the month of April and from 27 April 2017 to 28 February 2018, the total number of reported cases of cholera is 1 071 908 including 2 263 related deaths with a case fatality rate of 0.21%.
- In February 2018, a steady trend in the reported cases is seen during the last consecutive four weeks. In response to these continued reported cases, WHO is strengthening active surveillance in the affected and surrounding areas.
- The five governorates with the highest cumulative attack rates per 10 000 are Amran (897.33), Al Mahwit (865.7), Al Dhale'e (640.8), Sana'a (520.9) and Al Hajjah (516.1); the national attack rate is 384.4 per 10 000. The Governorate with higher numbers of deaths are Al Hajjah (423), Ibb (291), Al Hudaydah (282) and Taizz(189).

Epidemic curve of cholera cases in Yemen, October 2016 - 26 April 2017 (First wave)



Epidemic curve of cholera cases in Yemen, 27 April 2017 - 28 February 2018 (Second wave)



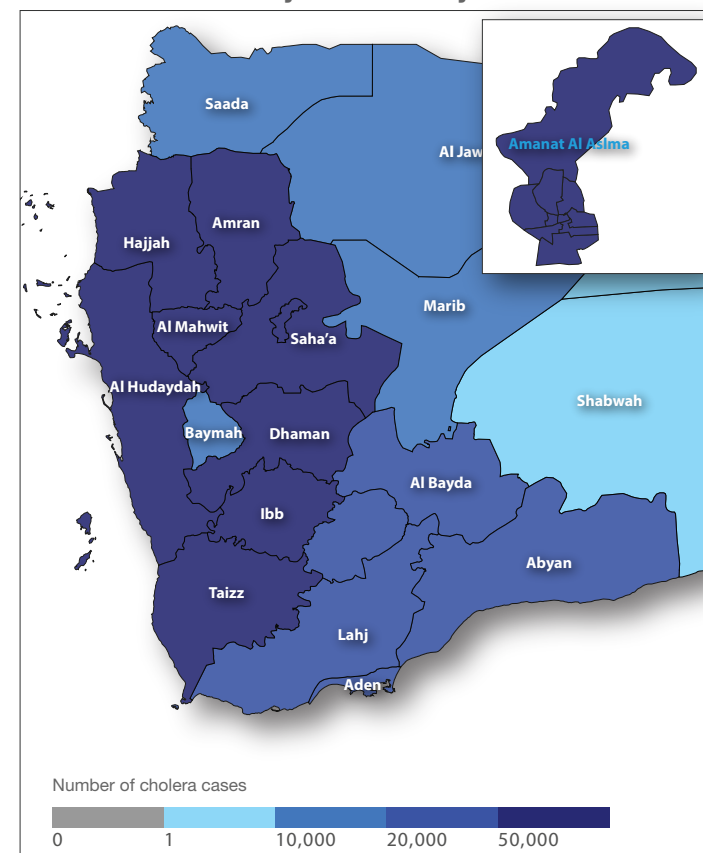
### Cumulative key figures, October 2016 - February 2018



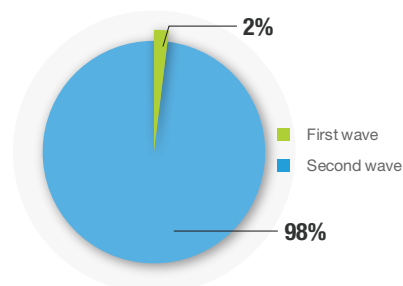
### Last 4 weeks key figures, February 2018



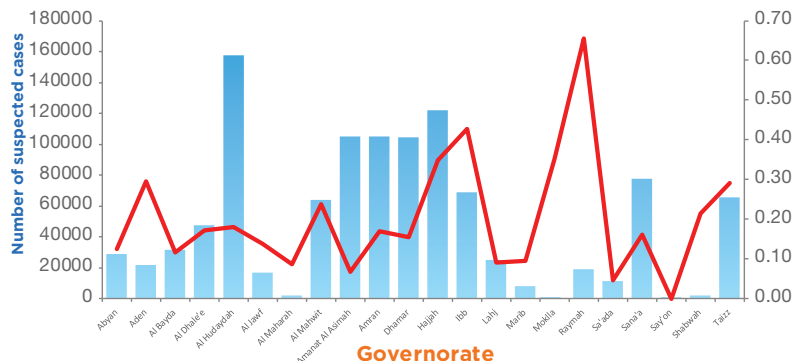
### Distribution of suspected cholera cases in Yemen, January 2017 - February 2018



### Cholera cases reported in Yemen by epidemic wave, October 2016 - February 2018 (n= 1 097 735)



### Cholera cases and Case-fatality rates by governorate in Yemen, 27 April 2017 - 28 February 2018 (second wave)



### Cholera cases and deaths reported during the second wave, 27 April 2017 - 28 February 2018

Governorate	Cases	Deaths	CFR (%)	Cumulative attack rate (per 10 000)
Abyan	28243	35	0.12	492.82
Aden	20993	62	0.30	226.02
Al Bayda	31068	36	0.12	408.05
Al Dhale'e	47137	81	0.17	640.89
Al Hudaydah	157029	282	0.18	482.82
Al Jawf	16084	22	0.14	277.05
Al Maharah	1168	1	0.09	78.10
Al Mahwit	63527	151	0.24	865.72
Amanat Al Asimah	104640	71	0.07	366.82
Amran	104352	176	0.17	897.33
Dhamar	103943	161	0.15	514.12
Hajjah	121298	423	0.35	516.11
Ibb	68015	291	0.43	229.16
Lahj	24343	22	0.09	240.46
Marib	7295	7	0.10	202.43
Mokkila	568	2	0.35	12.82
Raymah	18284	120	0.66	299.95
Sa'ada	10707	5	0.05	117.13
Sana'a	76849	123	0.16	520.91
Say'on	23	0	-	0.61
Shabwah	1399	3	0.21	23.06
Taizz	64943	189	0.29	215.84
<b>Total</b>	<b>1 071 908</b>	<b>2 263</b>	<b>0.21</b>	<b>384.49</b>