

EMR cumulative indigenous measles/rubella case counts and surveillance indicators

Between 01/01/2017 and 30/06/2017

Country	Measles case finding report							Rubella case finding report						Measles incidence /1000,000*	Rubella incidence /1000,000**	Reporting rate***	Indicators : target ≥80%					Last Date reported	Genotypes reported
	Total suspected cases for M/R	specimens tested for measles	Measles Lab confirmed	Measles Epi-Linked	Measles clinically compatible	Total measles	Measles discarded cases	specimens tested for rubella	Rubella lab confirmed	Rubella Epi-Linked	Rubella clinically	Total Rubella	Rubella discarded cases				suspects tested for measles****	cases with complete investigation	specimens received at the lab within 5days	specimens with adequate condition	results reported back within 4days		
Afghanistan	1625	1625	1048	0	0	1048	577	576	42	0	0	42	534	32.46	1.30	1.66	100%		57%	99%	98%	30/06/2017	
Bahrain	303	303	0	0	0	0	303	303	0	0	0	0	303	0.00	0.00	24.53	100%	100%	100%	100%	99%	30/06/2017	D8, B3
Iran	3320	3189	49	1	8	58	3262	3189	7	0	0	7	3182	0.74	0.09	4.14	96%	100%	91%	100%	94%	30/06/2017	B3
Iraq	252	247	6	0	0	6	246	244	4	0	0	4	240	0.18	0.12	0.73	98%	75%	56%	100%	99%	29/06/2017	
Jordan	31	31	0	0	0	0	31	31	0	0	0	0	31	0.00	0.00	0.51	100%	68%	100%	100%	16%	21/05/2017	
Egypt	1856	1846	17	0	10	27	1829	1843	33	0	0	33	1810	0.30	0.37	2.02	99%	99%	100%	100%	86%	30/06/2017	
Kuwait	94	85	12	0	0	12	82	84	0	0	0	0	84	3.30	0.00	2.26	90%	96%	98%	100%	9%	27/06/2017	
Lebanon	126	79	33	12	37	82	44	43	4	0	2	6	37	14.28	0.70	0.70	69%	98%	62%	100%	97%	27/06/2017	D8
Libya	31	29	1	0	0	1	30	29	1	0	0	1	28	0.17	0.17	0.50	94%	81%	38%	100%	69%	24/06/2017	
Morocco	124	121	3	0	0	3	121	112	4	0	0	4	108	0.09	0.12	0.36	98%	95%	92%	100%	79%	30/06/2017	
Oman	1661	1644	89	0	5	94	1567	1643	0	0	0	0	1643	21.30	0.00	35.50	99%	66%	79%	100%	89%	30/06/2017	D8, D4, B3
Pakistan	6949	6949	4226	0	0	4226	2723	6949	284	0	0	284	6665	23.86	1.60	1.38	100%		78%	100%	38%	30/06/2017	
Palestine	304	304	55	0	0	55	249	304	0	0	0	0	304	13.19	0.00	5.97	100%	99%	90%	100%	98%	10/06/2017	B3
Qatar	56	56	4	0	0	4	52	36	0	0	0	0	36	2.31	0.00	3.00	100%	100%	98%	100%	71%	27/04/2017	
Saudi Arabia	612	612	180	0	0	180	432	383	6	0	0	6	377	6.34	0.21	1.50	100%	85%	99%	100%	96%	30/06/2017	
Somalia	33	33	29	0	0	29	4	19	0	0	0	0	19	3.33	0.00	0.05	100%	27%	42%	100%	73%	21/06/2017	
Sudan	1446	1143	234	250	0	484	962	769	183	0	0	183	586	11.76	4.45	1.89	96%	100%	83%	95%	95%	30/06/2017	
Syria	931	717	355	214	0	569	362	407	0	0	0	407	25.40	0.00	1.62	100%	92%	60%	97%	95%	30/06/2017		
Tunisia	102	97	1	0	0	1	101	98	4	0	0	4	94	0.09	0.38	0.92	95%	84%	55%	100%	84%	28/06/2017	
UAE	326	313	51	1	16	68	258	285	12	0	1	13	272	7.43	1.31	2.69	96%	94%	95%	99%	86%	28/06/2017	
Yemen	1900	1599	147	141	66	354	1546	1599	16	0	25	41	1558	12.72	0.58	5.50	91%	88%	67%	98%	26%	03/06/2017	
Total EMR	22082	21022	6540	619	142	7301	14781	18946	600	0	28	628	18318	11.76	1.01	2.28	98%	78%	78%	99%	76%		

*The sum of the measles lab confirmed cases +measles epi-linked cases + measles clinically compatible cases/million population
 **The sum of the rubella lab confirmed cases +rubella epi-linked cases + rubella clinically compatible cases/million population
 ***Reporting rate of discarded non-measles non-rubella cases at the national level per 100,000 total population
 ****Excluding measles and rubella epi-linked cases

Green cells= indicator met.
 Yellow cells=indicator not met.
 Red cells=missing data for calculating indicator.

Adequate investigation includes the following data elements:
 -District.
 -Age.
 -Gender.
 -Date of rash onset, case notification and investigation
 -Vaccination status.
 -Date of last vaccination with measles containing vaccine
 -Date specimen collected.
 -Travel history

Countries that did not report

Djibouti

Measles final classification and distribution by Month

Between 01/01/2017 and 30/06/2017

Country	Total Suspected cases for measles	Total specimens tested	Measles imported cases *	Measles import related* *	Vaccine related ***	Measles lab confirmed	Measles Epi-Linked	Measles clinically comp.	Total confirmed cases #	Jan	Feb	Mar	April	May	June	July	Aug	Sept	Oct	Nov	Dec
Afghanistan	1625	1625	0	0	0	1048	0	0	1048	228	213	201	180	143	83	0	0	0	0	0	0
Bahrain	303	303	3	0	5	0	0	0	0	0	0	0	0	0	0	0	0	0	0	0	0
Iran	3320	3189	0	0	88	49	1	8	58	19	14	12	6	6	1	0	0	0	0	0	0
Iraq	252	247	0	0	0	6	0	0	6	0	0	0	1	3	2	0	0	0	0	0	0
Jordan	31	31	0	0	0	0	0	0	0	0	0	0	0	0	0	0	0	0	0	0	0
Egypt	1856	1846	0	0	1	17	0	10	27	4	6	11	4	2	0	0	0	0	0	0	0
Kuwait	94	85	0	0	3	12	0	0	12	0	3	4	4	0	1	0	0	0	0	0	0
Lebanon	126	79	0	0	0	33	12	37	82	6	8	29	11	18	10	0	0	0	0	0	0
Libya	31	29	0	0	0	1	0	0	1	0	0	0	0	1	0	0	0	0	0	0	0
Morocco	124	121	0	0	0	3	0	0	3	0	0	2	0	0	1	0	0	0	0	0	0
Oman	1661	1644	0	0	30	89	0	5	94	33	5	19	20	13	4	0	0	0	0	0	0
Pakistan	6949	6949	0	0	0	4226	0	0	4226	553	300	385	1214	1240	534	0	0	0	0	0	0
Palestine	304	304	0	0	5	55	0	0	55	0	0	7	27	18	3	0	0	0	0	0	0
Qatar	56	56	6	0	0	4	0	0	4	2	0	1	1	0	0	0	0	0	0	0	0
Saudi Arabia	612	612	0	0	4	180	0	0	180	76	55	33	2	9	5	0	0	0	0	0	0
Somalia	33	33	0	0	0	29	0	0	29	4	17	0	0	0	8	0	0	0	0	0	0
Sudan	1446	1143	0	0	0	234	250	0	484	74	90	116	104	79	21	0	0	0	0	0	0
Syria	931	717	0	0	21	355	214	0	569	25	77	135	168	125	39	0	0	0	0	0	0
Tunisia	102	97	0	0	0	1	0	0	1	0	0	1	0	0	0	0	0	0	0	0	0
UAE	326	313	0	0	1	51	1	16	68	16	12	3	15	15	7	0	0	0	0	0	0
Yemen	1900	1599	0	0	0	147	141	66	354	81	120	97	36	20	0	0	0	0	0	0	0
Total	22082	21022	9	0	158	6540	619	142	7301	1121	920	1056	1793	1692	719	0	0	0	0	0	0

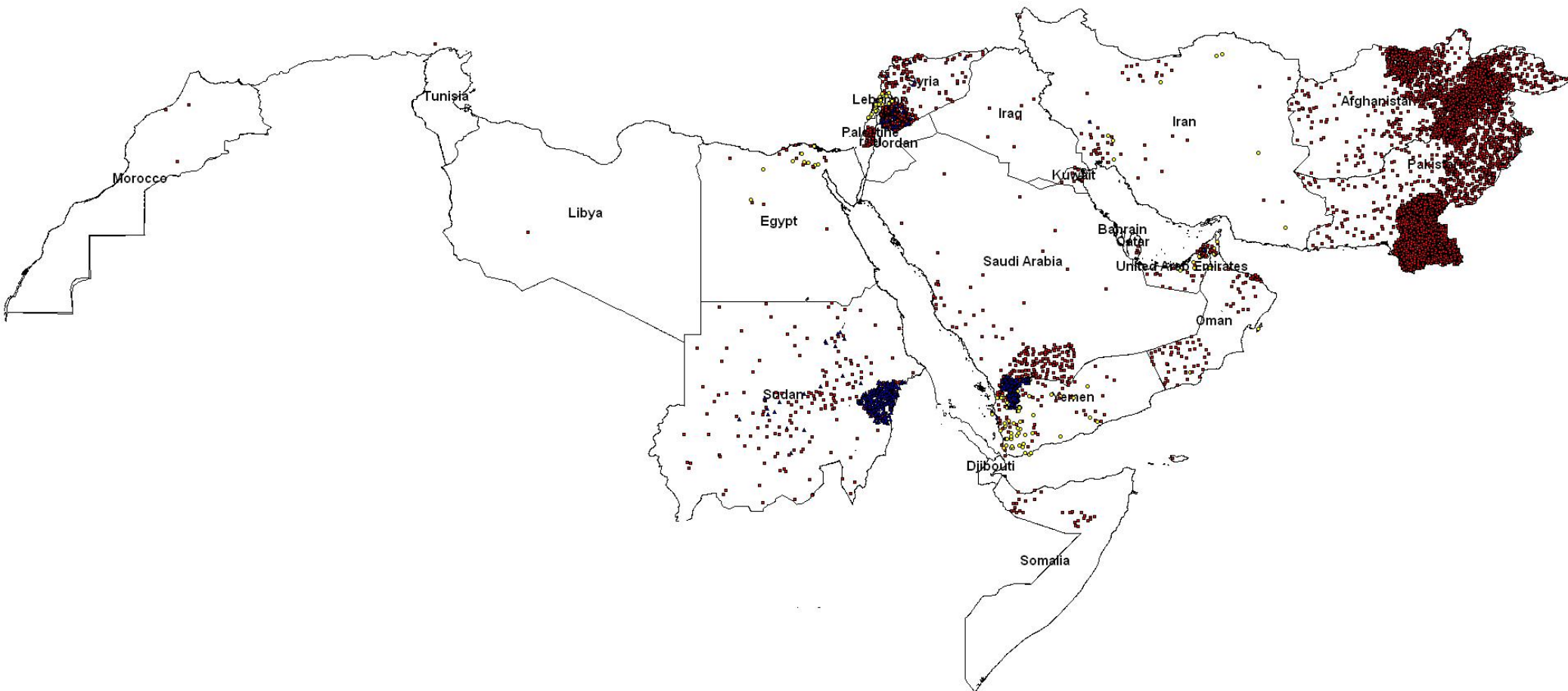
* Imported measles/rubella case – a case exposed to measles outside the country during the 7-21 days prior to rash onset and supported by epidemiological or virological evidence (for rubella the exposure would be during the 12-23 days prior to rash onset)




** Importation related measles/rubella case – a locally acquired infection occurring as part of a chain of transmission originating from an imported case as supported by epidemiological or virological evidence

***Vaccine related case – a suspect case that has a rash like illness without respiratory symptoms and the rash had onset 7-14 days following vaccination and the lab detected IgM in the blood specimen that was collected 8-56 days after vaccination and there were no secondary cases identified. OR any suspect case from which virus is isolated and genotyping test reveals the virus to be a vaccine strain

Total confirmed cases; include all cases confirmed by laboratory testing or epi linkage, plus those clinical cases that were reported without a laboratory specimen or epi linkage

Cumulative geographic distribution of Measles cases in the EMR countries June 2017



 Measles Lab confirmed	N=6540
 Measles Epi Linked	N=619
 Measles Clinically compatible	N=142

Rubella final classification and distribution by Month

Between 01/01/2017 and 30/06/2017

Country	Total Suspected cases for rubella	Total specimens tested	Rubella imported*	Rubella import related**	Rubella vaccine related**	Rubella lab confirmed	Rubella Epi-Linked	Rubella clinically comp.	Total confirmed cases #	Jan	Feb	Mar	April	May	June	July	Aug	Sept	Oct	Nov	Dec
Afghanistan	1625	576	0	0	0	42	0	0	42	8	7	13	8	3	3	0	0	0	0	0	0
Bahrain	303	303	1	0	5	0	0	0	0	0	0	0	0	0	0	0	0	0	0	0	0
Iran	3320	3189	0	0	88	7	0	0	7	0	1	1	2	3	0	0	0	0	0	0	0
Iraq	252	244	0	0	0	4	0	0	4	1	0	0	1	1	1	0	0	0	0	0	0
Jordan	31	31	0	0	0	0	0	0	0	0	0	0	0	0	0	0	0	0	0	0	0
Egypt	1856	1843	0	0	1	33	0	0	33	4	8	10	8	2	1	0	0	0	0	0	0
Kuwait	94	84	0	0	3	0	0	0	0	0	0	0	0	0	0	0	0	0	0	0	0
Lebanon	126	43	0	0	0	4	0	2	6	0	1	0	0	4	1	0	0	0	0	0	0
Libya	31	29	0	0	0	1	0	0	1	0	0	0	0	1	0	0	0	0	0	0	0
Morocco	124	112	0	0	0	4	0	0	4	0	0	0	1	1	2	0	0	0	0	0	0
Oman	1661	1643	0	0	30	0	0	0	0	0	0	0	0	0	0	0	0	0	0	0	0
Pakistan	6949	6949	0	0	0	284	0	0	284	1	10	10	60	136	67	0	0	0	0	0	0
Palestine	304	304	0	0	5	0	0	0	0	0	0	0	0	0	0	0	0	0	0	0	0
Qatar	56	36	1	0	0	0	0	0	0	0	0	0	0	0	0	0	0	0	0	0	0
Saudi Arabia	612	383	0	0	4	6	0	0	6	3	2	1	0	0	0	0	0	0	0	0	0
Somalia	33	19	0	0	0	0	0	0	0	0	0	0	0	0	0	0	0	0	0	0	0
Sudan	1446	769	0	0	0	183	0	0	183	43	70	59	11	0	0	0	0	0	0	0	0
Syria	931	407	0	0	21	0	0	0	0	0	0	0	0	0	0	0	0	0	0	0	0
Tunisia	102	98	0	0	0	4	0	0	4	1	0	1	2	0	0	0	0	0	0	0	0
UAE	326	285	0	0	1	12	0	1	13	2	3	0	2	3	3	0	0	0	0	0	0
Yemen	1900	1599	0	0	0	16	0	25	41	12	11	7	8	3	0	0	0	0	0	0	0
Total	22082	18946	2	0	158	600	0	28	628	75	113	102	103	157	78	0	0	0	0	0	0

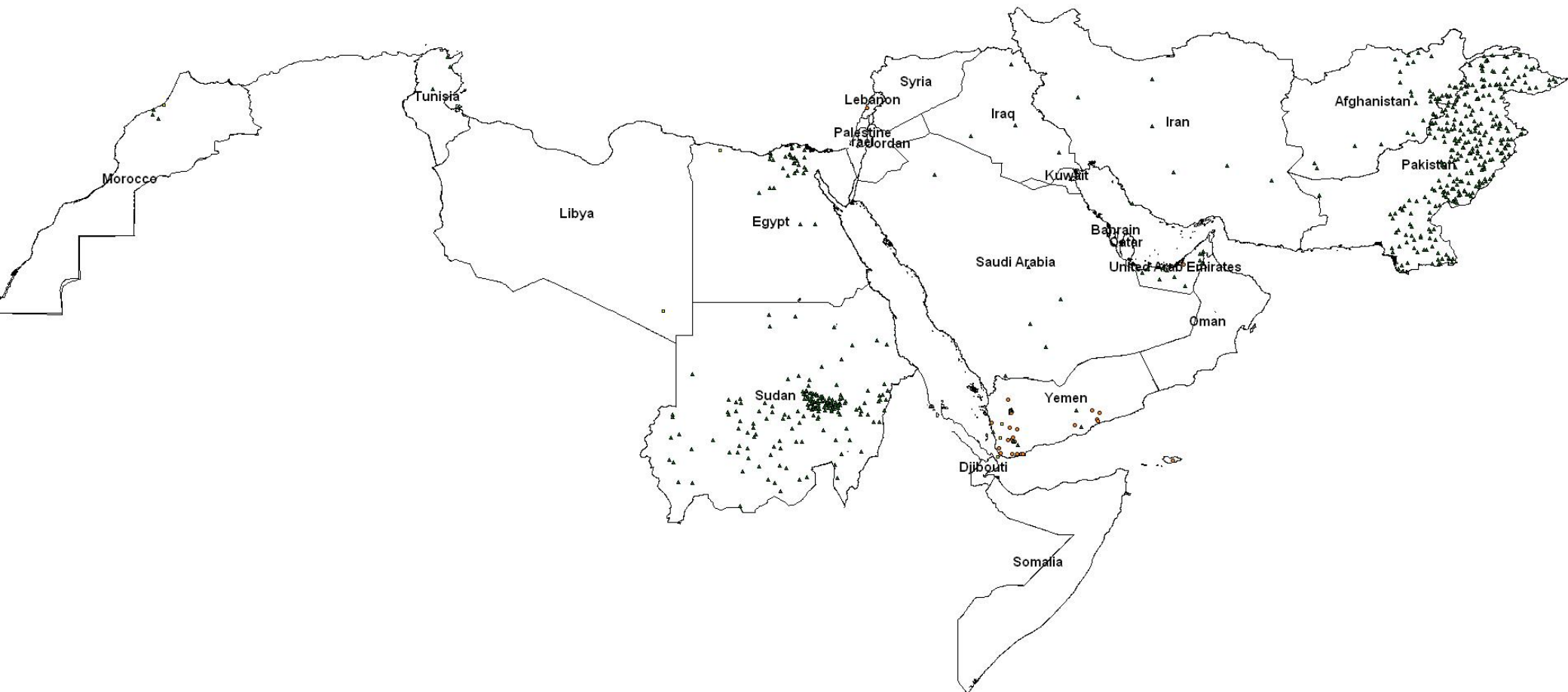
* Imported measles/rubella case – a case exposed to measles outside the country during the 7-21 days prior to rash onset and supported by epidemiological or virological evidence (for rubella the exposure would be during the 12-23 days prior to rash onset)

** Importation related measles/rubella case – a locally acquired infection occurring as part of a chain of transmission originating from an imported case as supported by epidemiological or virological evidence

***Vaccine related case – a suspect case that has a rash like illness without respiratory symptoms and the rash had onset 7-14 days following vaccination and the lab detected IgM in the blood specimen that was collected 8-56 days after vaccination and there were no secondary cases identified. OR any suspect case from which virus is isolated and genotyping test reveals the virus to be a vaccine strain

Total confirmed cases; include all cases confirmed by laboratory testing or epi linkage, plus those clinical cases that were reported without a laboratory specimen or epi linkage

Cumulative geographic distribution of Rubella cases in the EMR countries June 2017



- ▲ Rubella Lab confirmed N=600
- Rubella Epi Linked N=0
- Rubella clinically compatible N=28

Measles and Rubella laboratory summary report

Between 01/01/2017 and 30/06/2017

Country	Total Suspected cases M/R	Measles								Rubella								Reported to EPI within 4days
		specimens tested	%	Positive	%	Negative	%	Equivocal	%	specimens tested	%	Positive	%	Negative	%	Equivocal	%	
Afghanistan	1625	1625	100%	1048	64%	577	36%	0	0%	576	35%	43	7%	533	93%	0	0%	98%
Bahrain	303	303	100%	8	3%	292	96%	3	1%	303	100%	5	2%	294	97%	4	1%	99%
Iran	3320	3189	96%	115	4%	3073	96%	1	0%	3189	96%	38	1%	3151	99%	0	0%	94%
Iraq	252	247	98%	6	2%	241	98%	0	0%	244	97%	4	2%	240	98%	0	0%	99%
Jordan	31	31	100%	0	0%	30	97%	1	3%	31	100%	0	0%	31	100%	0	0%	16%
Egypt	1856	1846	99%	18	1%	1828	99%	0	0%	1843	99%	34	2%	1809	98%	0	0%	86%
Kuwait	94	85	90%	15	18%	70	82%	0	0%	84	89%	1	1%	83	99%	0	0%	9%
Lebanon	126	79	63%	33	42%	43	54%	3	4%	43	34%	4	9%	39	91%	0	0%	97%
Libya	31	29	94%	1	3%	27	93%	1	3%	29	94%	1	3%	26	90%	2	7%	69%
Morocco	124	121	98%	3	2%	117	97%	1	1%	112	90%	4	4%	107	96%	1	1%	79%
Oman	1661	1644	99%	86	5%	1529	93%	29	2%	1643	99%	25	2%	1601	97%	17	1%	89%
Pakistan	6949	6949	100%	4226	61%	2723	39%	0	0%	6949	100%	284	4%	6665	96%	0	0%	38%
Palestine	304	304	100%	61	20%	234	77%	9	3%	304	100%	2	1%	293	96%	9	3%	98%
Qatar	56	56	100%	9	16%	47	84%	0	0%	36	64%	1	3%	35	97%	0	0%	71%
Saudi Arabia	612	612	100%	213	35%	399	65%	0	0%	383	63%	10	3%	373	97%	0	0%	96%
Somalia	33	33	100%	29	88%	4	12%	0	0%	19	58%	0	0%	19	100%	0	0%	73%
Sudan	1446	1143	79%	235	21%	904	79%	4	0%	769	53%	198	26%	568	74%	3	0%	95%
Syria	931	717	77%	366	51%	346	48%	5	1%	407	44%	5	1%	395	97%	7	2%	95%
Tunisia	102	97	95%	5	5%	92	95%	0	0%	98	96%	7	7%	91	93%	0	0%	84%
UAE	326	313	96%	52	17%	256	82%	5	2%	285	87%	15	5%	270	95%	0	0%	86%
Yemen	1900	1599	84%	147	9%	1400	88%	52	3%	1599	84%	16	1%	1554	97%	29	2%	26%
Total	22082	21022	95%	6676	32%	14232	68%	114	1%	18946	86%	697	4%	18177	96%	72	0%	76%