

EMR cumulative indigenous measles/rubella case counts and surveillance indicators

Between 01/01/2017 and 28/02/2017

Country	Measles case finding report							Rubella case finding report					Measles incidence /1000,000 *	Rubella incidence /1000,000 **	Reporting rate ***	Indicators : target ≥80%					Last Date reported	Genotypes reported	
	Total suspected cases for M/R	specimens tested for measles	Measles Lab confirmed	Measles Epi-Linked	Measles clinically compatible	Total measles	Measles discarded cases	specimens tested for rubella	Rubella lab confirmed	Rubella Epi-Linked	Rubella clinically	Total Rubella				Rubella discarded cases	suspects tested for measles ****	cases with complete investigation	specimens received at the lab within 5days	specimens with adequate condition			results reported back within 4days
Afghanistan	613	613	436	0	0	436	177	175	15	0	0	15	160	13.51	0.46	0.50	100%		49%	98%	99%	28/02/2017	
Bahrain	64	64	0	0	0	0	64	64	0	0	0	0	64	0.00	0.00	5.18	100%	100%	100%	100%	98%	28/02/2017	
Iran	1266	1220	28	1	2	31	1235	1220	1	0	0	1	1219	0.39	0.01	1.57	96%	100%	92%	100%	96%	28/02/2017	
Iraq	59	57	0	0	0	0	59	54	1	0	0	1	53	0.00	0.03	0.17	97%	81%	67%	100%	100%	28/02/2017	
Jordan	9	9	0	0	0	0	9	9	0	0	0	0	9	0.00	0.00	0.15	100%	78%	100%	100%	22%	28/02/2017	
Egypt	540	539	9	0	0	9	531	539	12	0	0	12	527	0.10	0.13	0.58	100%	39%	97%	100%	98%	28/02/2017	
Kuwait	23	23	3	0	0	3	20	23	0	0	0	0	23	0.83	0.00	0.55	100%	70%	100%	100%		23/02/2017	
Lebanon	18	13	7	0	4	11	7	2	0	0	1	1	1	1.92	0.00	0.12	72%	100%	38%	100%	100%	24/02/2017	
Libya	1	1	0	0	0	0	1	1	0	0	0	0	1	0.00	0.00	0.02	100%			100%	100%	27/02/2017	
Morocco	20	20	0	0	0	0	20	18	0	0	0	0	18	0.00	0.00	0.06	100%	95%	82%	100%	90%	28/02/2017	
Pakistan	1342	1342	852	0	0	852	490	1342	11	0	0	11	1331	4.81	0.06	0.27	100%		80%	100%	37%	28/02/2017	
Palestine	8	8	0	0	0	0	8	8	0	0	0	0	8	0.00	0.00	0.19	100%	100%	75%	100%	88%	28/02/2017	
Saudi Arabia	331	331	131	0	0	131	200	315	5	0	0	5	310	4.62	0.18	0.69	100%	76%	100%	100%	99%	28/02/2017	
Somalia	24	24	21	0	0	21	3	18	0	0	0	0	18	2.41	0.00	0.03	100%		21%	100%	100%	28/02/2017	
Sudan	541	440	66	99	0	165	376	440	113	0	0	113	327	4.01	2.75	0.64	100%	100%	85%	97%	96%	28/02/2017	
Syria	168	154	88	14	0	102	66	102	0	0	0	0	102	4.55	0.00	0.29	100%	94%	86%	91%	96%	28/02/2017	
Tunisia	13	11	0	0	0	0	13	13	1	0	0	1	12	0.00	0.09	0.11	85%	85%	46%	100%	77%	01/02/2017	
UAE	99	91	17	0	9	26	73	83	2	0	1	3	80	2.84	0.22	0.78	92%	82%	97%	100%	87%	27/02/2017	
Yemen	353	3	2	3	0	5	348	3	0	0	0	0	3	0.18	0.00	1.25	1%	89%	74%	98%	1%	31/01/2017	
Total EMR	5492	4963	1660	117	15	1792	3700	4429	161	0	2	163	4266	2.89	0.26	0.57	92%	68%	73%	99%	78%		

*The sum of the measles lab confirmed cases +measles epi-linked cases + measles clinically compatible cases/million population
 **The sum of the rubella lab confirmed cases +rubella epi-linked cases + rubella clinically compatible cases/million population
 ***Reporting rate of discarded non-measles non-rubella cases at the national level per 100,000 total population
 ****Excluding measles and rubella epi-linked cases

Green cells= indicator met.
 Yellow cells=indicator not met.
 Red cells=missing data for calculating indicator.

Adequate investigation includes the following data elements:
 -District.
 -Age.
 -Gender.
 -Date of rash onset, case notification and investigation
 -Vaccination status.
 -Date of last vaccination with measles containing vaccine
 -Date specimen collected.
 -Travel history

Countries that did not report
 Djibouti, Oman and Qatar

Yemen reported low testing cases due to shortage of M/R kits

Measles final classification and distribution by Month

Between 01/01/2017 and 28/02/2017

Country	Total Suspected cases for measles	Total specimens tested	Measles imported cases *	Measles import related* *	Vaccine related ***	Measles lab confirmed	Measles Epi-Linked	Measles clinically comp.	Total confirmed cases #	Jan	Feb	Mar	April	May	June	July	Aug	Sept	Oct	Nov	Dec	
Afghanistan	613	613	0	0	0	436	0	0	436	225	211	0	0	0	0	0	0	0	0	0	0	0
Bahrain	64	64	0	0	1	0	0	0	0	0	0	0	0	0	0	0	0	0	0	0	0	0
Iran	1266	1220	0	0	31	28	1	2	31	17	14	0	0	0	0	0	0	0	0	0	0	0
Iraq	59	57	0	0	0	0	0	0	0	0	0	0	0	0	0	0	0	0	0	0	0	0
Jordan	9	9	0	0	0	0	0	0	0	0	0	0	0	0	0	0	0	0	0	0	0	0
Egypt	540	539	0	0	1	9	0	0	9	4	5	0	0	0	0	0	0	0	0	0	0	0
Kuwait	23	23	0	0	1	3	0	0	3	0	3	0	0	0	0	0	0	0	0	0	0	0
Lebanon	18	13	0	0	0	7	0	4	11	5	6	0	0	0	0	0	0	0	0	0	0	0
Libya	1	1	0	0	0	0	0	0	0	0	0	0	0	0	0	0	0	0	0	0	0	0
Morocco	20	20	0	0	0	0	0	0	0	0	0	0	0	0	0	0	0	0	0	0	0	0
Pakistan	1342	1342	0	0	0	852	0	0	852	552	300	0	0	0	0	0	0	0	0	0	0	0
Palestine	8	8	0	0	0	0	0	0	0	0	0	0	0	0	0	0	0	0	0	0	0	0
Saudi Arabia	331	331	0	0	4	131	0	0	131	76	55	0	0	0	0	0	0	0	0	0	0	0
Somalia	24	24	0	0	0	21	0	0	21	4	17	0	0	0	0	0	0	0	0	0	0	0
Sudan	541	440	0	0	0	66	99	0	165	77	88	0	0	0	0	0	0	0	0	0	0	0
Syria	168	154	0	0	4	88	14	0	102	25	77	0	0	0	0	0	0	0	0	0	0	0
Tunisia	13	11	0	0	0	0	0	0	0	0	0	0	0	0	0	0	0	0	0	0	0	0
UAE	99	91	0	0	0	17	0	9	26	14	12	0	0	0	0	0	0	0	0	0	0	0
Yemen	353	3	0	0	0	2	3	0	5	5	0	0	0	0	0	0	0	0	0	0	0	0
Total	5492	4963	0	0	42	1660	117	15	1792	1004	788	0	0	0	0	0	0	0	0	0	0	0

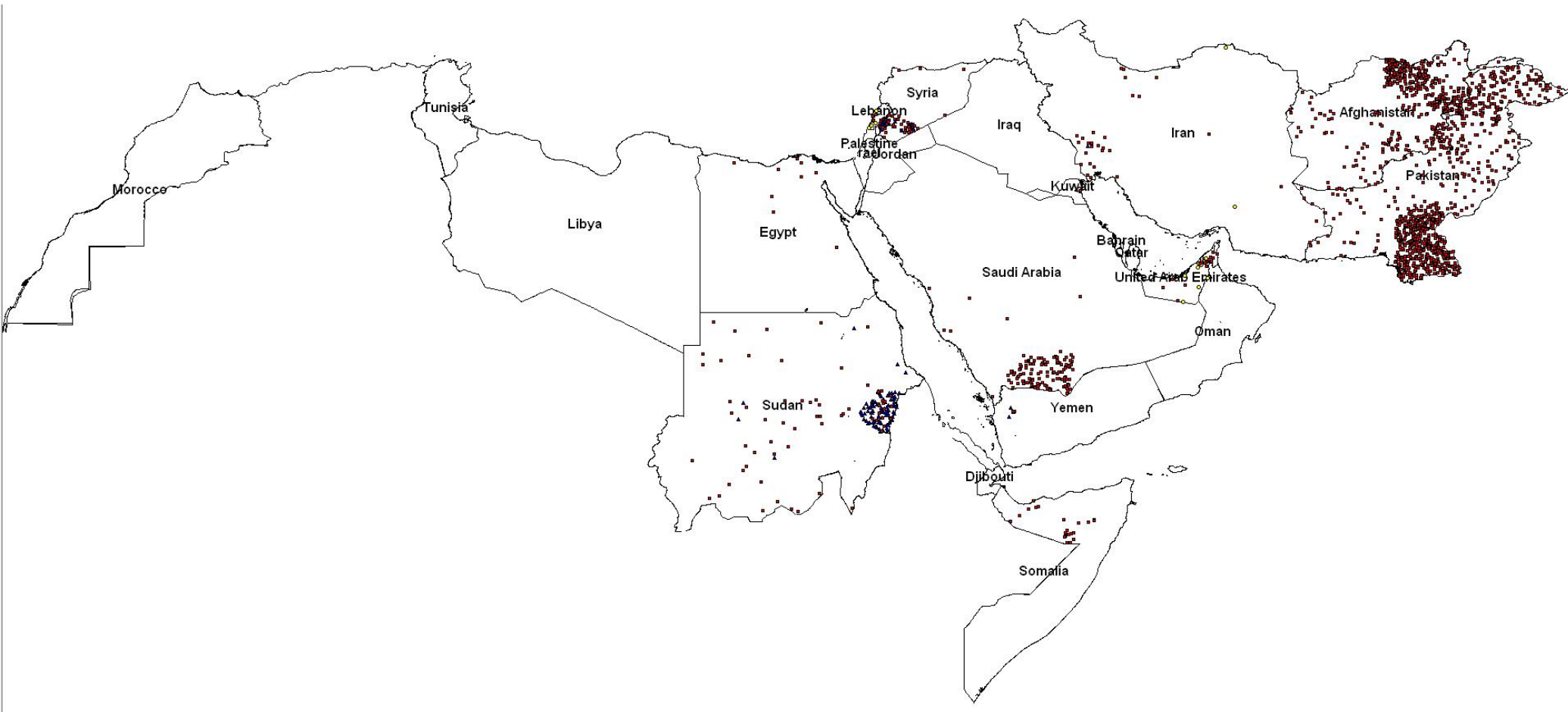
* Imported measles/rubella case – a case exposed to measles outside the country during the 7-21 days prior to rash onset and supported by epidemiological or virological evidence (for rubella the exposure would be during the 12-23 days prior to rash onset)

** Importation related measles/rubella case – a locally acquired infection occurring as part of a chain of transmission originating from an imported case as supported by epidemiological or virological evidence

***Vaccine related case – a suspect case that has a rash like illness without respiratory symptoms and the rash had onset 7-14 days following vaccination and the lab detected IgM in the blood specimen that was collected 8-56 days after vaccination and there were no secondary cases identified. OR any suspect case from which virus is isolated and genotyping test reveals the virus to be a vaccine strain

Total confirmed cases; include all cases confirmed by laboratory testing or epi linkage, plus those clinical cases that were reported without a laboratory specimen or epi linkage

Cumulative geographic distribution of Measles cases in the EMR countries February 2017



■ Measles Lab confirmed	N=1660
▲ Measles Epi Linked	N=117
● Measles Clinically compatible	N=15

Rubella final classification and distribution by Month

Between 01/01/2017 and 28/02/2017

Country	Total Suspected cases for rubella	Total specimens tested	Rubella imported*	Rubella import related**	Rubella vaccine related**	Rubella lab confirmed	Rubella Epi-Linked	Rubella clinically comp.	Total confirmed cases #	Jan	Feb	Mar	April	May	June	July	Aug	Sept	Oct	Nov	Dec
Afghanistan	613	175	0	0	0	15	0	0	15	8	7	0	0	0	0	0	0	0	0	0	0
Bahrain	64	64	0	0	1	0	0	0	0	0	0	0	0	0	0	0	0	0	0	0	0
Iran	1266	1220	0	0	31	1	0	0	1	0	1	0	0	0	0	0	0	0	0	0	0
Iraq	59	54	0	0	0	1	0	0	1	1	0	0	0	0	0	0	0	0	0	0	0
Jordan	9	9	0	0	0	0	0	0	0	0	0	0	0	0	0	0	0	0	0	0	0
Egypt	540	539	0	0	1	12	0	0	12	4	8	0	0	0	0	0	0	0	0	0	0
Kuwait	23	23	0	0	1	0	0	0	0	0	0	0	0	0	0	0	0	0	0	0	0
Lebanon	18	2	0	0	0	0	0	1	1	0	1	0	0	0	0	0	0	0	0	0	0
Libya	1	1	0	0	0	0	0	0	0	0	0	0	0	0	0	0	0	0	0	0	0
Morocco	20	18	0	0	0	0	0	0	0	0	0	0	0	0	0	0	0	0	0	0	0
Pakistan	1342	1342	0	0	0	11	0	0	11	1	10	0	0	0	0	0	0	0	0	0	0
Palestine	8	8	0	0	0	0	0	0	0	0	0	0	0	0	0	0	0	0	0	0	0
Saudi Arabia	331	315	0	0	4	5	0	0	5	3	2	0	0	0	0	0	0	0	0	0	0
Somalia	24	18	0	0	0	0	0	0	0	0	0	0	0	0	0	0	0	0	0	0	0
Sudan	541	440	0	0	0	113	0	0	113	43	70	0	0	0	0	0	0	0	0	0	0
Syria	168	102	0	0	4	0	0	0	0	0	0	0	0	0	0	0	0	0	0	0	0
Tunisia	13	13	0	0	0	1	0	0	1	1	0	0	0	0	0	0	0	0	0	0	0
UAE	99	83	0	0	0	2	0	1	3	2	1	0	0	0	0	0	0	0	0	0	0
Yemen	353	3	0	0	0	0	0	0	0	0	0	0	0	0	0	0	0	0	0	0	0
Total	5492	4429	0	0	42	161	0	2	163	63	100	0	0	0	0	0	0	0	0	0	0

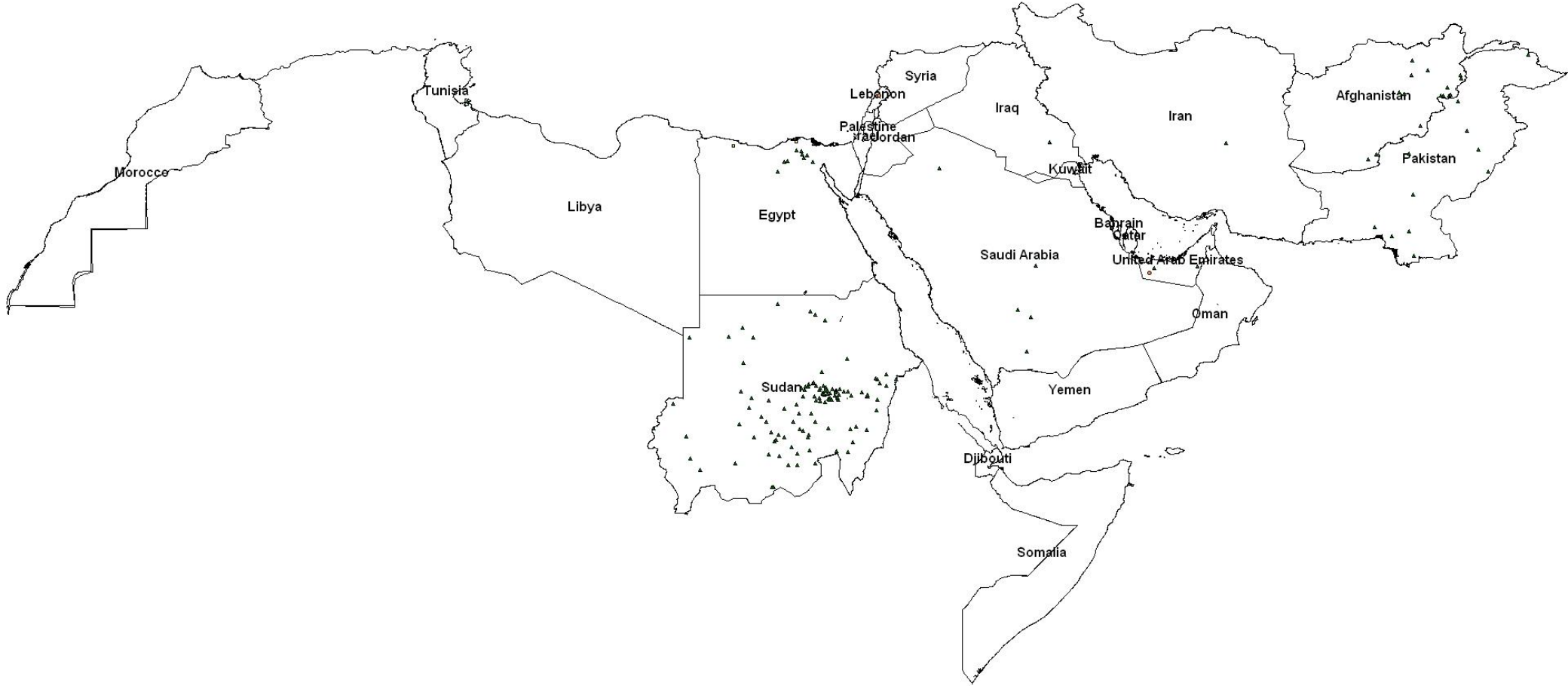
* Imported measles/rubella case – a case exposed to measles outside the country during the 7-21 days prior to rash onset and supported by epidemiological or virological evidence (for rubella the exposure would be during the 12-23 days prior to rash onset)




** Importation related measles/rubella case – a locally acquired infection occurring as part of a chain of transmission originating from an imported case as supported by epidemiological or virological evidence

***Vaccine related case – a suspect case that has a rash like illness without respiratory symptoms and the rash had onset 7-14 days following vaccination and the lab detected IgM in the blood specimen that was collected 8-56 days after vaccination and there were no secondary cases identified. OR any suspect case from which virus is isolated and genotyping test reveals the virus to be a vaccine strain

Total confirmed cases; include all cases confirmed by laboratory testing or epi linkage, plus those clinical cases that were reported without a laboratory specimen or epi linkage

Cumulative geographic distribution of Rubella cases in the EMR countries February 2017



 Rubella Lab confirmed	N=161
 Rubella Epi Linked	N=0
 Rubella clinically compatible	N=2

Measles and Rubella laboratory summary report

Between 01/01/2017 and 28/02/2017

Country	Total Suspected cases M/R	Measles								Rubella								Reported to EPI within 4days
		specimens tested	%	Positive	%	Negative	%	Equivocal	%	specimens tested	%	Positive	%	Negative	%	Equivocal	%	
Afghanistan	613	613	100%	438	71%	175	29%	0	0%	175	29%	15	9%	160	91%	0	0%	99%
Bahrain	64	64	100%	0	0%	64	100%	0	0%	64	100%	0	0%	64	100%	0	0%	98%
Iran	1266	1220	96%	53	4%	1166	96%	1	0%	1220	96%	10	1%	1210	99%	0	0%	96%
Iraq	59	57	97%	0	0%	57	100%	0	0%	54	92%	1	2%	53	98%	0	0%	100%
Jordan	9	9	100%	0	0%	9	100%	0	0%	9	100%	0	0%	9	100%	0	0%	22%
Egypt	540	539	100%	10	2%	529	98%	0	0%	539	100%	13	2%	526	98%	0	0%	98%
Kuwait	23	23	100%	4	17%	19	83%	0	0%	23	100%	0	0%	23	100%	0	0%	
Lebanon	18	13	72%	7	54%	6	46%	0	0%	2	11%	0	0%	2	100%	0	0%	100%
Libya	1	1	100%	0	0%	1	100%	0	0%	1	100%	0	0%	1	100%	0	0%	100%
Morocco	20	20	100%	0	0%	20	100%	0	0%	18	90%	0	0%	18	100%	0	0%	90%
Pakistan	1342	1342	100%	852	63%	490	37%	0	0%	1342	100%	11	1%	1331	99%	0	0%	37%
Palestine	8	8	100%	0	0%	8	100%	0	0%	8	100%	0	0%	8	100%	0	0%	88%
Saudi Arabia	331	331	100%	164	50%	167	50%	0	0%	315	95%	6	2%	309	98%	0	0%	99%
Somalia	24	24	100%	21	88%	3	13%	0	0%	18	75%	0	0%	18	100%	0	0%	100%
Sudan	541	440	81%	66	15%	368	84%	6	1%	440	81%	117	27%	314	71%	9	2%	96%
Syria	168	154	92%	91	59%	63	41%	0	0%	102	61%	1	1%	98	96%	3	3%	96%
Tunisia	13	11	85%	1	9%	10	91%	0	0%	13	100%	2	15%	11	85%	0	0%	77%
UAE	99	91	92%	17	19%	72	79%	2	2%	83	84%	2	2%	81	98%	0	0%	87%
Yemen	353	3	1%	2	67%	1	33%	0	0%	3	1%	0	0%	3	100%	0	0%	1%
Total	5492	4963	90%	1726	35%	3228	65%	9	0%	4429	81%	178	4%	4239	96%	12	0%	78%