



World Health
Organization

HeRAMS Annual Report 2019

NGOs Health Centres
supported by WHO
in the Syrian Arab Republic

This is to acknowledge that the data provided in this report is a product of joint collaboration between the World Health Organization, National NGOs providing health services in Syria. The report covers the months of January 2019 to December 2019.

HeRAMS published reports are available at: <http://www.emro.who.int/syr/information-resources/herams-reports.html>

© World Health Organization 2019

Some rights reserved. This work is available under the Creative Commons Attribution-NonCommercial-ShareAlike 3.0 IGO licence (CC BY-NC-SA 3.0 IGO; <https://creativecommons.org/licenses/by-nc-sa/3.0/igo>).

Under the terms of this licence, you may copy, redistribute and adapt the work for non-commercial purposes, provided the work is appropriately cited. In any use of this work, there should be no suggestion that WHO endorses any specific organization, products or services. The use of the WHO logo is not permitted. If you adapt the work, then you must license your work under the same or equivalent Creative Commons licence. If you create a translation of this work, you should add the following disclaimer along with the suggested citation: "This translation was not created by the World Health Organization (WHO). WHO is not responsible for the content or accuracy of this translation. The original English edition shall be the binding and authentic edition".

Any mediation relating to disputes arising under the licence shall be conducted in accordance with the mediation rules of the World Intellectual Property Organization.

Suggested citation. [Title]. Cairo: WHO Regional Office for the Eastern Mediterranean; 2019. Licence: CC BY-NC-SA 3.0 IGO.

Sales, rights and licensing. To purchase WHO publications, see <http://apps.who.int/bookorders>. To submit requests for commercial use and queries on rights and licensing, see <http://www.who.int/about/licensing>.

Third-party materials. If you wish to reuse material from this work that is attributed to a third party, such as tables, figures or images, it is your responsibility to determine whether permission is needed for that reuse and to obtain permission from the copyright holder. The risk of claims resulting from infringement of any third-party-owned component in the work rests solely with the user.

General disclaimers. The designations employed and the presentation of the material in this publication do not imply the expression of any opinion whatsoever on the part of the World Health Organization concerning the legal status of any country, territory, city or area or of its authorities, or concerning the delimitation of its frontiers or boundaries. Dotted lines on maps represent approximate border lines for which there may not yet be full agreement.

The mention of specific companies or of certain manufacturers' products does not imply that they are endorsed or recommended by the World Health Organization in preference to others of a similar nature that are not mentioned. Errors and omissions excepted, the names of proprietary products are distinguished by initial capital letters.

All reasonable precautions have been taken by the World Health Organization to verify the information contained in this publication. However, the published material is being distributed without warranty of any kind, either expressed or implied. The responsibility for the interpretation and use of the material lies with the reader. In no event shall the World Health Organization be liable for damages arising from its use.

HeRAMS (Health Resources and Services Availability Monitoring System) is a global health information management tool (for monitoring, collection, collation and analysis of information on health resources and services) that aims to provide timely, relevant and reliable information for decision-making. It is used to guide interventions at the primary and secondary care levels, measure gaps and improve resource planning, ensure that actions are evidence-based, and enhance the coordination and accountability of WHO and other health sector partners.

HeRAMS in Syria is a World Health Organization (WHO) project that aims at strengthening the collection and analysis of information on the availability of health resources and services in Syria at health facility level. A team of national health staff from all governorates was formulated for HeRAMS reporting, and different data collection mechanisms were introduced to address the shortage of timely and relevant information. The main HeRAMS tool for collecting data is a questionnaire that assesses the functionality status, accessibility, health infrastructure, human resources, availability of health services, equipment and medicines at primary and secondary care level.

Contents

Key indicators

1. Assessed health centres	1
2. Functionality status	2
3. Accessibility to health centres	4
4. Level of damage of health centres' buildings	6
5. Infrastructure patterns of the functional health centres	8
5.1 Water	8
5.2 Electricity generators	9
5.3 Refrigerator for vaccine	10
6. Availability of human resources for health	10
7. Availability of health services	14
8. Utilization of health services	15
8.1 General clinical services	16
8.2 Emergency services	19
8.3 Child health	20
8.4 Nutrition	21
8.5 Communicable diseases	23
8.6 Noncommunicable diseases	28
8.7 Oral health and dental care	30
8.8 Mental health care	31
9. Availability of medical equipment	33
10. Availability of priority medicines	34
11. List of assessed NGOs health centres through HeRAMS Q4 2019	35

Key indicators

1,551,828

of Consultations
(during 2019)

76

Assessed NGO's
Health Centres

78%

Fully functioning

22%

Partially functioning

0%

Non-functioning

0%

Fully damaged

13%

Partially damaged

87%

Intact

819

of medical
doctors (Part time)

247

of nurses &
midwives

1. Assessed health centres

Figure 1: Classification of health centres

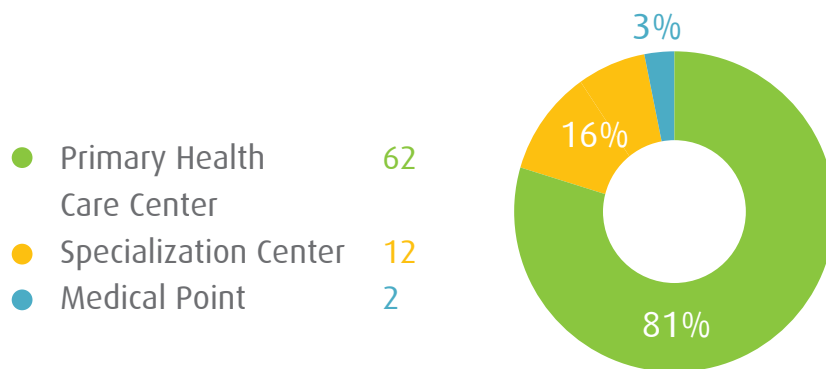
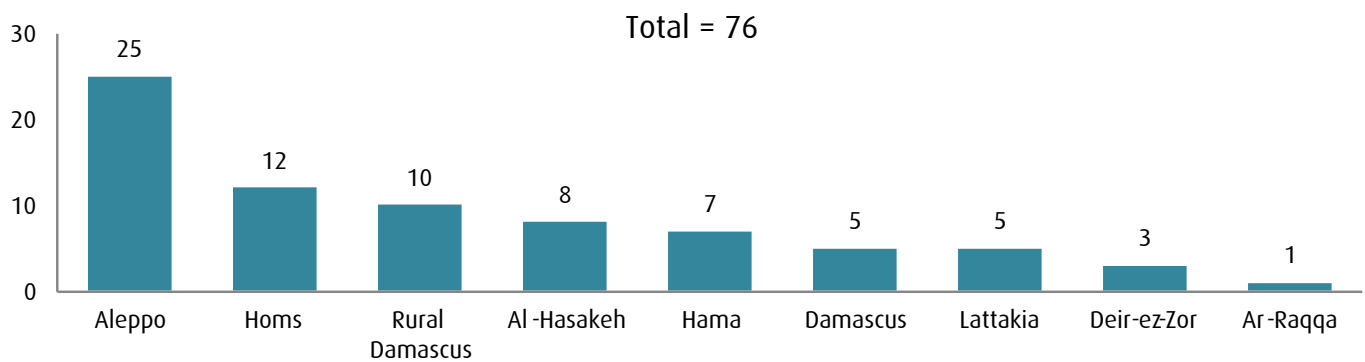


Figure 2: Assessed health centres at governorate level, 4th Quarter 2019



2. Functionality status

- **Fully functioning:** a health centre is open, accessible, and provides healthcare services with full capacity (i.e., staffing, equipment, and infrastructure).
- **Partially functioning:** a health centre is open and provides healthcare services, but with partial capacity (i.e., either shortage of staffing, equipment, or damage in infrastructure).
- **Non-functioning:** a health centre is out of service, because it is either fully damaged, inaccessible, no available staff, or no equipment.

Figure 3: Functionality status, 4th Quarter 2019

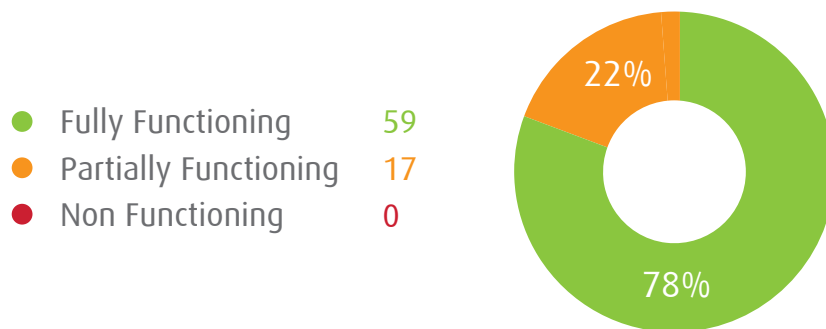
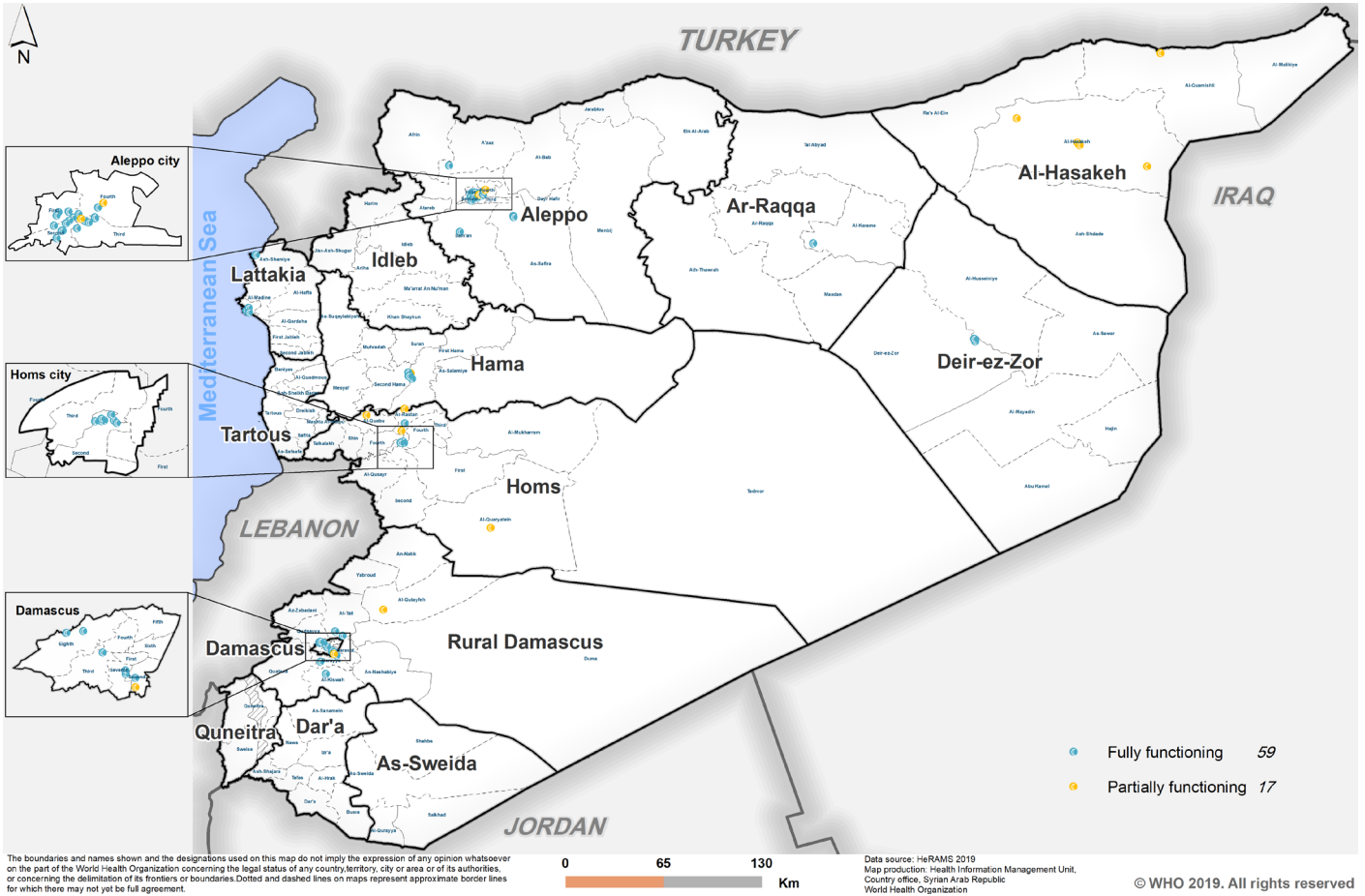


Figure 4: Functionality status, per governorate, 4th Quarter 2019



Map1: Functionality status, per governorate, 4th Quarter 2019

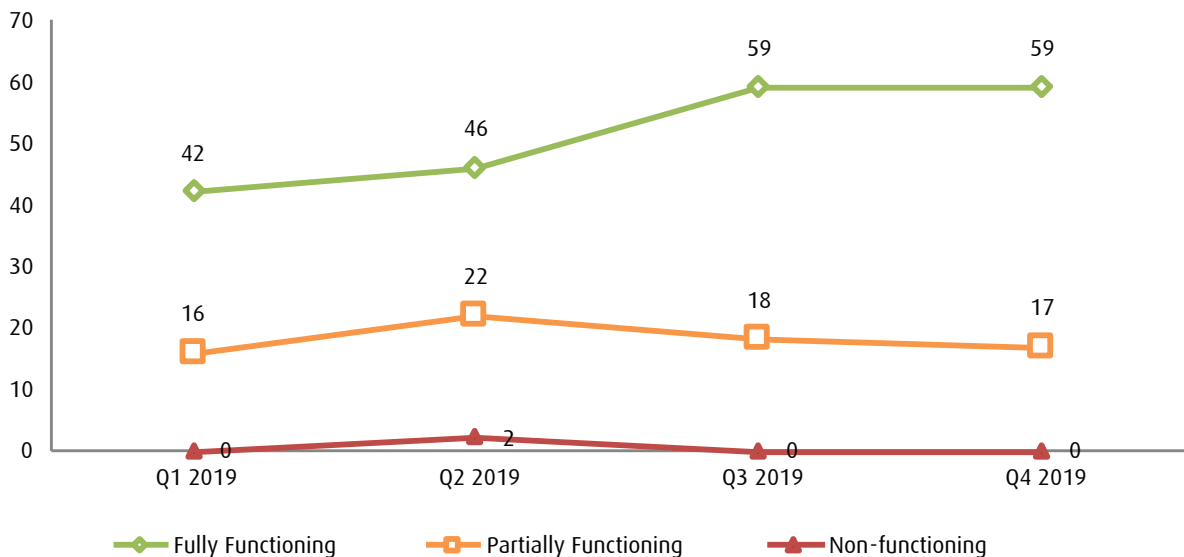


The boundaries and names shown and the designations used on this map do not imply the expression of any opinion whatsoever on the part of the World Health Organization concerning the legal status of any country, territory, city or area or of its authorities, or concerning the delimitation of its frontiers or boundaries. Dotted and dashed lines on maps represent approximate border lines for which there may not yet be full agreement.

Data source: HeRAMS 2019
Map production: Health Information Management Unit,
Country office, Syrian Arab Republic
World Health Organization

© WHO 2019. All rights reserved

Figure 5: Trend analysis of functionality status, between 1st and 4th Quarter 2019



3. Accessibility to health centres

- **Accessible:** a health centre is easily accessible for patients and health staff.
- **Hard-to-reach:** a health centre is hardly reached, due to security situation or long distance.
- **Inaccessible:** a health centre is not accessible because of the security situation, or a health centre is accessible only to a small fraction of the population, or military people (inaccessible to civilians).

Figure 6: Accessibility status, 4th Quarter 2019

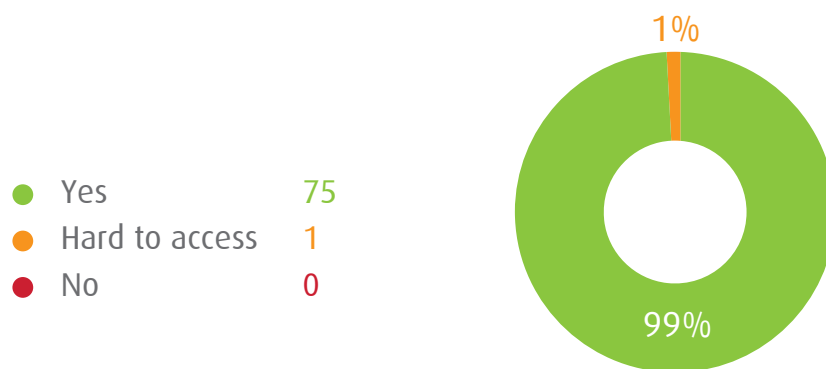
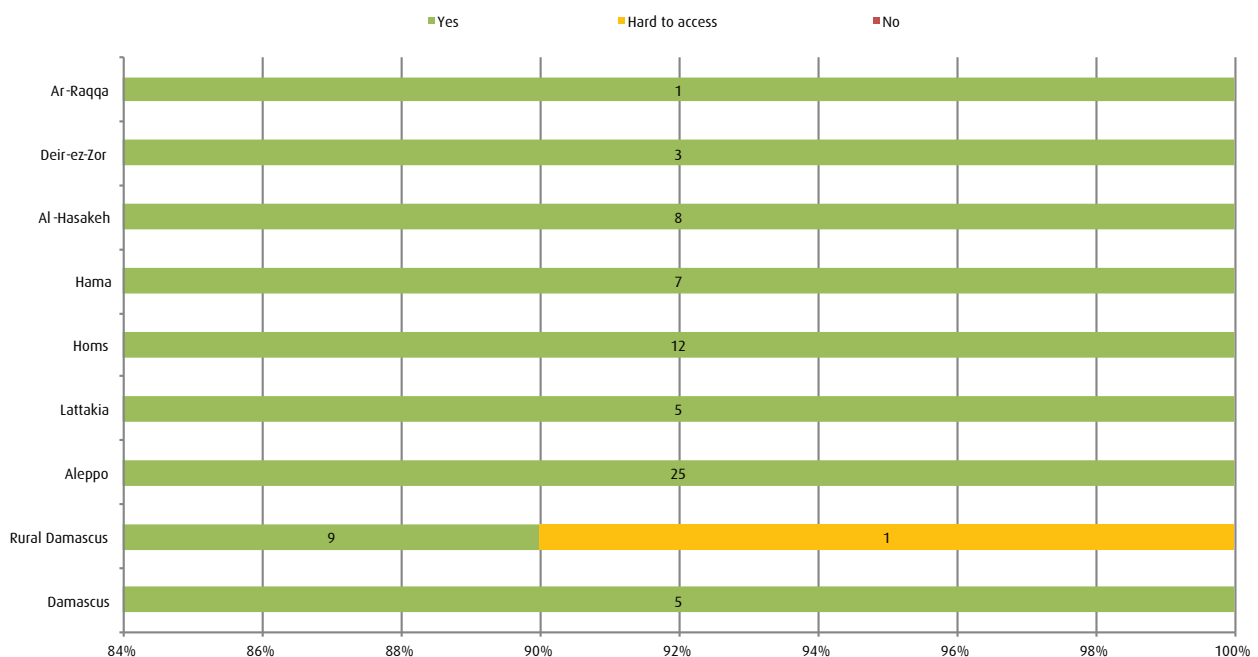


Figure 7: Accessibility status per governorate, 4th Quarter 2019



Map2: Accessibility status per governorate, 4th Quarter 2019

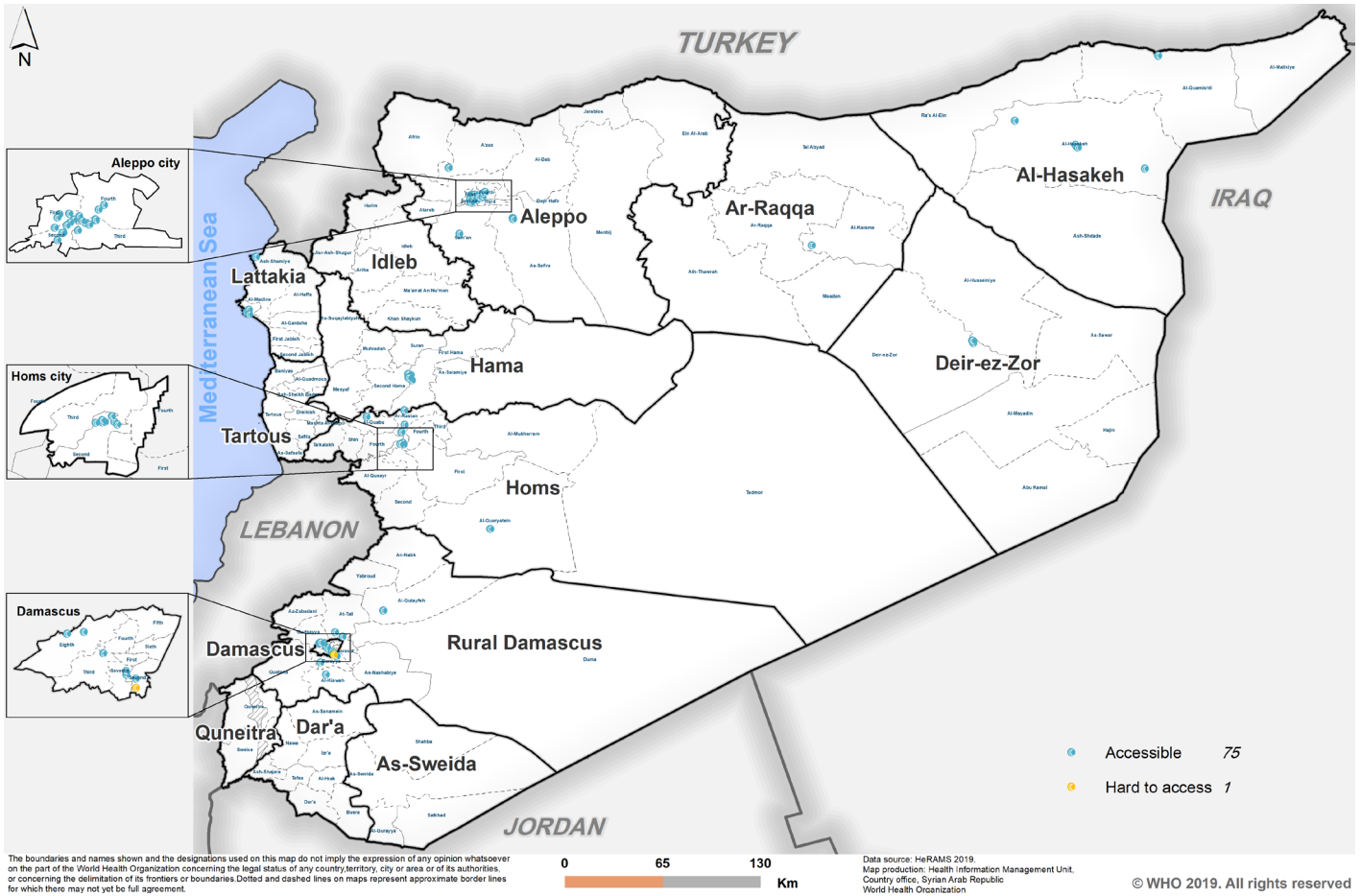
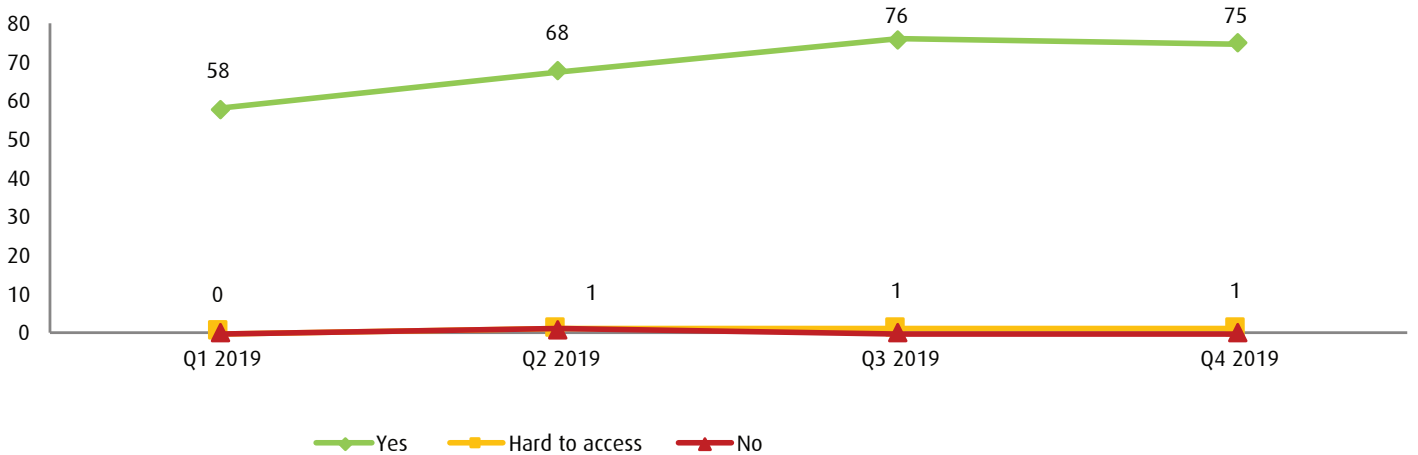


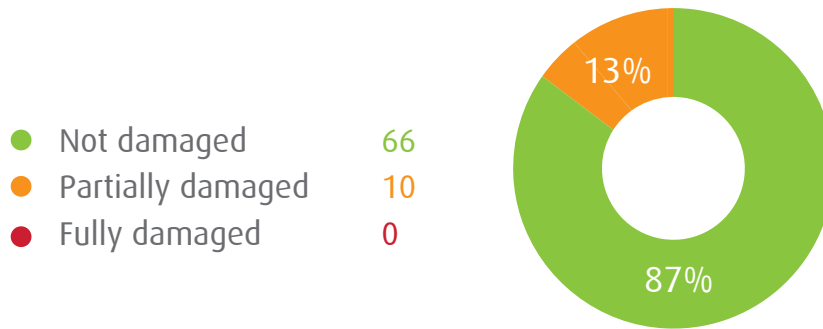
Figure 8: Trend analysis of accessibility to health centres, between 1st and 4th Quarter 2019



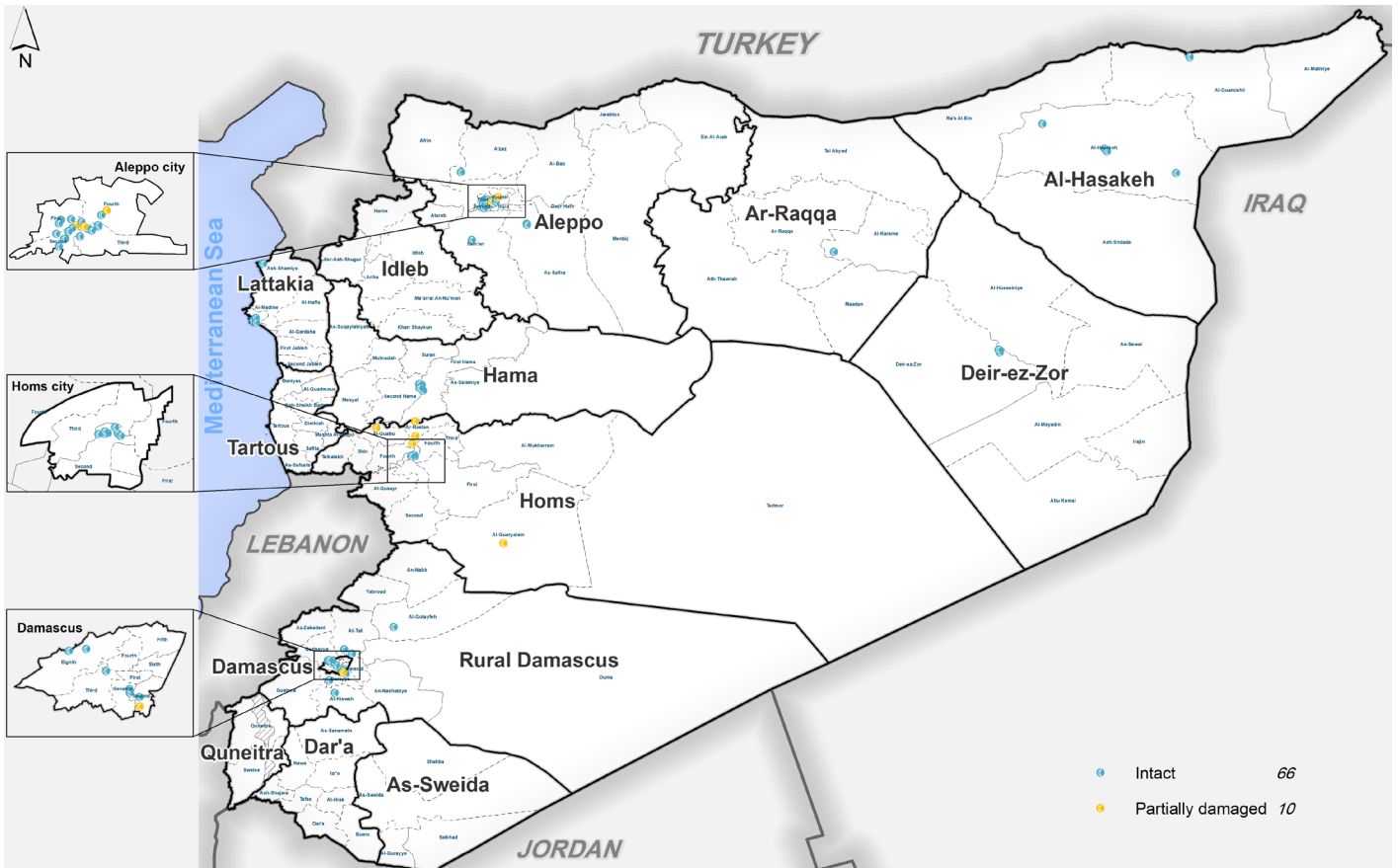
4. Level of damage of health centres' buildings

- **Fully damaged:** either, all the building is destroyed, about 75% or more of the building is destroyed, or damage of the essential services' buildings.
- **Partially damaged:** where part of the building is damaged.
- **Intact:** where there is no damage in the building.

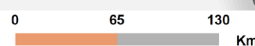
Figure 9: level of damage, 4th Quarter 2019



Map3: Level of damage of the health centres' buildings by governorate, 4th Quarter 2019



The boundaries and names shown and the designations used on this map do not imply the expression of any opinion whatsoever on the part of the World Health Organization concerning the legal status of any country, territory, city or area or of its authorities, or concerning the delimitation of its frontiers or boundaries. Dotted and dashed lines on maps represent approximate border lines for which there may not yet be full agreement.



Data source: HeRAMS 2019
Map production: Health Information Management Unit,
Country office, Syrian Arab Republic
World Health Organization

Figure 10: Level of damage of the health centres' buildings by governorate, 4th Quarter 2019

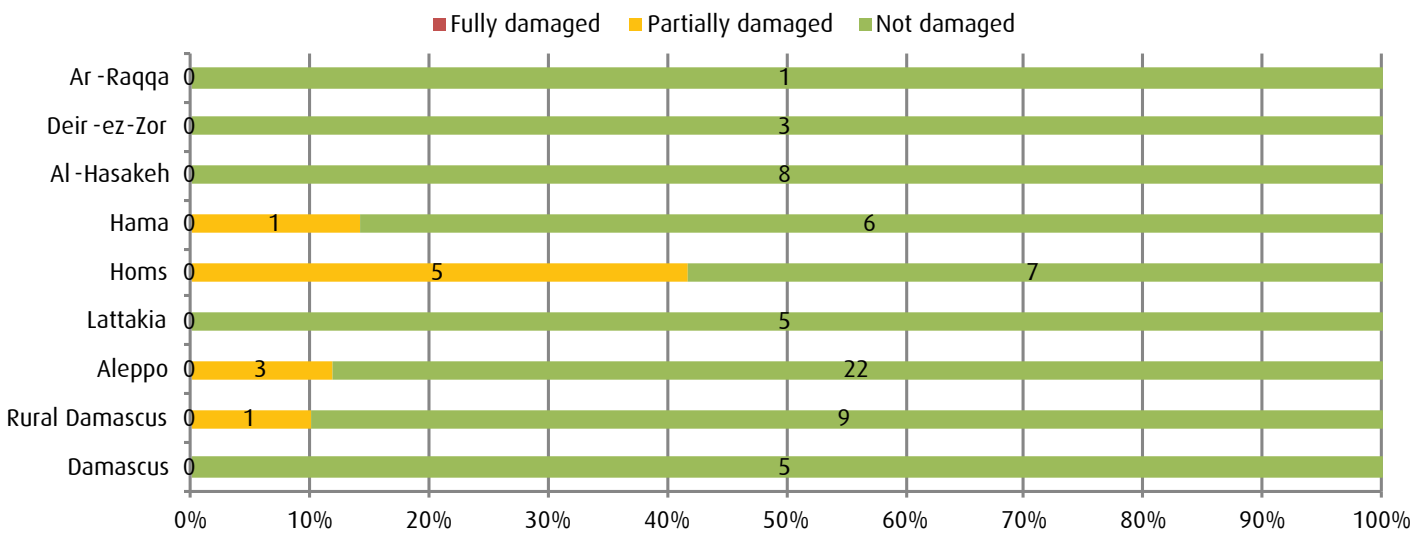
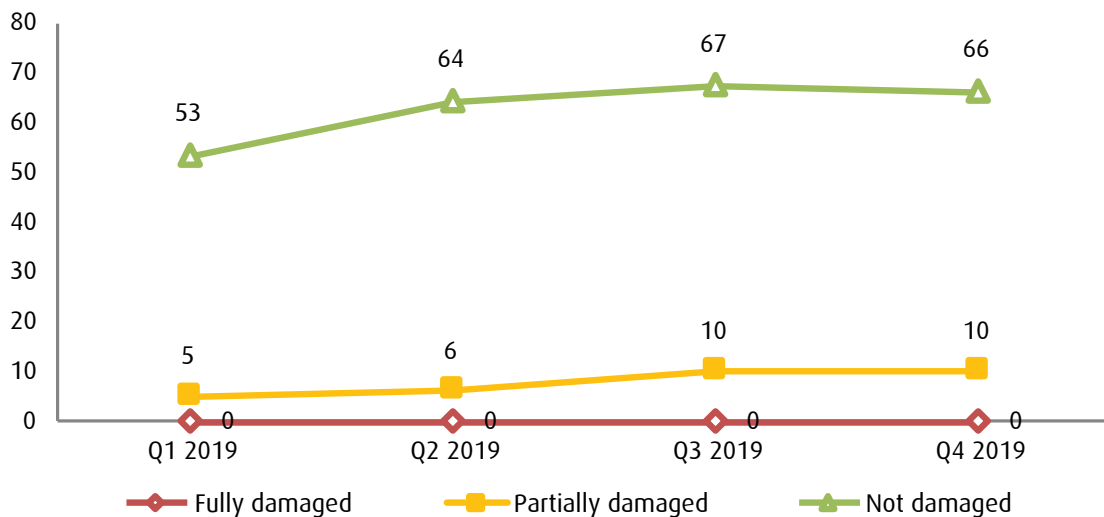


Figure 11: Trend analysis of health centres' level of damage, between 1st and 4th Quarter 2019



5. Infrastructure patterns of the functional health centres

5.1. Water

Figure 12: Main sources of water, 4th Quarter 2019

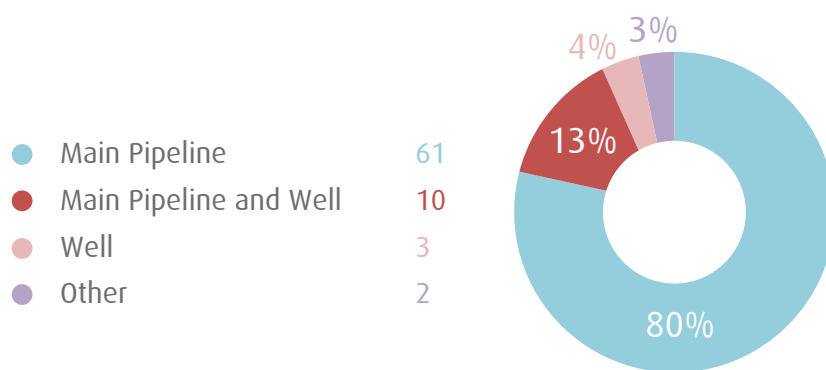


Figure 13: Distribution of water sources/ types at functional health centres, per governorate, 4th Quarter 2019

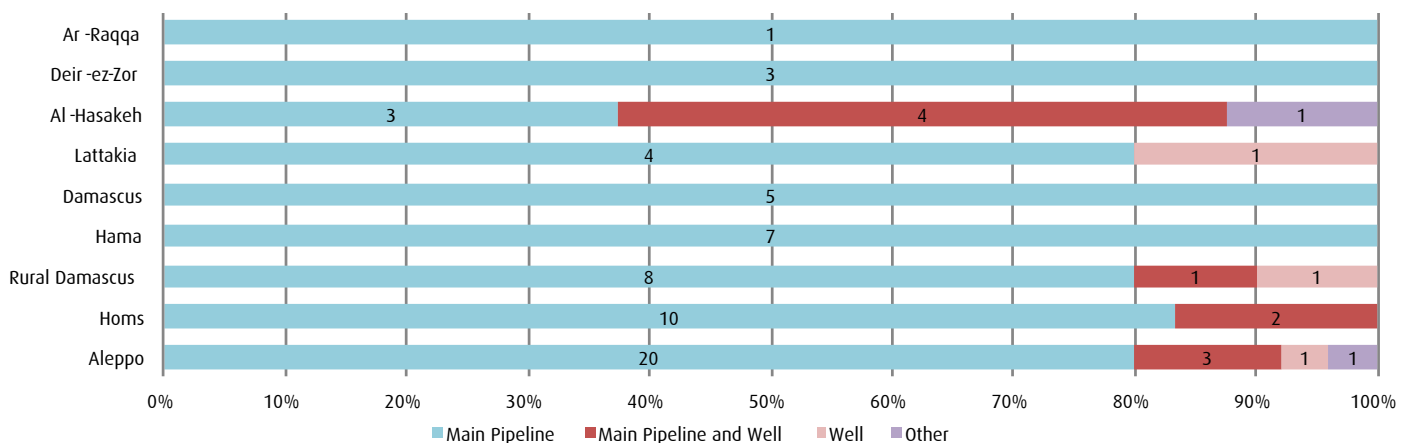
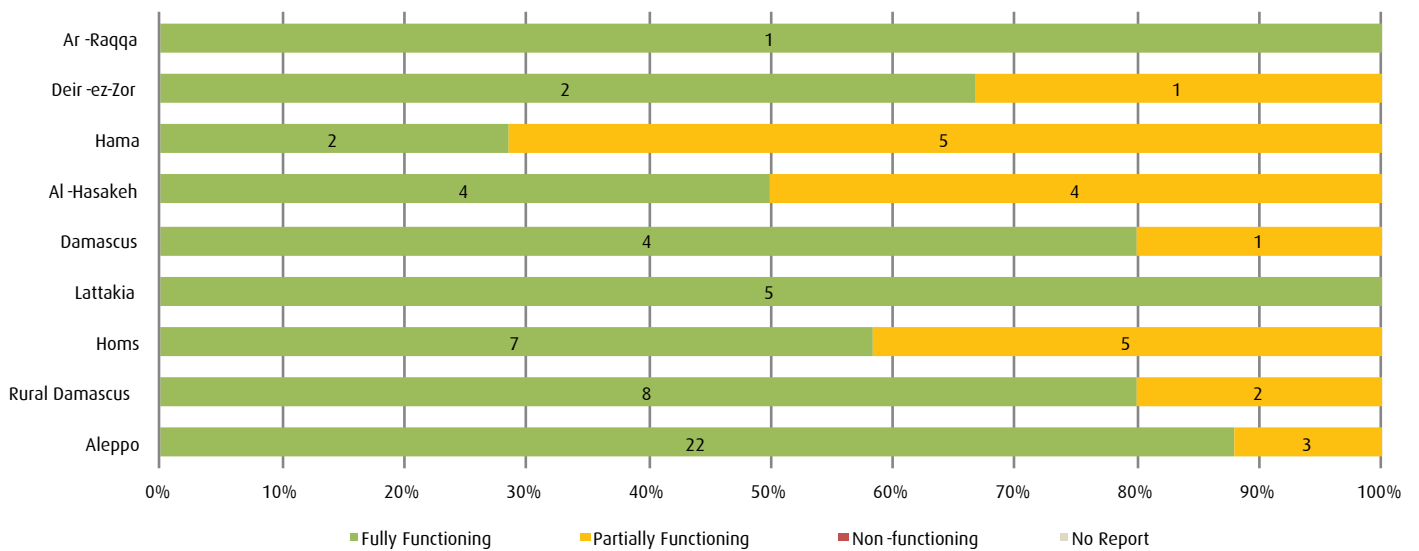
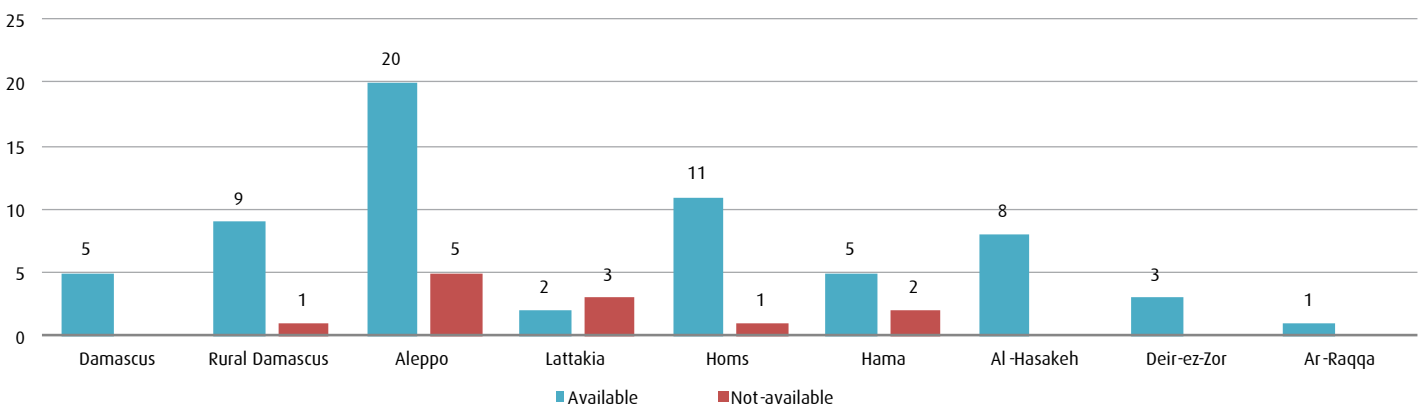


Figure 14: Functionality status of the water sources at functional health centres, 4th Quarter 2019



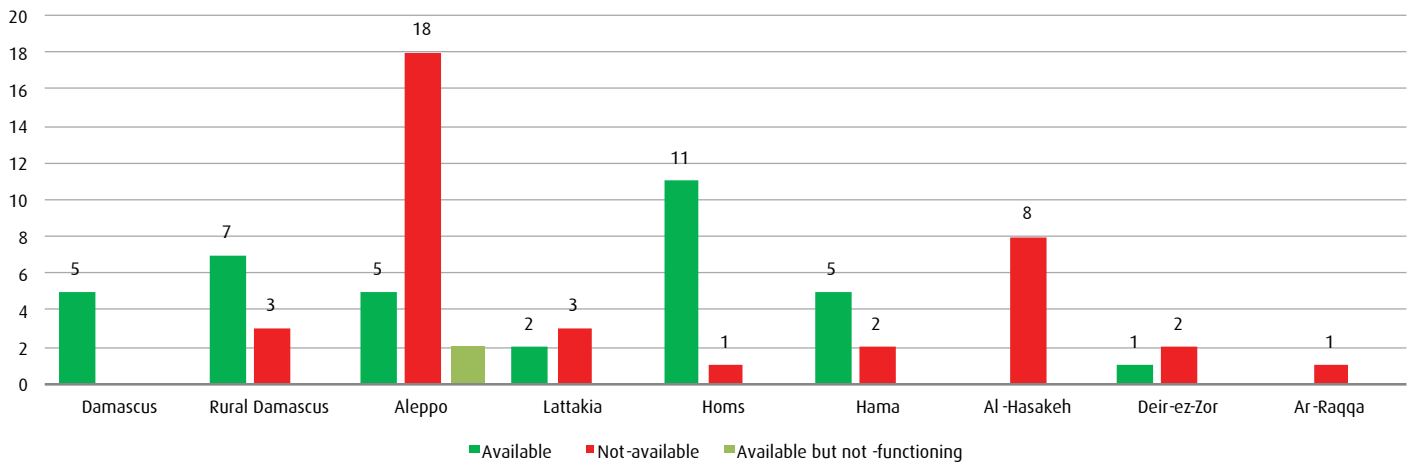
5.2 Electricity generators

Figure 15: Availability of electricity generators in the functional health centres per governorate, 4th Quarter 2019



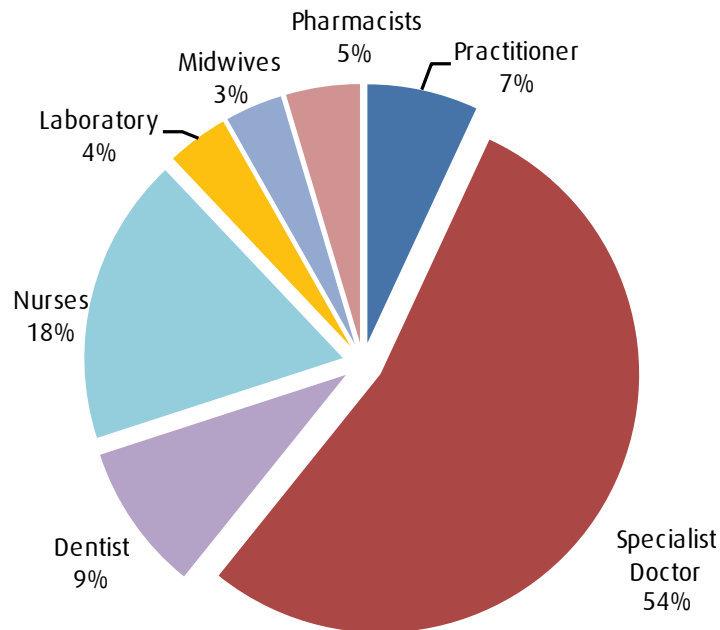
5.3 Refrigerator for vaccine

Figure 16: Availability of refrigerators in the functional health centres, per governorate, 4th Quarter 2019



6. Availability of human resources for health

Figure 17: Proportion of health staff in health centres, Dec 2019*



* (medical doctors work part time)

Figure 18: Distribution of health staff at health centres, per governorate, Dec 2019

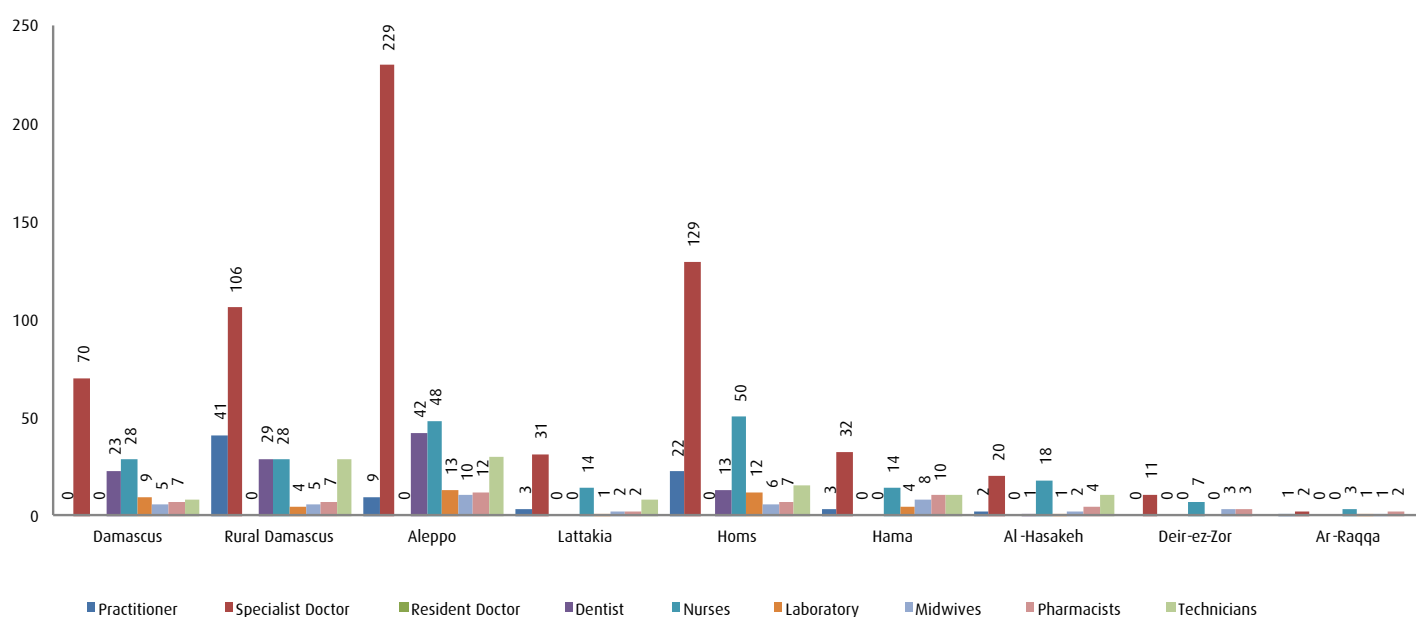


Table 1: Availability of human resources of functioning health centres, per governorate, Dec 2019

Governorate	Practitioner	Specialist Doctor	Resident Doctor	Dentist	Nurses	Laboratory	Midwives	Pharmacists	University *	Technicians	Others
Damascus	0	70	0	23	28	9	5	7	17	8	17
Rural Damascus	41	106	0	29	28	4	5	7	20	28	26
Aleppo	9	229	0	42	48	13	10	12	80	30	38
Lattakia	3	31	0	0	14	1	2	2	13	8	18
Homs	22	129	0	13	50	12	6	7	13	15	20
Hama	3	32	0	0	14	4	8	10	30	11	20
Al-Hasakeh	2	20	0	1	18	1	2	4	15	10	38
Deir-ez-Zor	0	11	0	0	7	0	3	3	10	0	2
Ar-Raqqa	1	2	0	0	3	1	1	2	2	0	1
Grand Total	81	630	0	108	210	45	42	54	200	110	180

* Health workers in the health centres who hold university degrees (engineer, law, trade and economics

Map 4: Availability of medical doctors [a total of general practitioners, specialist, resident doctors, and dentists] in functional health centres, per governorate, 4th Quarter 2019

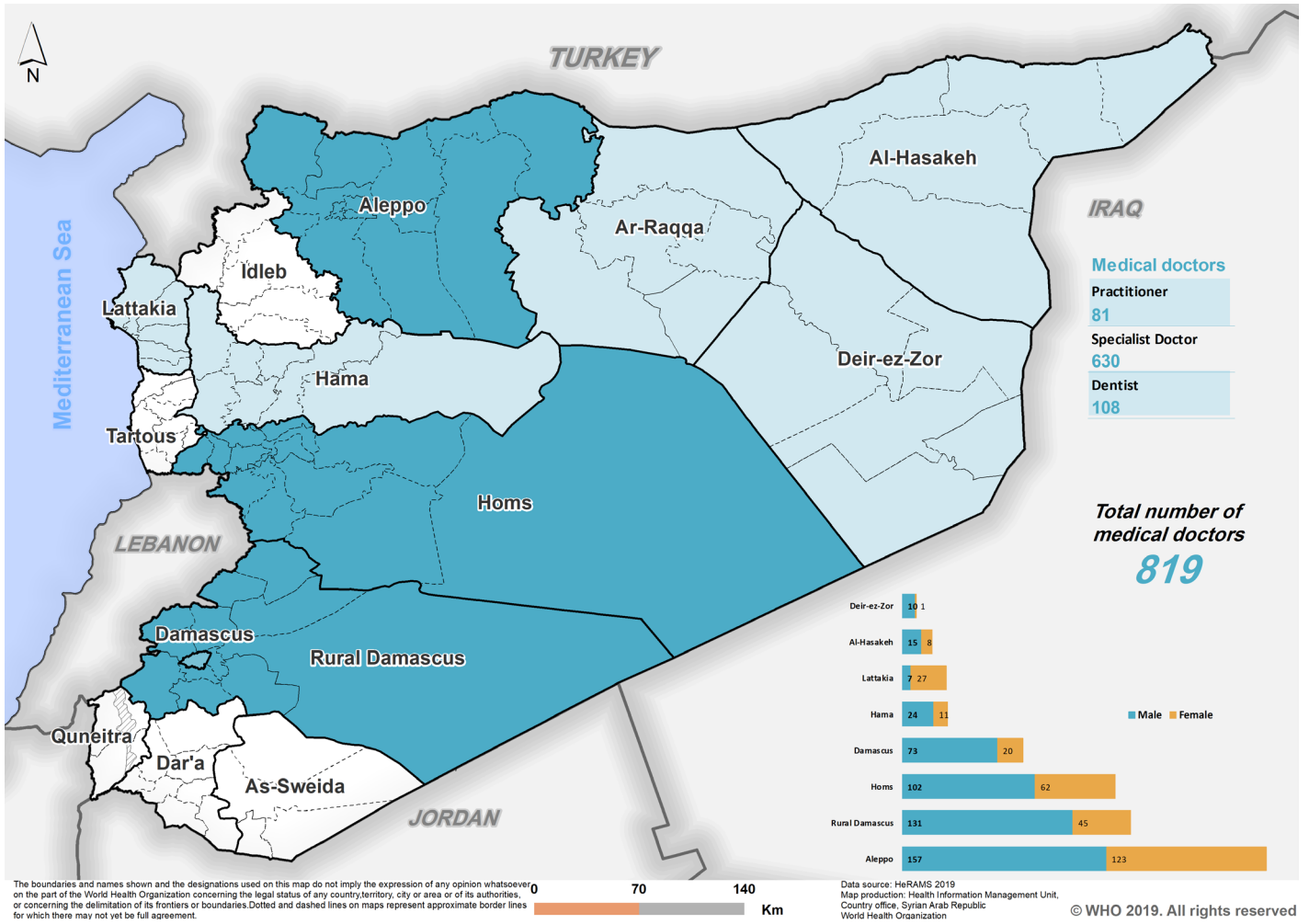


Figure 19: Proportion of medical doctors [a total of general practitioners, specialist, resident doctors, and dentists] by gender, per governorate, Dec 2019

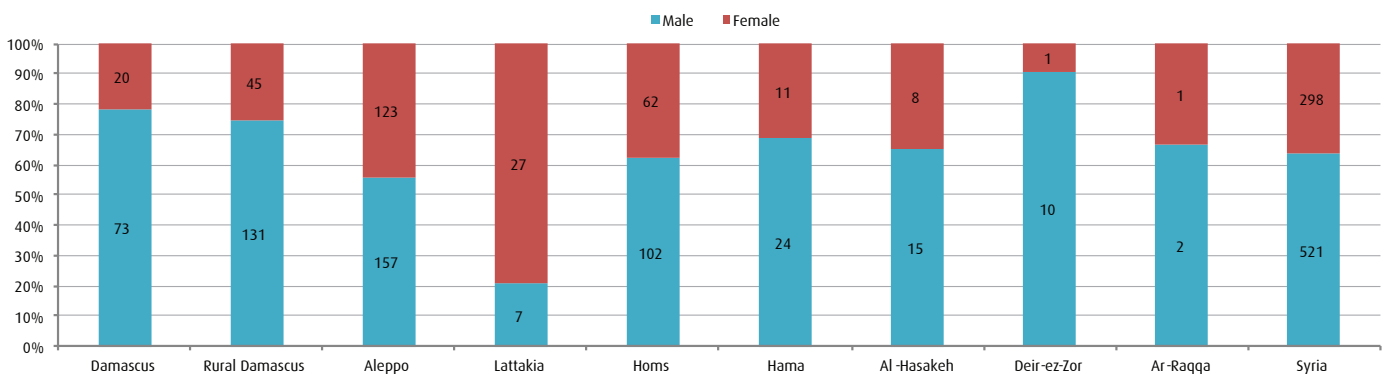


Figure 20: Trend analysis of medical doctors [a total of general practitioners, specialists, resident doctors, and dentists] in health centres, between 1st and 4th Quarter 2019

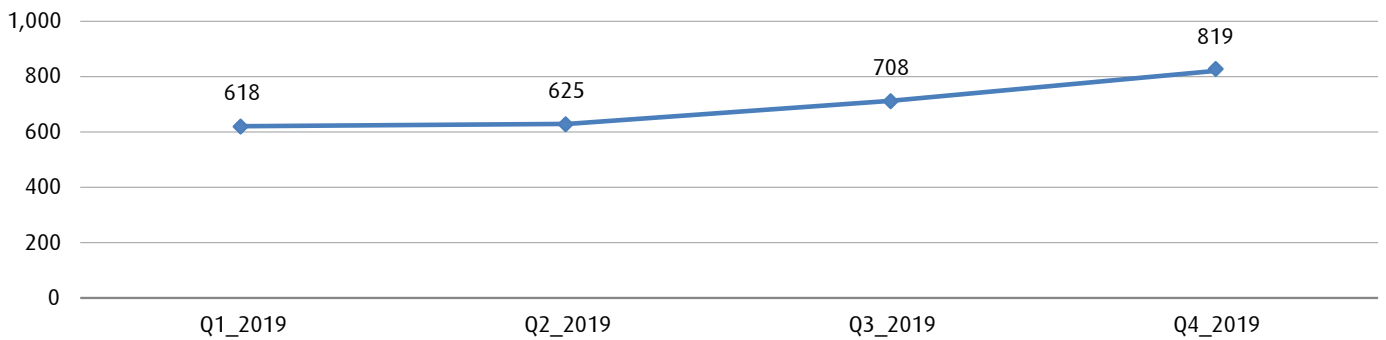


Figure 21: Trend analysis of number of nurses in health centres, between 1st and 4th Quarter 2019

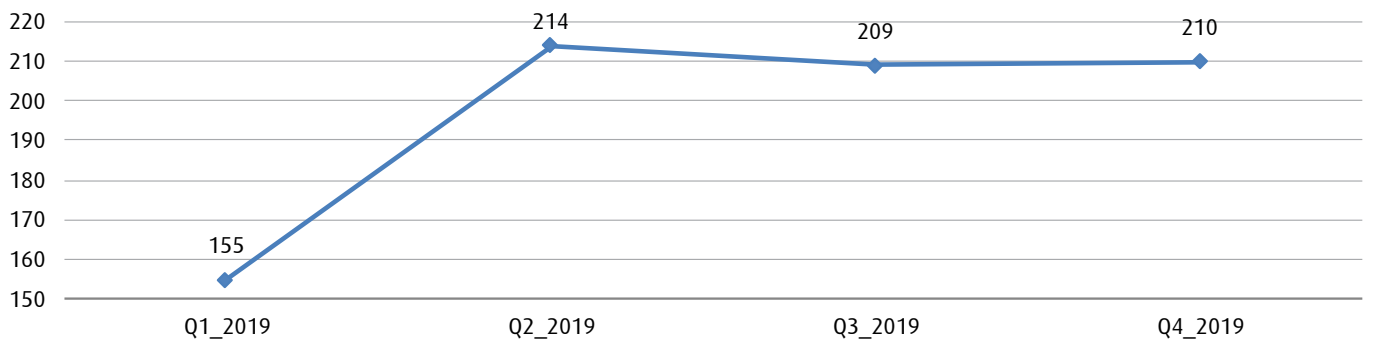
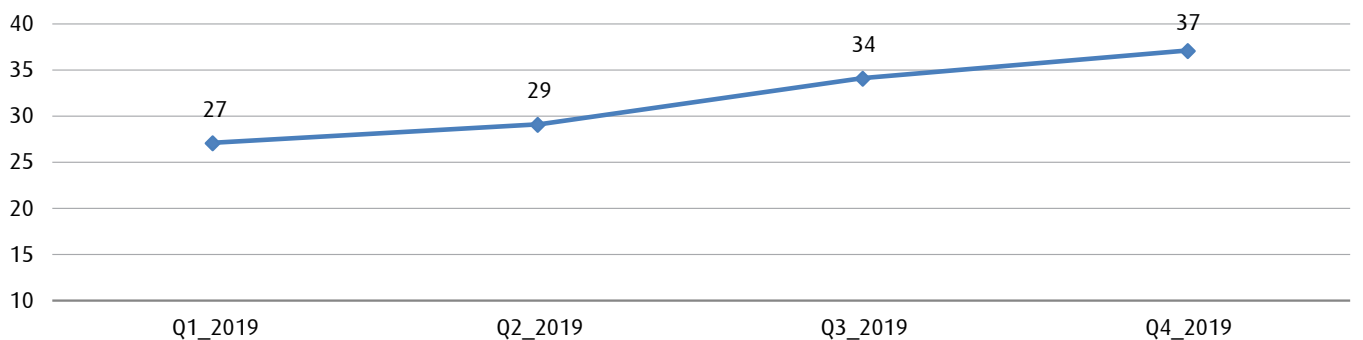


Figure 22: Trend analysis of number of midwives in health centres, between 1st and 4th Quarter 2019

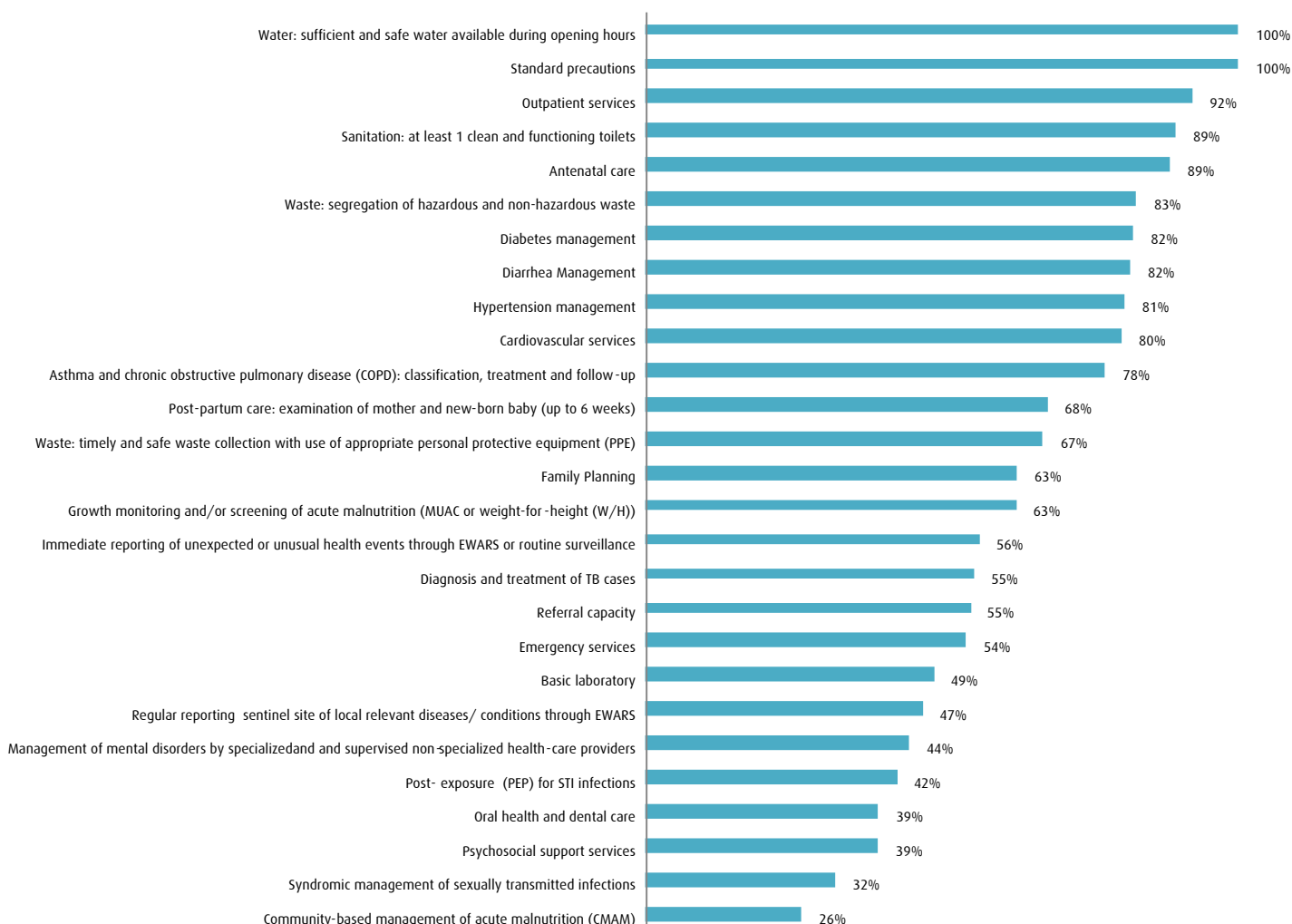


7. Availability of health services

Availability of the core health services is monitored through HeRAMS at a health centres level, considering a standard list of health services, as follows:

1. General clinical services and essential trauma care
2. Child Health: Diarrhea management
3. Nutrition: screening of MUAC, Management of acute malnutrition (CMAM)
4. Communicable Diseases: Diagnosis and treatment of TB cases, and Clinical diagnosis and management of other locally relevant diseases
5. Non-communicable Diseases: Asthma and chronic obstructive pulmonary disease (COPD), Cardiovascular services, Hypertension management, Diabetes management, and Oral health and dental care
6. Mental health care

Figure 23: Availability of health services in functional health centres, 4th Quarter 2019



8. Utilization of health services

Figure 24: Estimated caseload of functional health centres (consultations), during 4th Quarter 2019

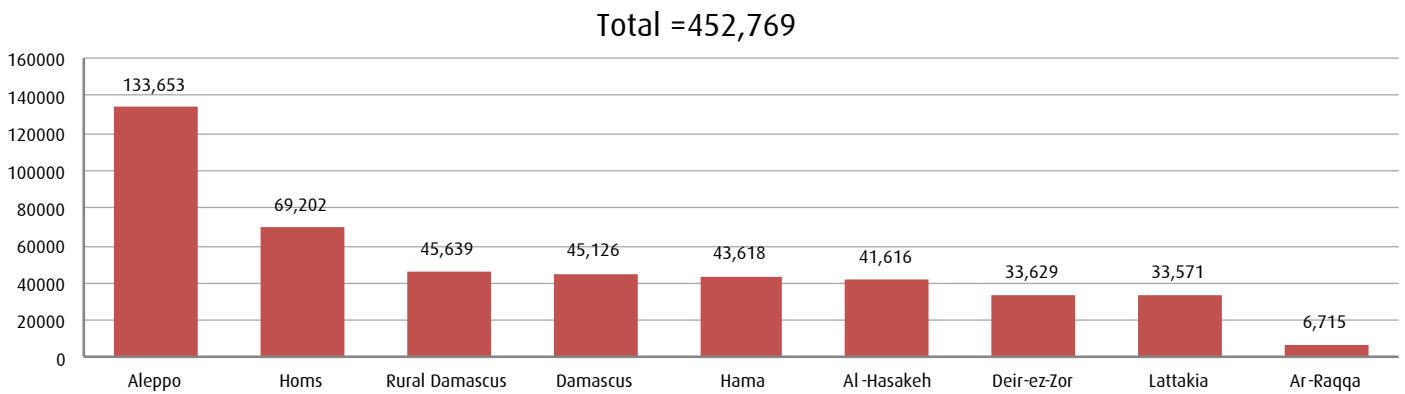


Figure 25: Trend analysis of estimated caseload in health centres (consultations), between 1st and 4th Quarter 2019 (during 2019 = 1,551,828)

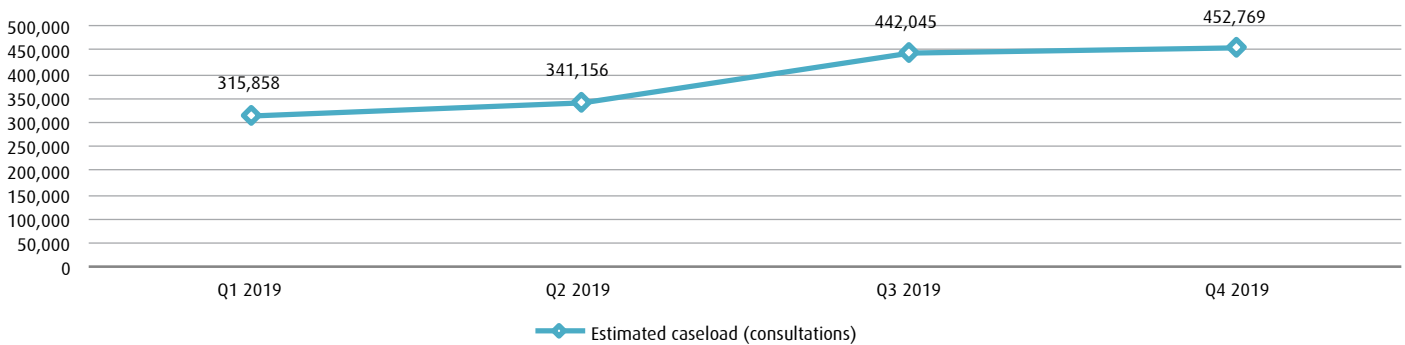
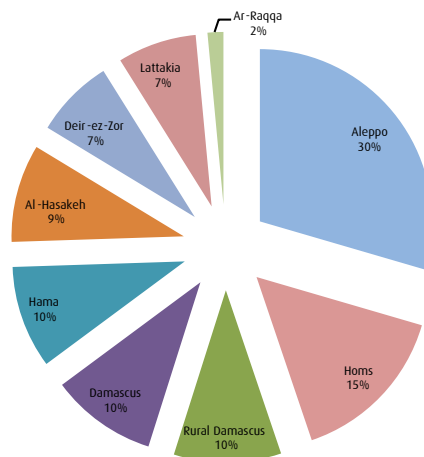


Figure 26: Proportions of workload, per governorate, during 4th Quarter 2019



8.1 General clinical services

The following sections provide analysis on the utilization of health services in functional health centres at governorate level.

i. Outpatient

The outpatient services with availability of all essential drugs for primary care as per national guidelines were assessed at a health centre level,

Figure 27: The number of outpatients in health centres, 4th Quarter 2019

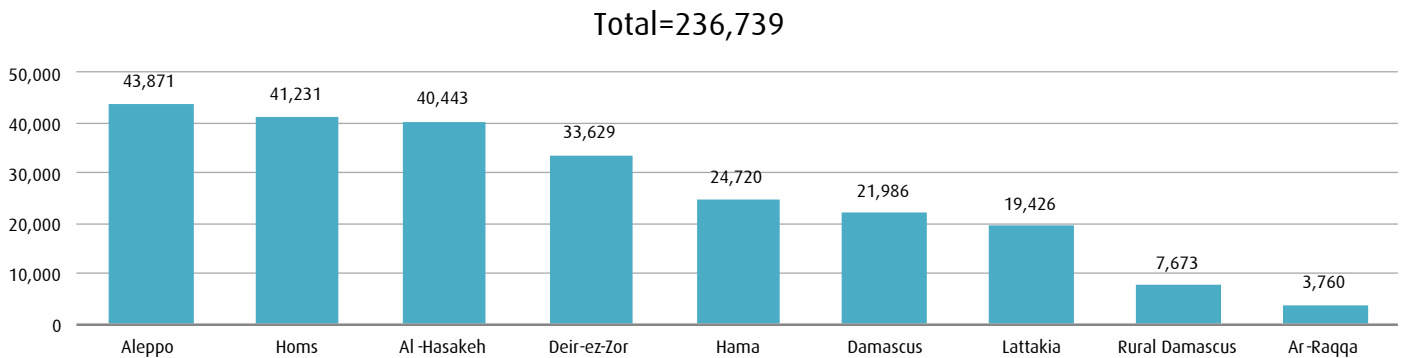
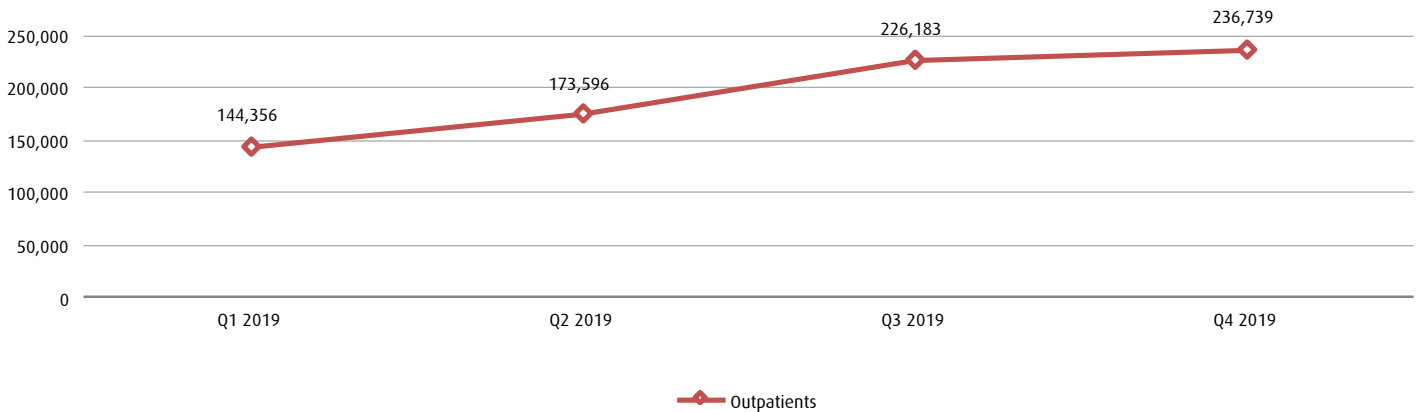


Figure 28: Trend analysis of outpatients in health centres, between 1st and 4th Quarter 2019 (during 2019 = 780,874)



ii. Basic laboratory services

The number of patients received services in health centres' laboratories (i.e., Glycaemia, CBC,...), was assessed at a health centre level.

Figure 29: The number of patients received services in laboratories in health centres, 4th Quarter 2019

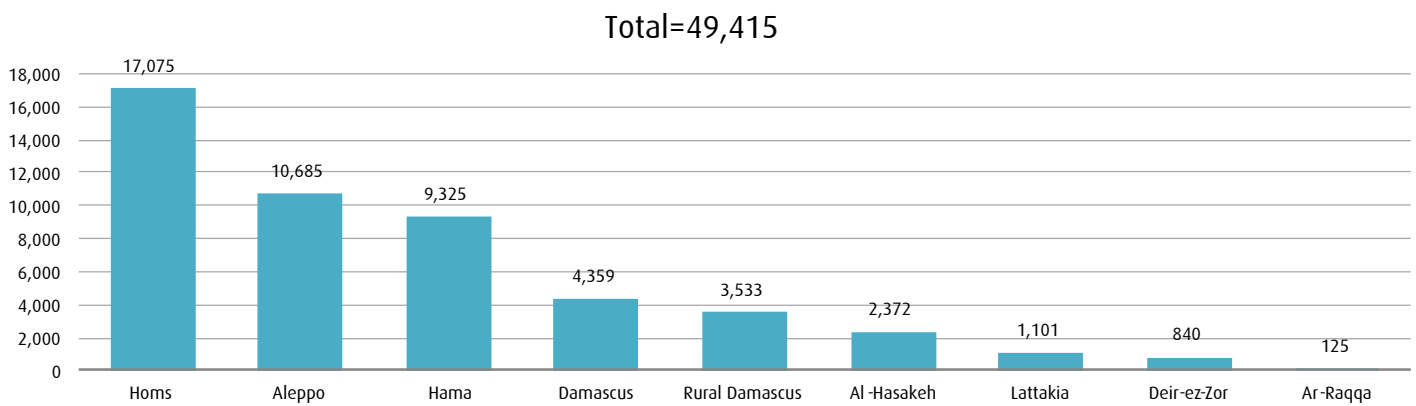
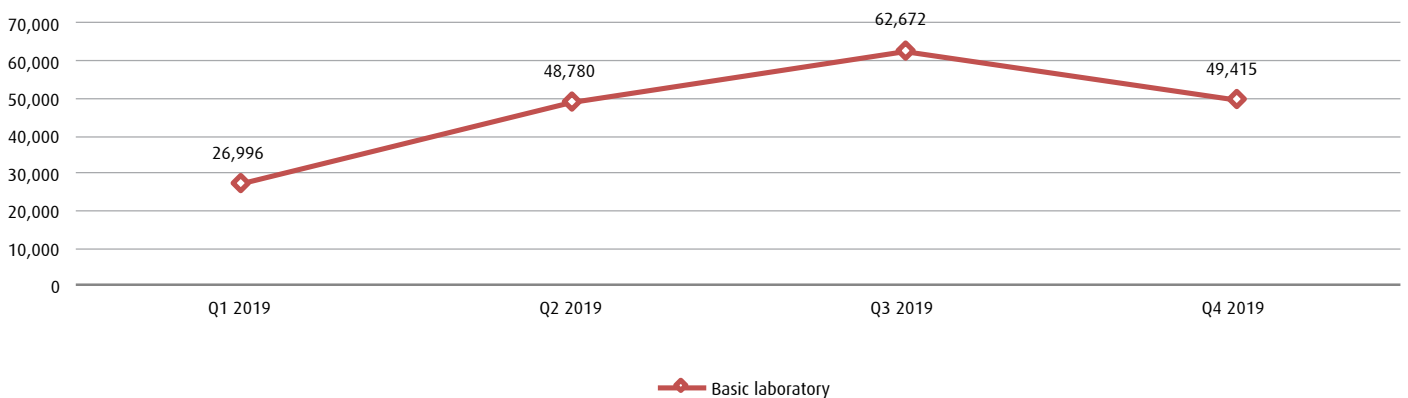


Figure 30: Trend analysis of number of patients received services in laboratories in health centres, between 1st and 4th Quarter 2019 (during 2019 = 187,863)



iii. Referral capacity

The **referral capacity** including: “referral procedures, means of communication, and access to transportation” was measured at a health centre level.

Figure 31: The number of referred cases per governorate, 4th Quarter 2019

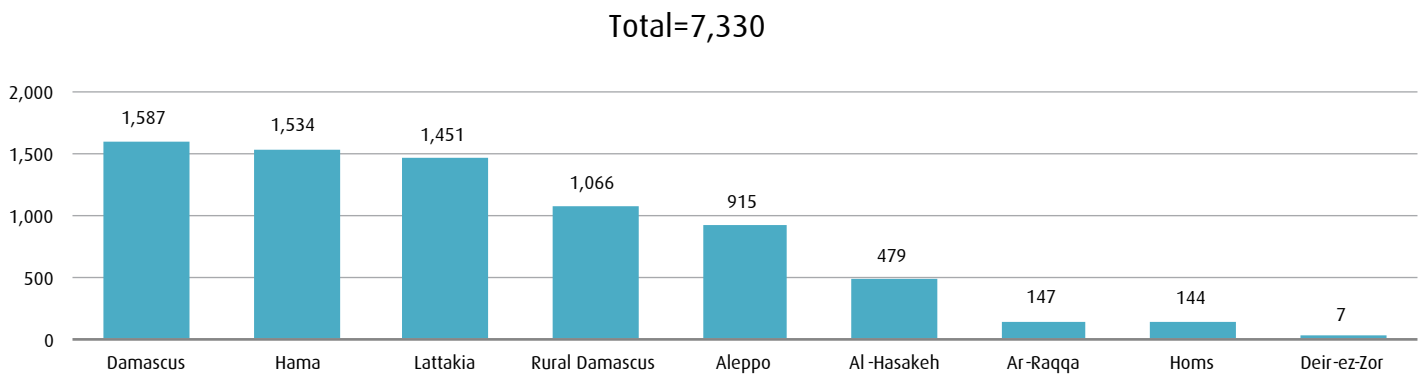
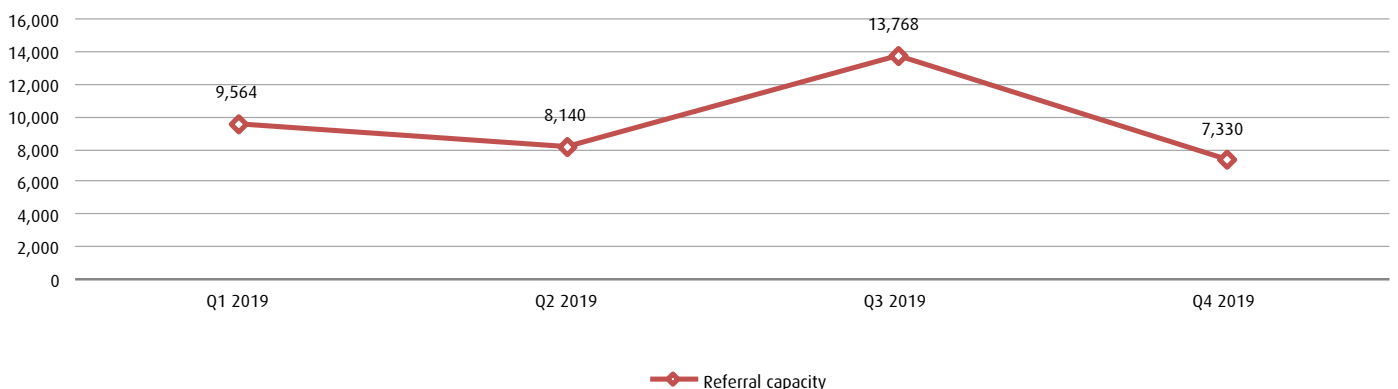


Figure 32: Trend analysis of referred cases, between 1st and 4th Quarter 2019 (during 2019 = 38,802)



8.2 Emergency services

The emergency services including: “triage, assessment, first aid and life support (cardiopulmonary resuscitation (CPR) stabilization of patient with severe trauma and non-trauma emergencies before referral (IV line and saline solution for fluid resuscitation)” was assessed at a health centre level

Figure 33: The number of emergency services cases reported in health centres, per governorate, 4th Quarter 2019

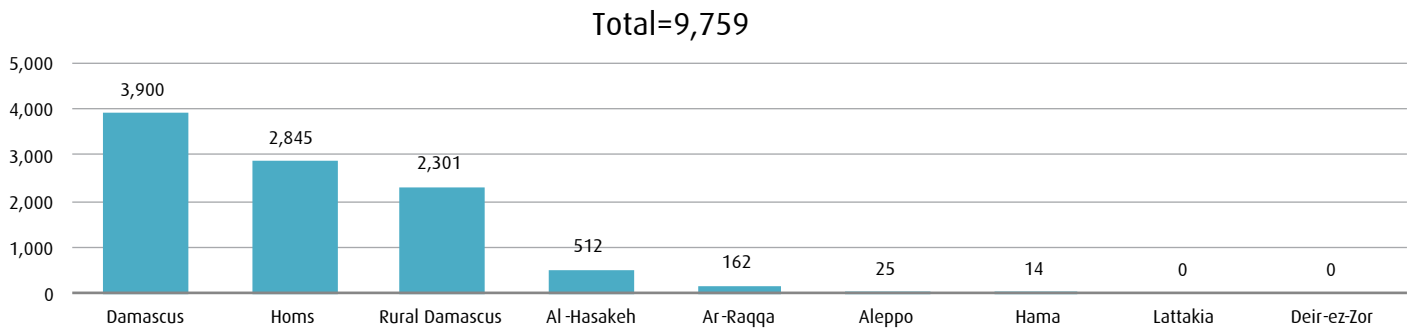
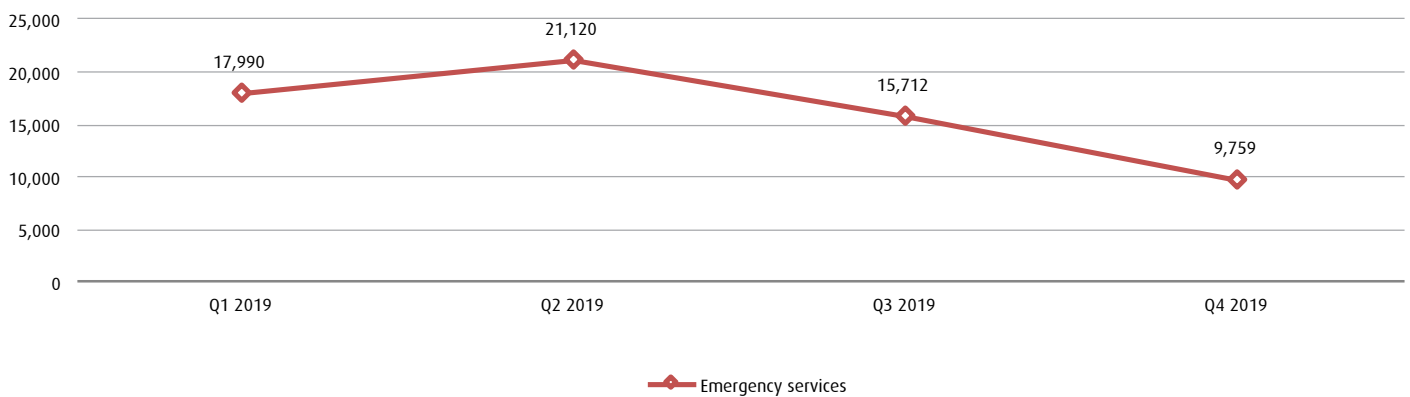


Figure 34: Trend analysis of emergency services cases in health centres, between 1st and 4th Quarter 2019 (during 2019 = 64,581)



8.3 Child health

i. Diarrhea Management

Figure 35: The number of diarrhea cases (children) in health centres, 4th Quarter 2019

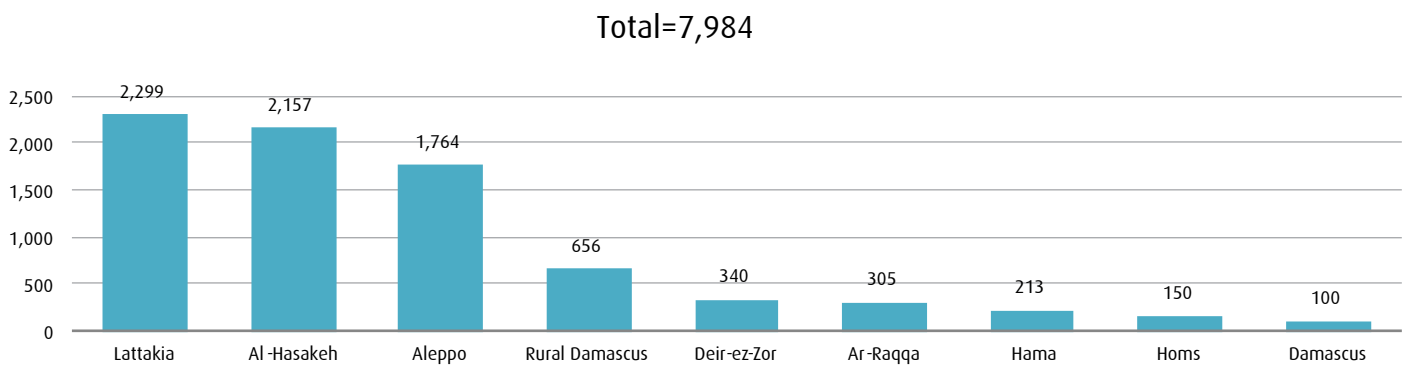
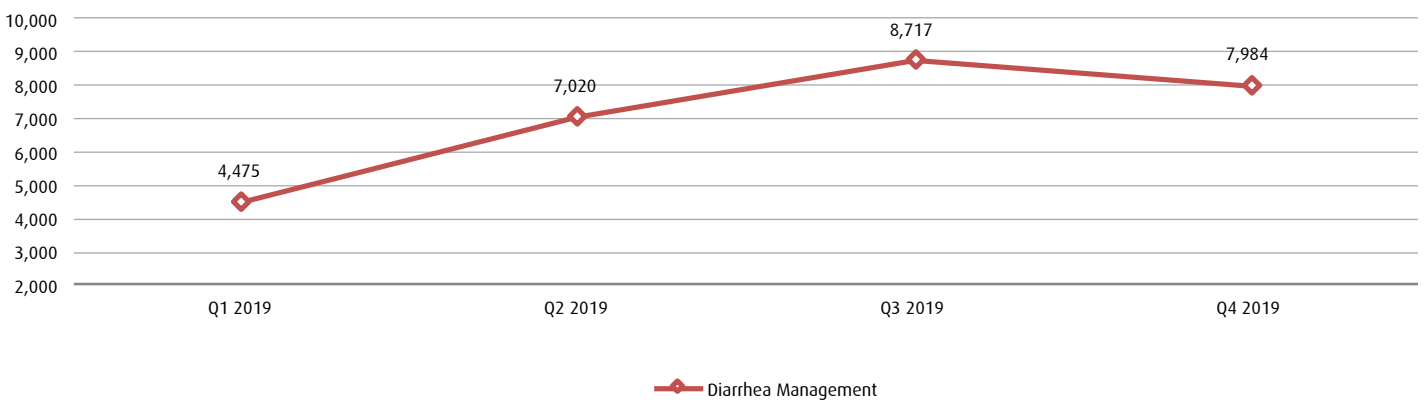


Figure 36: Trend analysis of reported children with diarrhea in health centres, between 1st and 4th Quarter 2019 (during 2019 = 28,196)



8.4 Nutrition

i. Growth monitoring and/or screening of acute malnutrition (MUAC or weight-for-height (W/H)) was assessed at a health centre level.

Figure 37: The number of growth monitoring and/or screening of acute malnutrition cases, 4th Quarter 2019

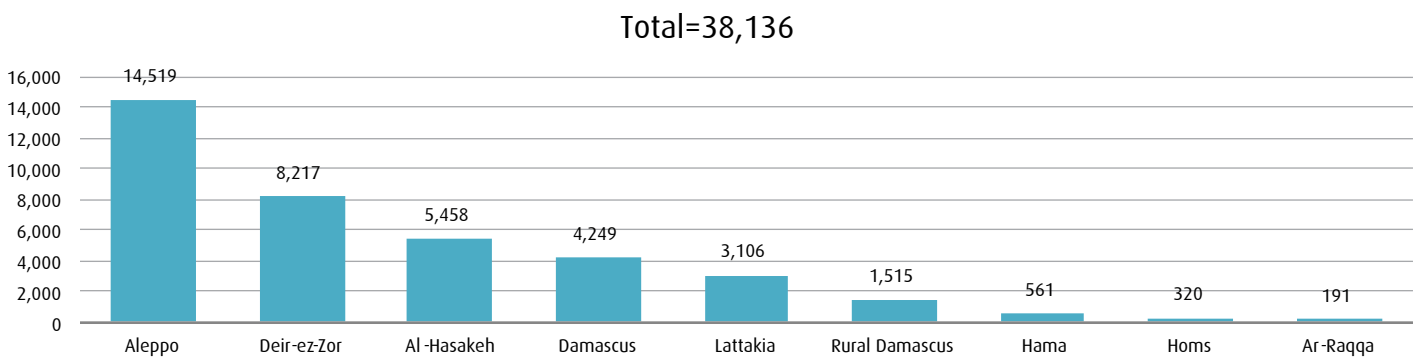
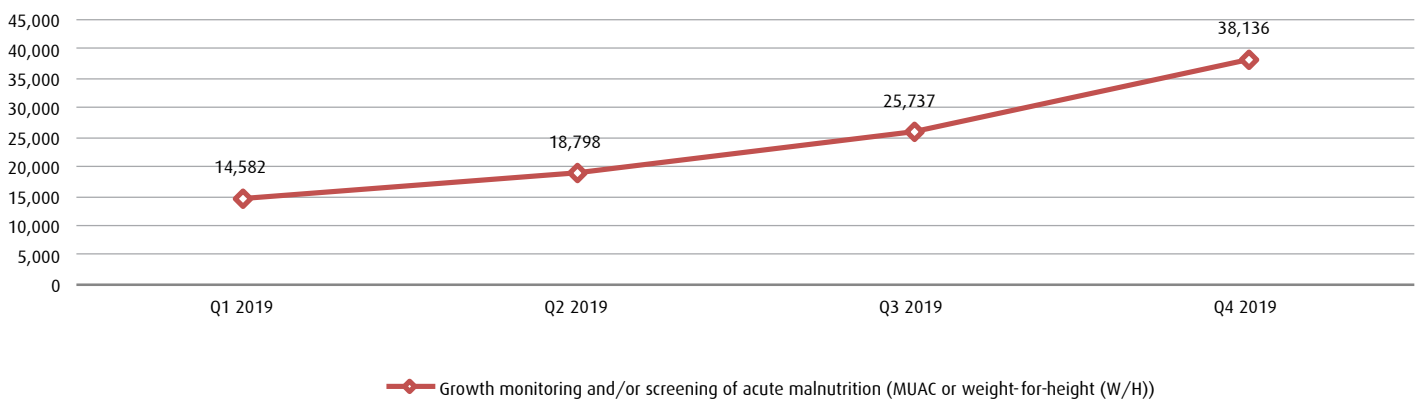


Figure 38: Trend analysis of growth monitoring and/or screening of acute malnutrition cases in health centres, between 1st and 4th Quarter 2019 (during 2019 = 97,253)



ii. Community-based **management of acute malnutrition (CMAM)** with outpatient programme for severe acute malnutrition without medical complications with ready-to-use therapeutic foods available was assessed at a health centre level.

Figure 39: The number of management of acute malnutrition (CMAM) cases, 4th Quarter 2019

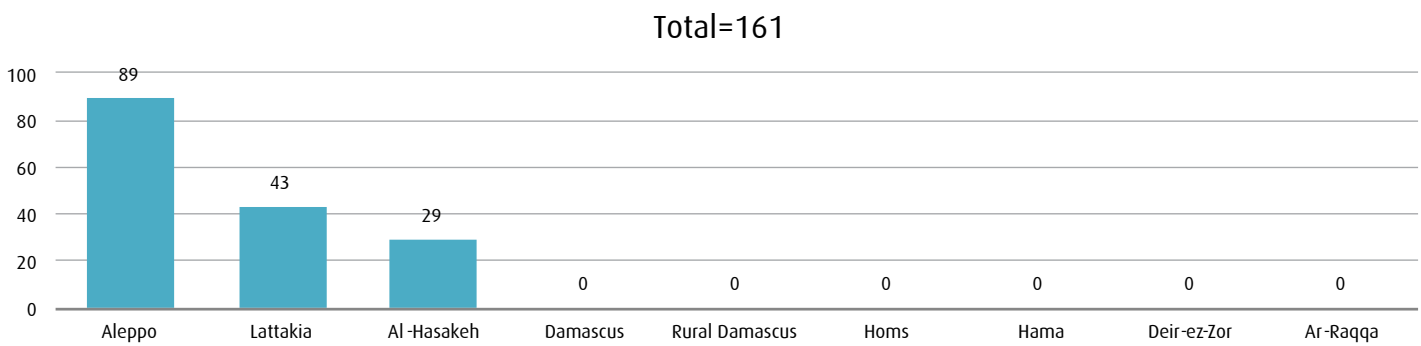
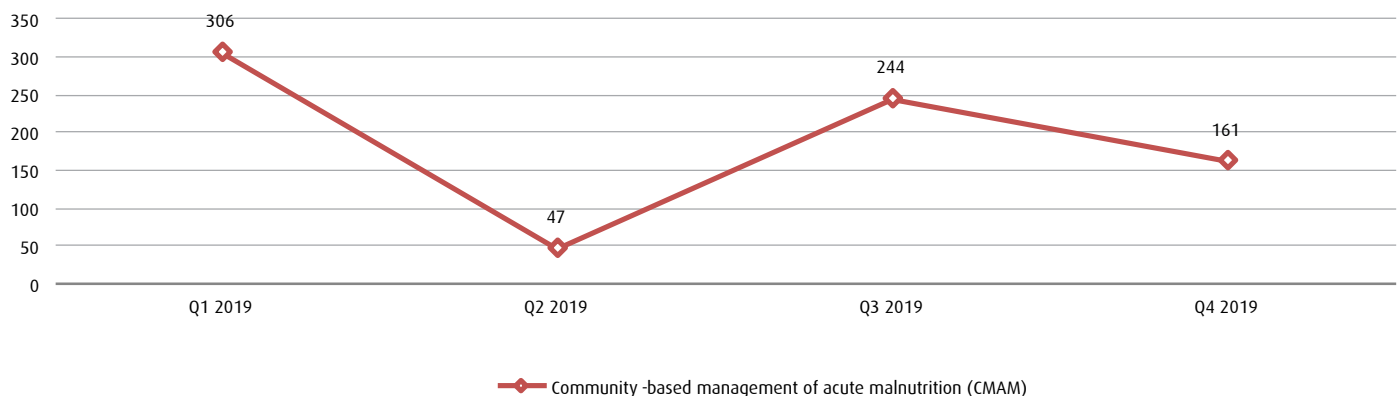


Figure 40: Trend analysis of management of acute malnutrition (CMAM) cases in health centres, between 1st and 4th Quarter 2019 (during 2019 = 758)



8.5 Communicable diseases

i. Immediate reporting of unexpected or unusual health events through EWARS or routine surveillance was assessed at a health centre level.

Figure 41: The number of immediate reporting of unexpected or unusual health events through EWARS or routine surveillance, 4th Quarter 2019

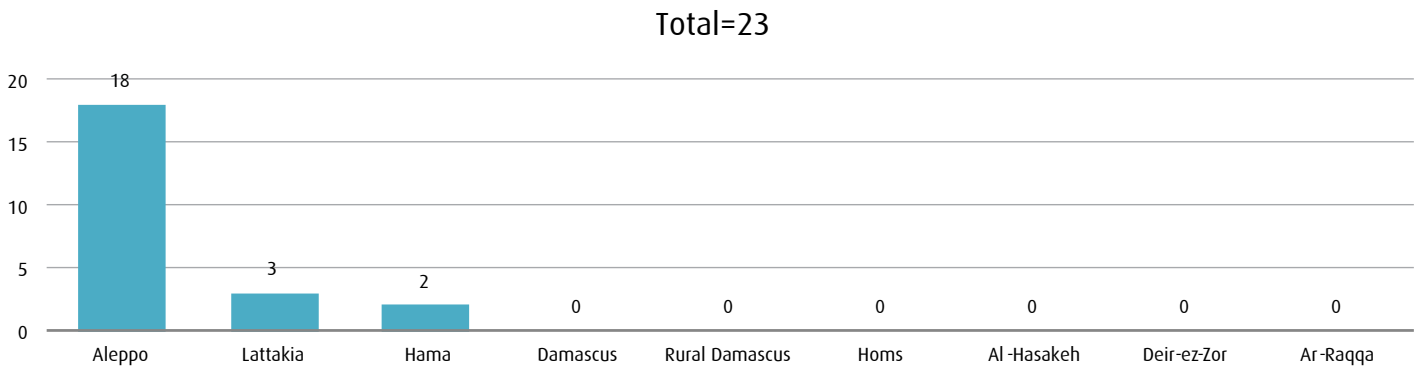
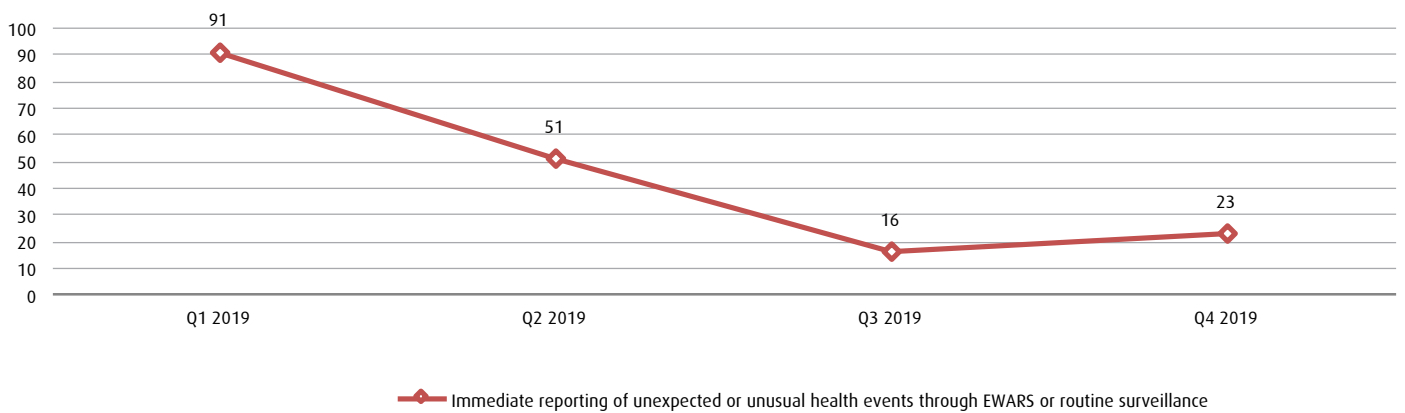


Figure 42: Trend analysis of immediate reporting of unexpected or unusual health events through EWARS or routine surveillance in health centres, between 1st and 4th Quarter 2019 (during 2019 = 181)



ii. Diagnosis and treatment of TB cases, or detection and referral of suspected cases, and follow-up was assessed at a health centre level

Figure 43: The number of diagnosis and treatment of TB cases, 4th Quarter 2019

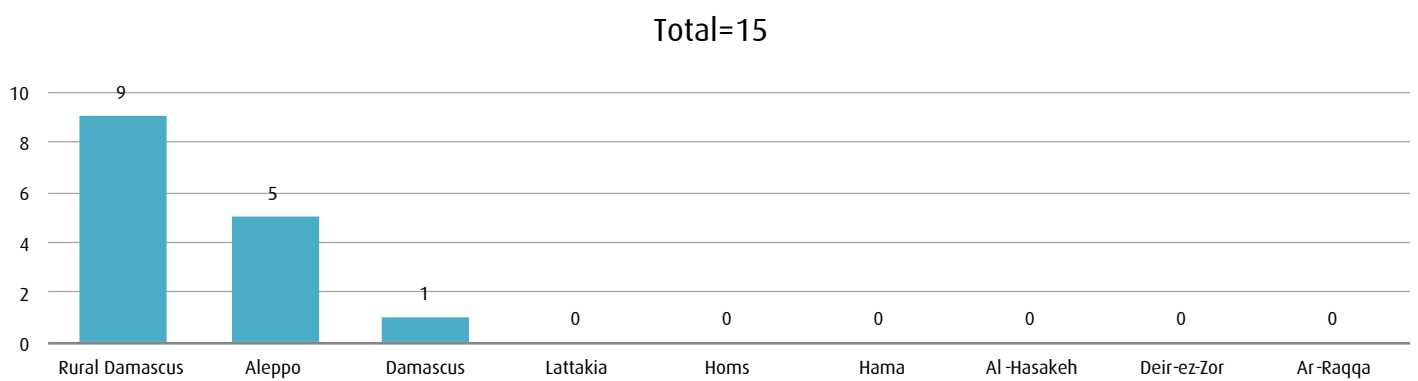
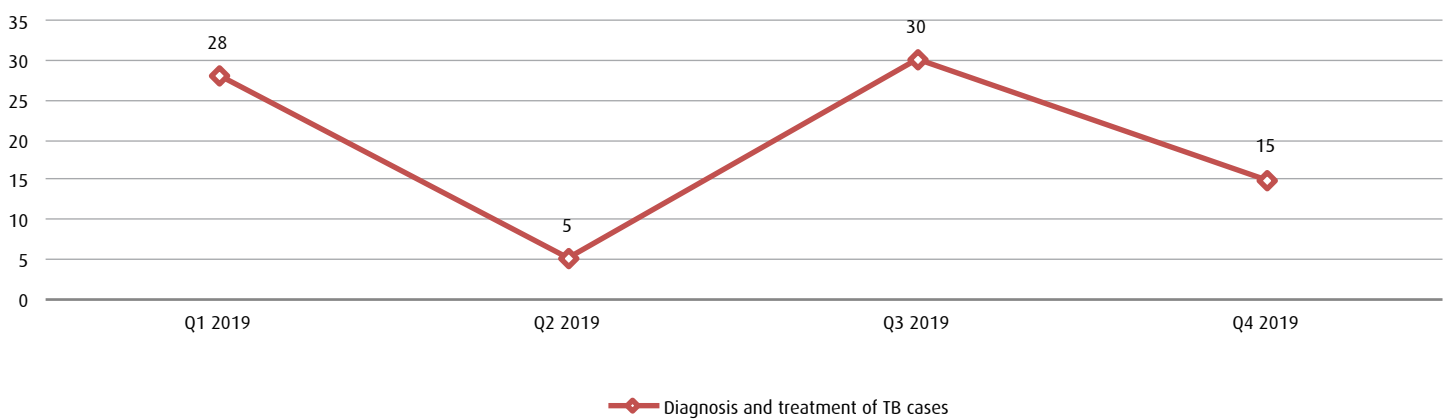


Figure 44: Trend analysis of diagnosis and treatment of TB cases in health centres, between 1st and 4th Quarter 2019 (during 2019 = 78)



i. Family Planning

The **family planning** service was assessed at a health centre level.

Figure 45: The number of women received family planning services in health centres, 4th Quarter 2019

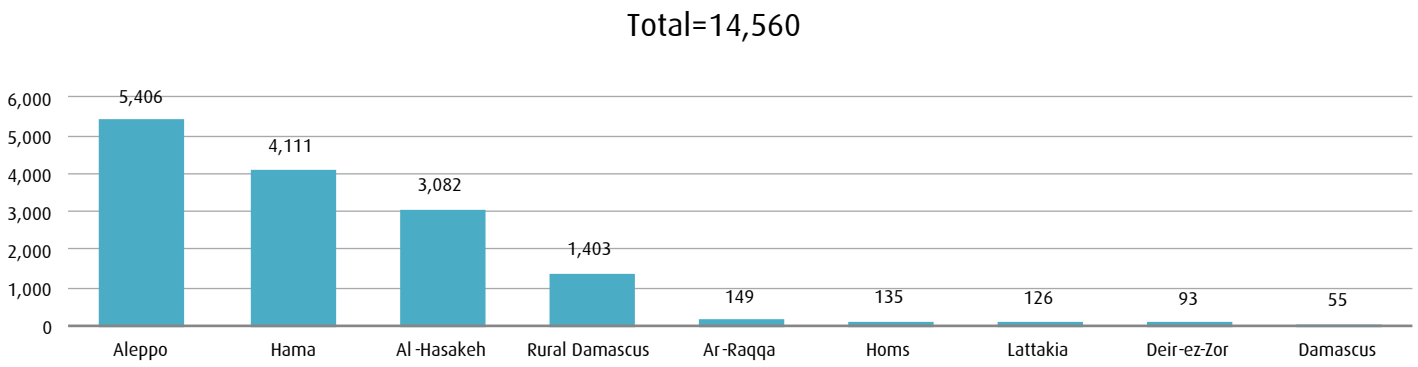
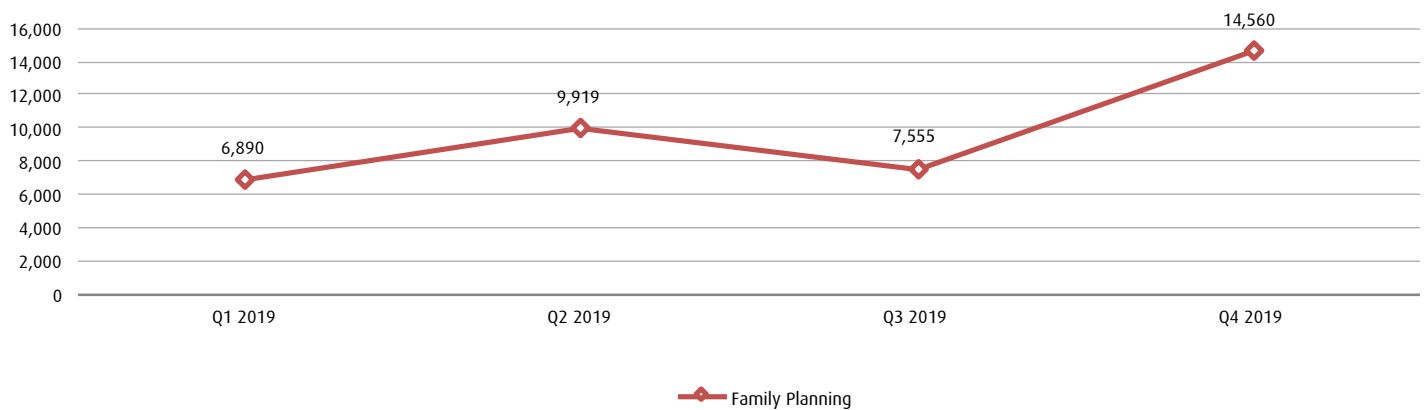


Figure 46: Trend analysis of number of pregnant women received family planning services in health centres, between 1st and 4th Quarter 2019 (during 2019 = 38,924)



ii. Antenatal care

a) Antenatal Care:

The antenatal care (i.e., assess pregnancy, birth and emergency plan, respond to problems (observed and/or reported), advise/counsel on nutrition & breastfeeding, self-care and family planning, preventive treatment(s) as appropriate) was assessed at a health centre level.

Figure 47: The number of pregnant women received antenatal services in health centres, 4th Quarter 2019

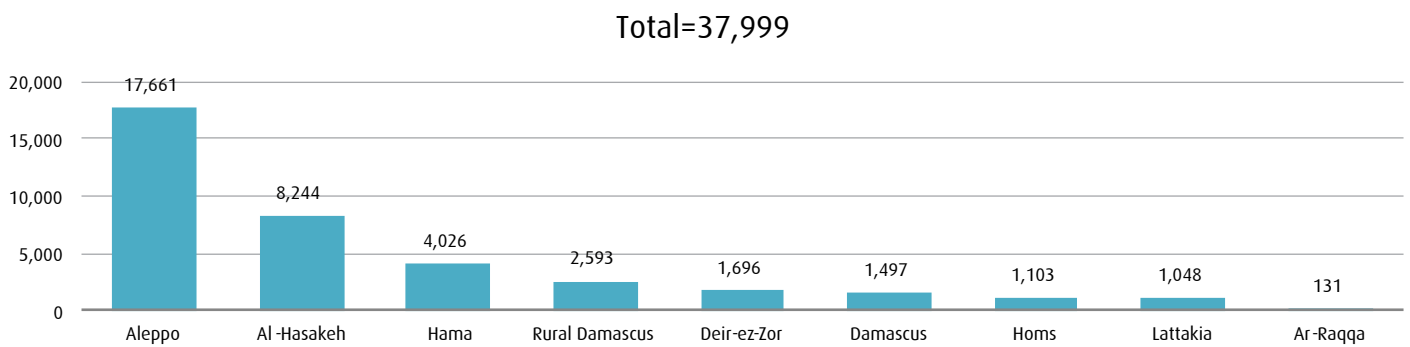
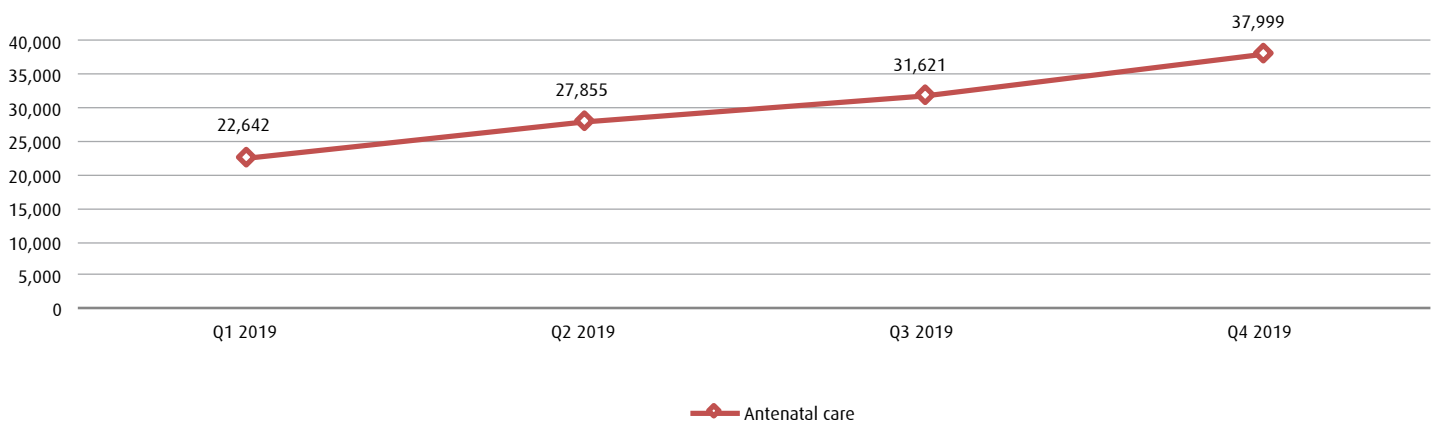


Figure 48: Trend analysis of number of pregnant women received antenatal services in health centres, between 1st and 4th Quarter 2019 (during 2019 = 120,117)



b) Antenatal visits:

The number of antenatal visits was assessed at a health centre level.

Figure 49: The number of antenatal visits in health centres, 4th Quarter 2019

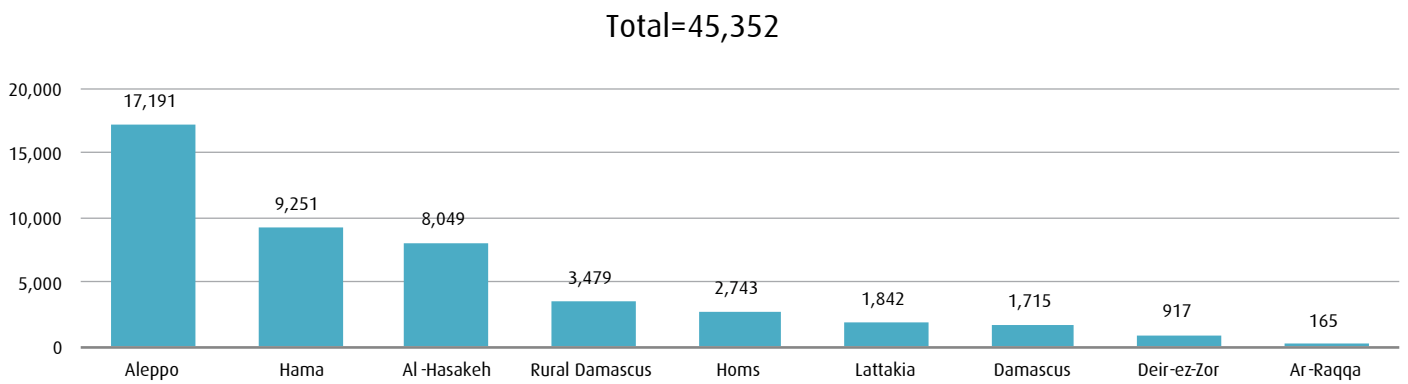
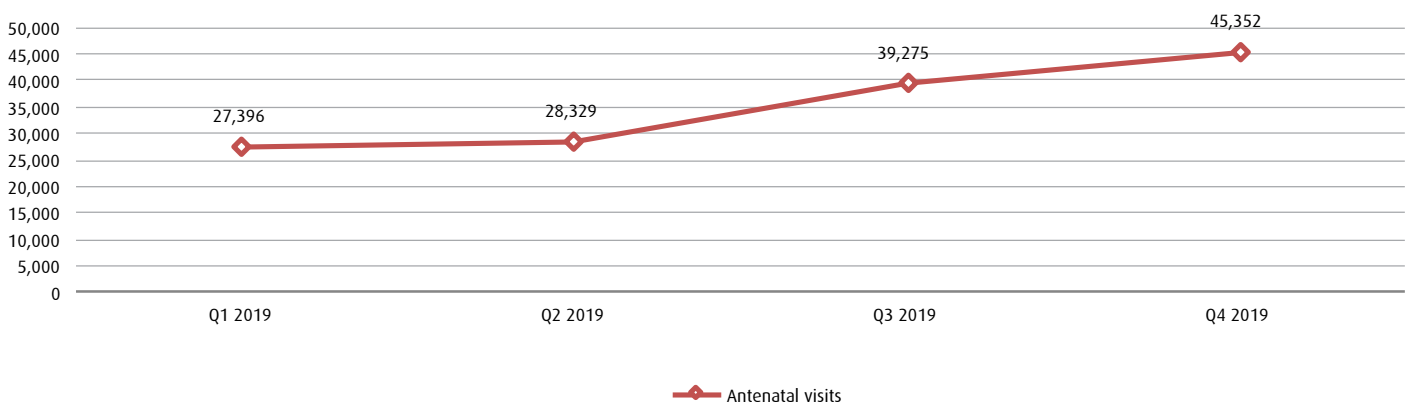


Figure 50: Trend analysis of antenatal visits in health centres, between 1st and 4th Quarter 2019 (during 2019 = 140,352)

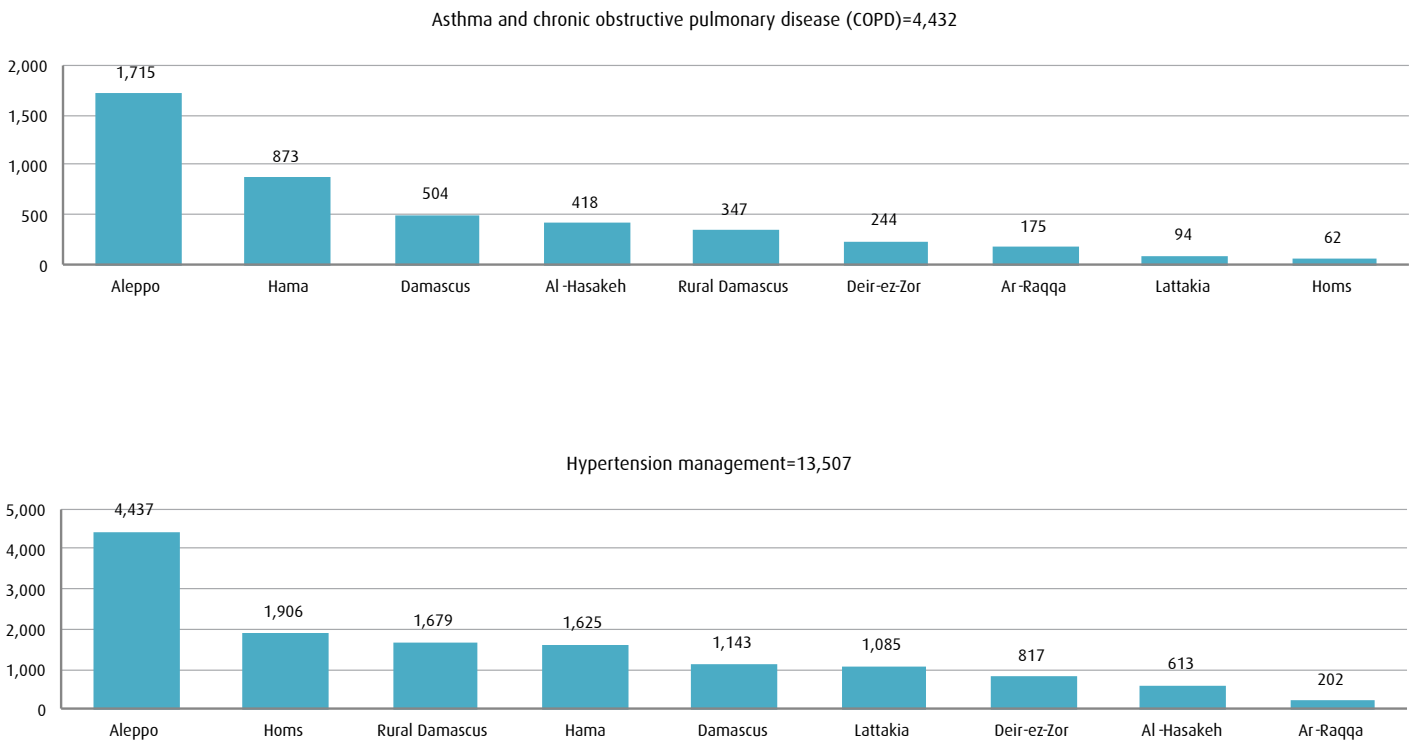


8.6 Noncommunicable diseases

Availability and utilization of NCDs health care services in health centres is assessed at a health centre level for:

- Asthma and chronic obstructive pulmonary disease (COPD) (during 2019 = 21,247)
- Cardiovascular services (during 2019 = 35,671)
- Hypertension management (during 2019 = 53,193)
- Diabetes management (during 2019 = 52,678).

Figure 51: The number of NCDs consultations (COPD, Hypertension, Diabetes, and Cardiovascular in health centres, 4th Quarter 2019



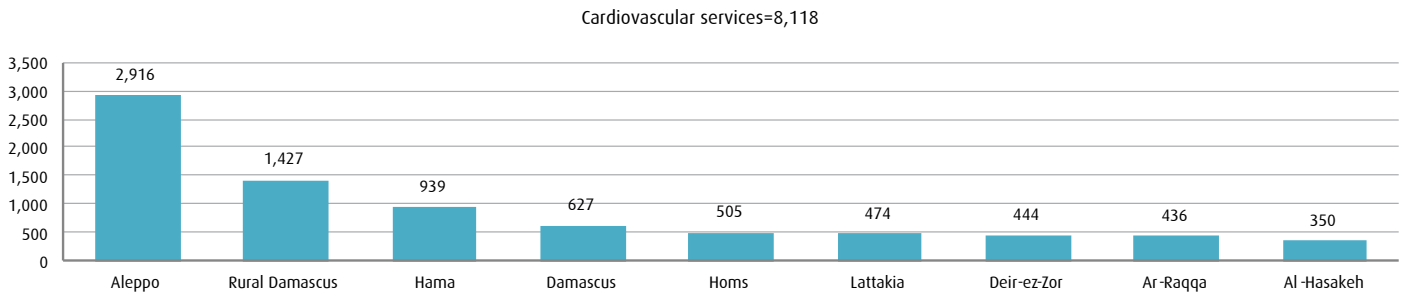
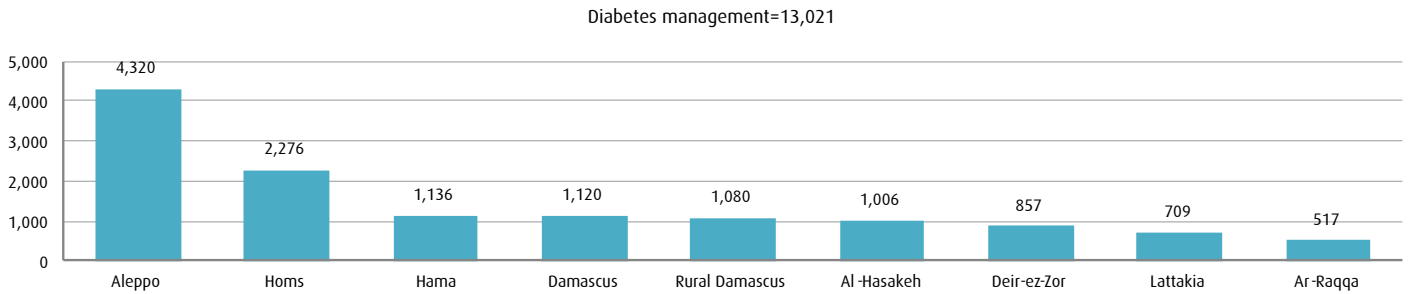
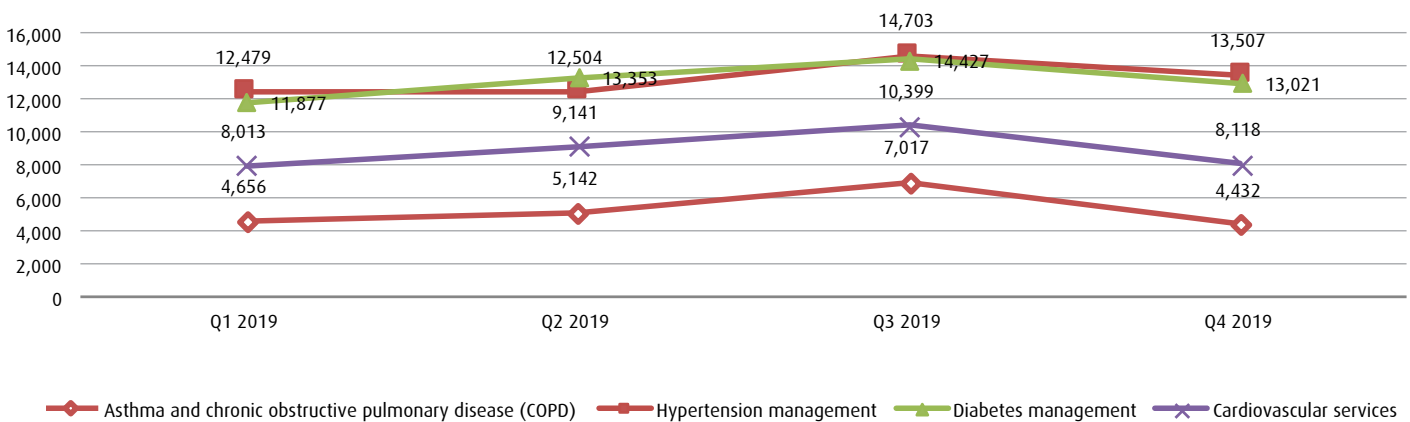


Figure 52: Trend analysis of NCDs' consultations in health centres, between 1st and 4th Quarter 2019



8.7 Oral health and dental care

Figure 53: The number of oral health and dental care cases in health centres, 4th Quarter 2019

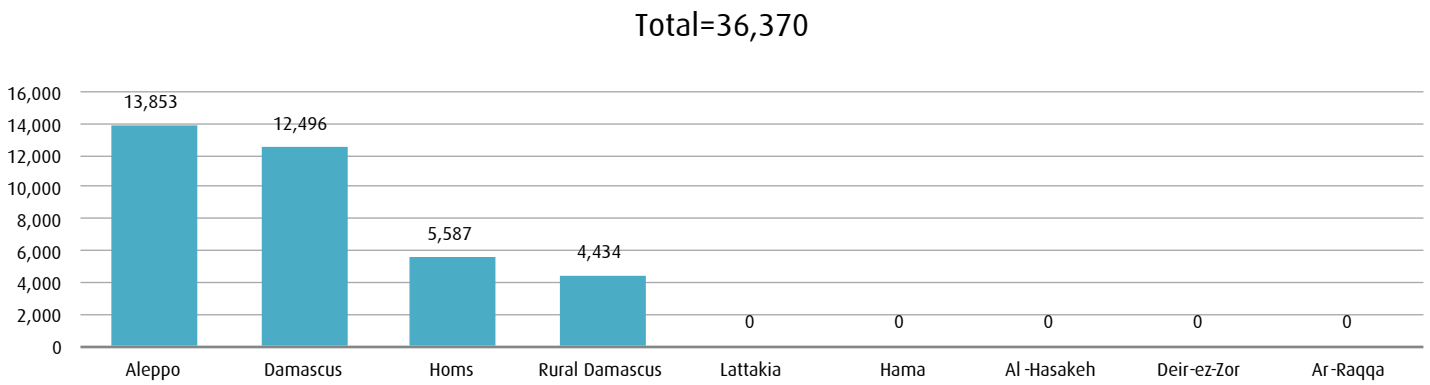
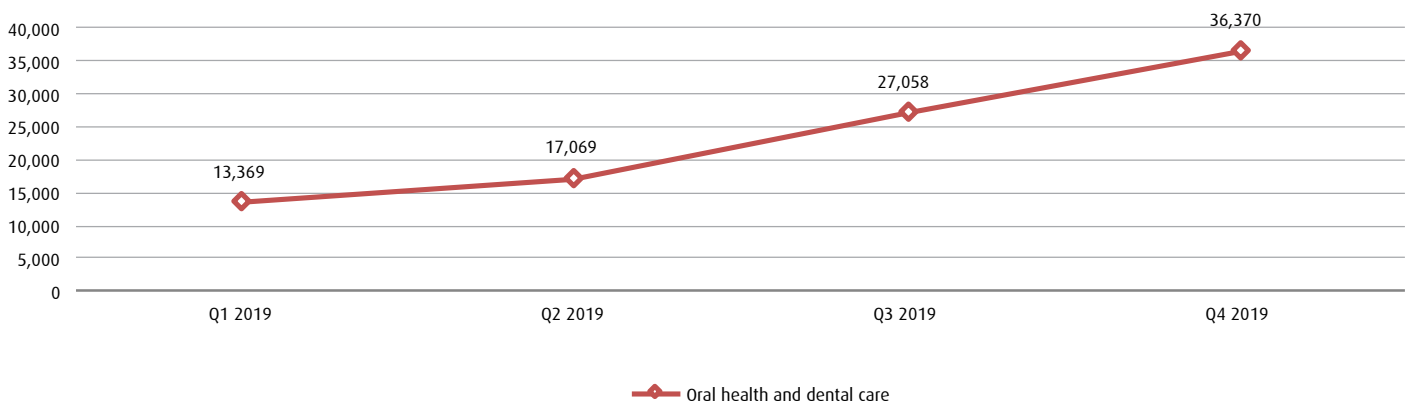


Figure 54: Trend analysis of oral health and dental care cases in health centres, between 1st and 4th Quarter 2019 (during 2019 = 93,866)



8.8 Mental health care

i. **Psychosocial support services** for distressed people, survivors of assault, abuse, neglect, and domestic violence, including Psychological first aid (PFA), and linking vulnerable individuals/families with resource (such as health services, livelihood assistance etc) was assessed at a health centre level.

Figure 55: The number of psychosocial support cases in health centres, 4th Quarter 2019

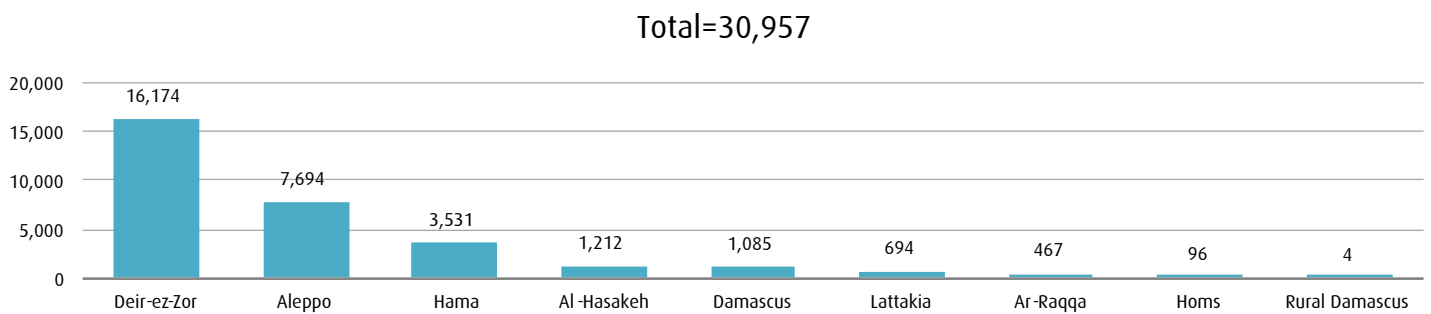
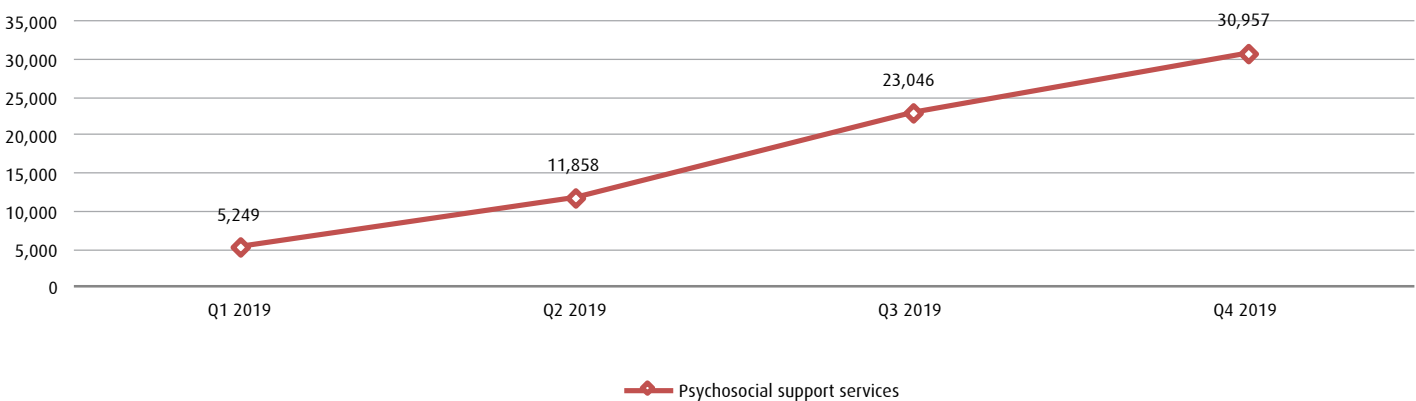


Figure 56: Trend analysis of patients received psychosocial support services in health centres, between 1st and 4th Quarter 2019 (during 2019 = 71,110)



ii. Management of mental disorders by specialized and/or trained and supervised non-specialized health-care providers (mhGAP – Intervention Guide), and/or availability of at least one medicine from each group, antipsychotics, antidepressants, antiepileptic and anxiolytics was assessed at a health centre level.

Figure 57: The number of management of mental disorders cases in health centres, 4th Quarter 2019

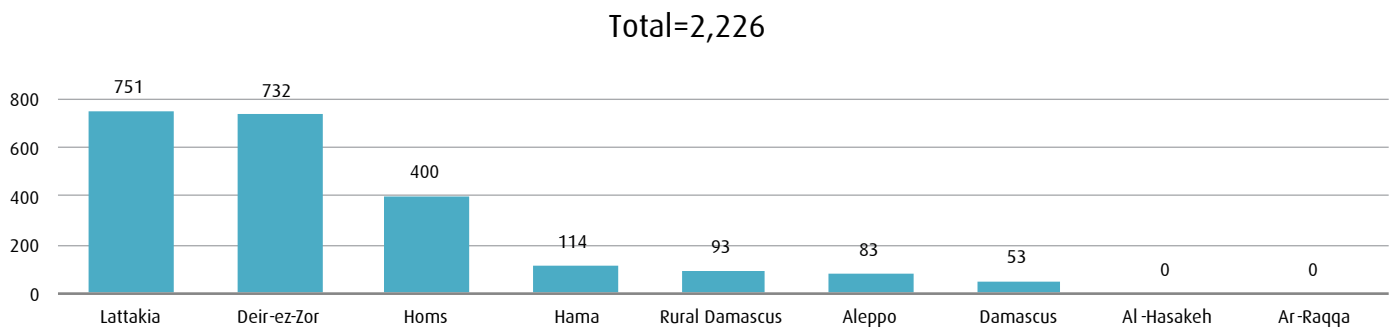
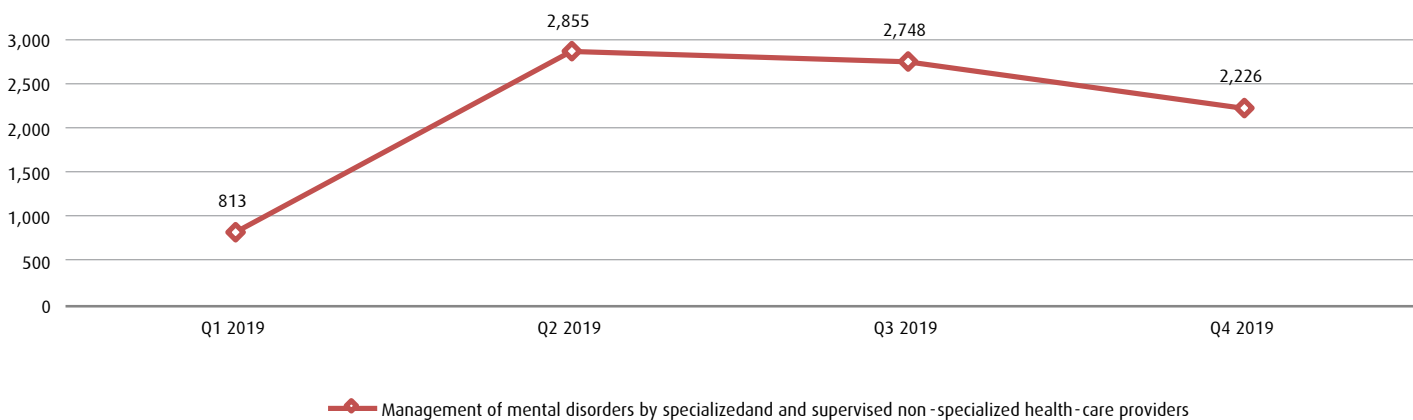


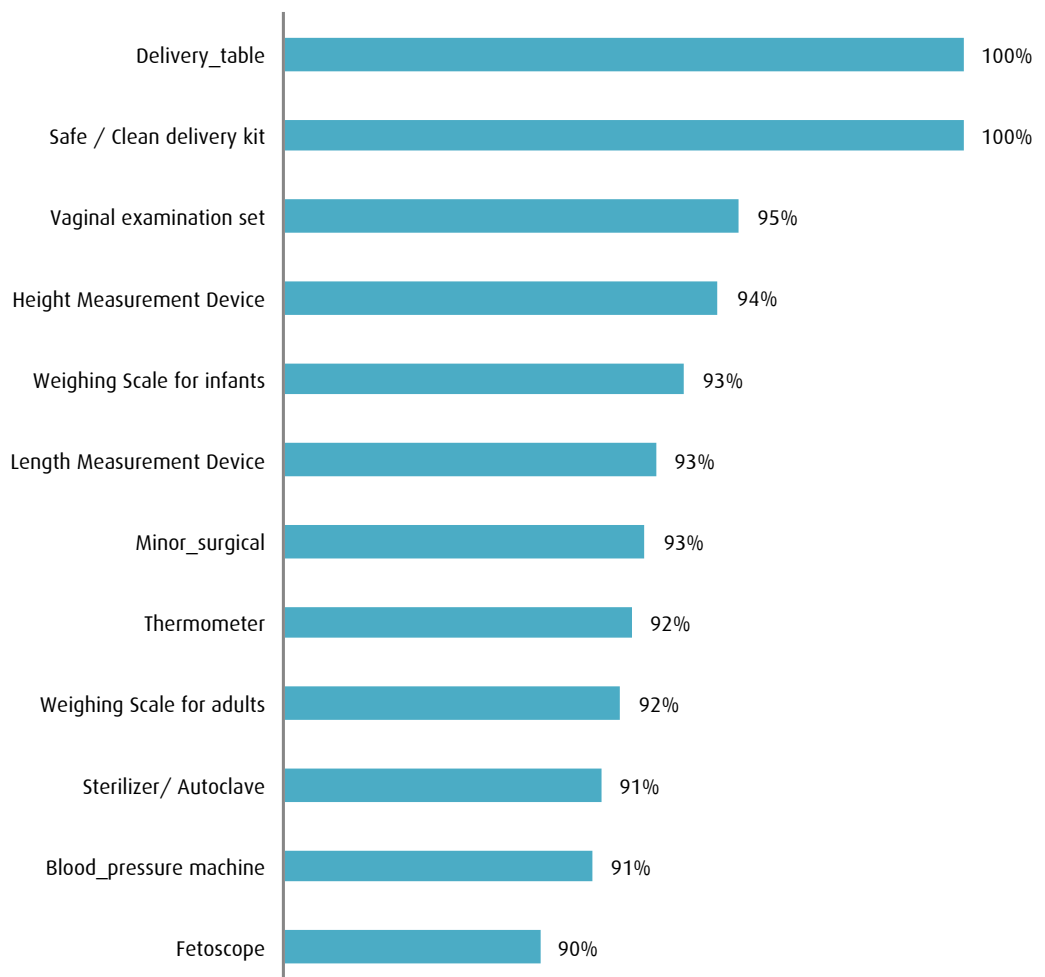
Figure 58: Trend analysis of patients received management of mental disorders services in health centres, between 1st and 4th Quarter 2019 (during 2019 = 8,642)



9. Availability of medical equipment

The availability of different types of essential equipment and supplies was assessed at a health centre level, based on a standard checklist.

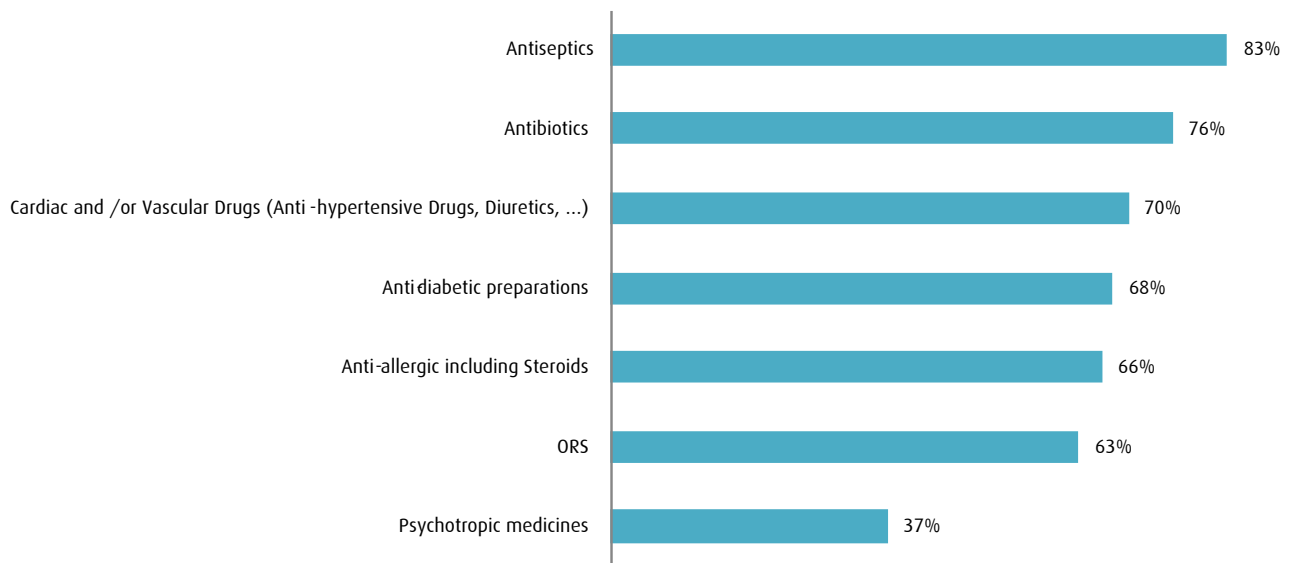
Figure 59: Percentage of functional essential equipment/ total available equipment in functional health centres, 4th Quarter 2019



10. Availability of priority medicines

Availability of medicines and consumables at health centres level has been evaluated based on a standard list of identified priority medicines (driven from the national Essential Medicine List), and medical supplies for duration of one month.

Figure 60: Availability of medicines and medical consumables at functional health centres, 4th Quarter 2019



11. List of assessed NGOs health centres through HeRAMS Q4 2019

Governorate	Health District	Name of NGO (English)	Name of NGO (Arabic)	Name of health centre (English)	Name of health centre (Arabic)	ID of health centre	Type of health centre (English)
Damascus	Seventh	Al Tamayouz for Ophan Sponsorship	التعزيز في كفاية التبريد/جمعية الرعاية الاجتماعية	Al Tamayouz health care center	مركز تعزيز التبريد الطبي	NGO_HC_01001	Primary Health Care Center
Damascus	Third	Lamset Shifa	جمعية لامسة شفا	Lamset Shifa clinic	مركز جمعية لامسة شفا لفسيال الكلية	NGO_HC_01003	Specialization Center
Damascus	Seventh	Union Charitable Organization / Al Aafia Fund	اتحاد الجمعيات الخيرية / صندوق العافية	Al-Sana' Charitable Center for dialysis	مركز السانة الخيري لفسيال الكلية	NGO_HC_01004	Specialization Center
Damascus	Eighth	Dummar Youth Charity	جمعية شباب دمر الخيرية	Dummar Youth Charity clinic	مستوصف شباب دمر الخيري	NGO_HC_01005	Primary Health Care Center
Damascus	Second	Nour Foundation For Relief And Development	جمعية النور للإغاثة والتنمية	Nour medical center	مركز نور الطبي	NGO_HC_01006	Primary Health Care Center
Rural Damascus	Eighth	Dummar Youth Charity	جمعية شباب دمر الخيرية	Dummar Youth Charity clinic (Al Areen)	مستوصف شباب دمر الخيري (العرين)	NGO_HC_02001	Primary Health Care Center
Rural Damascus	Qudsayya	Dummar Youth Charity	جمعية شباب دمر الخيرية	Dummar Youth Charity clinic (Qudsayya)	مستوصف شباب دمر الخيري (قوسا)	NGO_HC_02002	Primary Health Care Center
Rural Damascus	Qudsayya	Circassian Charity Association	الجمعية الشركسية الخيرية	Circassian Charity Association clinic (Qudsayya)	عيادة الجمعية الخيرية الشركسية - قوسا	NGO_HC_02003	Primary Health Care Center
Rural Damascus	Harasta	Circassian Charity Association	الجمعية الشركسية الخيرية	Circassian Charity Association clinic (Dahyet Harasta)	عيادة الجمعية الخيرية الشركسية - ضاحية حرسا	NGO_HC_02004	Primary Health Care Center
Rural Damascus	Al-Kiswah	Circassian Charity Association	الجمعية الشركسية الخيرية	Circassian Charity Association clinic (Al-Kiswe)	عيادة الجمعية الخيرية الشركسية - الكسوة	NGO_HC_02005	Primary Health Care Center
Rural Damascus	Darayya	Union Charitable Organization / Al Aafia Fund	اتحاد الجمعيات الخيرية / صندوق العافية	Al-Zayed Charity center for dialysis	مركز الزايد الخيري لفسيال الكلية	NGO_HC_02006	Specialization Center
Rural Damascus	At-Tall	Association for Poor Charity	جمعية العاشق الفقير الخيرية في التل	Charity Medical Research Center	مركز الاستشفاء الطبي الخيري	NGO_HC_02007	Primary Health Care Center
Rural Damascus	Al-Qutayfeh	Al Qutayfeh Health Charity	جمعية الصحة الخيرية	Al Qutayfeh Health Charity medical clinics	العيادات الطبية (جمعية الصحة الخيرية)	NGO_HC_02008	Primary Health Care Center
Rural Damascus	Darayya	Nour Foundation For Relief And Development	جمعية النور للإغاثة والتنمية	Yalda Center (Nour)	مركز بلدا الطبي	NGO_HC_02009	Primary Health Care Center
Rural Damascus	Second	Zahret Al Madain Association	جمعية زهرة المداين	Yarmok Center	مركز محمد البروق	NGO_HC_02010	Primary Health Care Center
Aleppo	First	Al Ihsan Charity	جمعية الاحسان الخيرية	Al Ihsan Charity health centre (Mogambou)	مركز جمعية الاحسان الطبي (المغموب)	NGO_HC_03001	Primary Health Care Center
Aleppo	Third	Al Ihsan Charity	جمعية الاحسان الخيرية	Reproductive health centre (Al Halwanieh)	مركز الصحة الانجابية الخوانية	NGO_HC_03002	Primary Health Care Center
Aleppo	Third	Al Ihsan Charity	جمعية الاحسان الخيرية	Reproductive health centre (Al Qateer)	مركز الصحة الانجابية القاطري	NGO_HC_03003	Primary Health Care Center
Aleppo	Second	Al Ihsan Charity	جمعية الاحسان الخيرية	Salah Eddien clinic	عيادة صالح الدين	NGO_HC_03004	Primary Health Care Center
Aleppo	As-Sifrah	Al Ihsan Charity	جمعية الاحسان الخيرية	As-Sifrah medical center	مركز السيفرة الطبي	NGO_HC_03005	Primary Health Care Center
Aleppo	Third	Al Ihsan Charity	جمعية الاحسان الخيرية	Al Moshayya medical center	مستوصف المشاطية	NGO_HC_03006	Primary Health Care Center
Aleppo	A'zaz	Al Ihsan Charity	جمعية الاحسان الخيرية	Nobbol medical center	مركز نبل الطبي	NGO_HC_03007	Primary Health Care Center
Aleppo	Second	Al Ihsan Charity	جمعية الاحسان الخيرية	Physical therapy center	مركز المعالجة الفيزيائية	NGO_HC_03008	Specialization Center
Aleppo	Third	Al Ihsan Charity	جمعية الاحسان الخيرية	Reproductive health centre (Al Moshayya)	مركز الصحة الانجابية المشاطية	NGO_HC_03009	Primary Health Care Center
Aleppo	Fourth	Amelioration of Sanitary and Social Level Society	جمعية رفع المستوى الصحي والاجتماعي	Saad ben Abe Waqqas medical centre	مركز سعد بن ابي وقاص الطبي	NGO_HC_03011	Primary Health Care Center
Aleppo	Second	Amelioration of Sanitary and Social Level Society	جمعية رفع المستوى الصحي والاجتماعي	Mohammad Al Sario medical centre	مركز محمد علي سريو الطبي	NGO_HC_03012	Primary Health Care Center
Aleppo	Third	Amelioration of Sanitary and Social Level Society	جمعية رفع المستوى الصحي والاجتماعي	Oman ben Abdel Azeeb medical centre	مركز عمر بن عبد العزيز الطبي	NGO_HC_03013	Primary Health Care Center
Aleppo	Fourth	Amelioration of Sanitary and Social Level Society	جمعية رفع المستوى الصحي والاجتماعي	Mohammad Mahrousa medical centre	مركز الخالد محمد مروهة الطبي	NGO_HC_03015	Primary Health Care Center
Aleppo	First	Yadan Biyad all for special needs	جمعية بياد بيد	Yadan Biyad all for special needs (Hanano)	مركز جمعية بياد بيد - هنانو	NGO_HC_03016	Specialization Center
Aleppo	First	Al-Ber & Al-Ihsan Charity Society (BICS)	جمعية الاحسان الخيرية	Al-Ber & Al-Ihsan charity centre	مركز البر والاحسان الطبي	NGO_HC_03017	Primary Health Care Center
Aleppo	Third	Amelioration of Sanitary and Social Level Society	جمعية رفع المستوى الصحي والاجتماعي	Saad ben Moath medical centre	مركز سعد بن معاذ	NGO_HC_03018	Primary Health Care Center
Aleppo	Second	Ahl Alkher Charity	جمعية أهل الخير	Saef Aldoleh center	عيادات سيف دلولة	NGO_HC_03019	Primary Health Care Center
Aleppo	Second	Al Taalof Association in Aleppo	جمعية التألف	Al Taalof medical centre in Al Akrameih	مركز عيادات التألف اكرموية	NGO_HC_03020	Primary Health Care Center
Aleppo	Samaan	Al Taalof Association in Aleppo	جمعية التألف	Al Hader medical center	مركز عيادات الحاضر	NGO_HC_03021	Primary Health Care Center
Aleppo	Fourth	Cross Association for Arman in Aleppo	جمعية الصليب لخدمة الارمن اللوثوكسي بعلب	Arman medical centre in Aleppo	مركز رعاية الارمن اللوثوكسي بعلب	NGO_HC_03022	Primary Health Care Center
Aleppo	Fourth	Nour Al Ihsan Association	جمعية نور الاحسان	Medical care centre and social services	مركز الرعاية الصحية والخدمات الاجتماعية	NGO_HC_03023	Primary Health Care Center
Aleppo	Fourth	Al Tadamon Association	جمعية التضامن	Al Tadamon medical centre	عيادة التضامن	NGO_HC_03024	Primary Health Care Center
Aleppo	First	Circassian Charity Association (Aleppo)	الجمعية الخيرية الشركسية	Circassian Charity Association clinic (Aleppo)	مركز الجمعية الشركسية	NGO_HC_03025	Primary Health Care Center
Aleppo	As-Sifrah	Amelioration of Sanitary and Social Level Society	جمعية رفع المستوى الصحي والاجتماعي	Al Naser medical centre in As-Sifrah	مركز الناصر الطبي بالسيفرة	NGO_HC_03026	Primary Health Care Center
Aleppo	Third	Al Ihsan Charity	جمعية الاحسان الخيرية	Reproductive health centre (Bostan Al Zahra)	مركز الصحة الانجابية وبستان الزهراء	NGO_HC_03027	Primary Health Care Center
Lattakia	Al-Madine	Mozaceek	جمعية موزايبك	Community health center	العيادة الصحية المجتمعية	NGO_HC_05001	Primary Health Care Center
Lattakia	Al-Madine	Child Care Association	جمعية رعاية الطفولة	The Child Care Association Clinic Centre	المركز الصحي لرعاية الطفولة	NGO_HC_05002	Primary Health Care Center
Lattakia	Al-Madine	Syrian Association for Children with Special Needs	الجمعية السورية للطفل ذوي الاحتياجات الخاصة	Knenis Clinic Centre	مركز كنفيس	NGO_HC_05005	Medical Point
Lattakia	Al-Shameh	The Child Care Association Lattakia	جمعية رعاية الطفولة في اللاذقية	Child care medical centre in Bas Al Basiet and Bedrosieh	مركز صحة الطفل في راسي المسقط والبدروسية	NGO_HC_05006	Primary Health Care Center
Lattakia	Al-Madine	The Child Care Association Lattakia	جمعية رعاية الطفولة في اللاذقية	The Child Care Association Clinic spot in Lattakia	مركز جمعية رعاية الطفولة في اللاذقية	NGO_HC_05007	Primary Health Care Center
Lattakia	Al-Madine	Syrian Association for Children with Special Needs	الجمعية السورية للطفل ذوي الاحتياجات الخاصة	al Ramil Al Janoub Center	مركز الرميل الجنوبي	NGO_HC_05008	Medical Point
Lattakia	Al-Madine	Syrian Association for Children with Special Needs	الجمعية السورية للطفل ذوي الاحتياجات الخاصة	Squppen center	مركز سقوبين	NGO_HC_05009	Medical Point
Homs	Second	Adod Al fokaa Orthodox Association	جمعية عبدة الفوكا اورتودوكسية بخصص	Al Ghassan clinic	المستوصف الغساني	NGO_HC_07001	Primary Health Care Center
Homs	Second	khaled Ibn Al Waleed Charity	جمعية خالد بن الوليد الخيرية	khaled Ibn Al Waleed centre	مركز خالد بن الوليد	NGO_HC_07002	Primary Health Care Center
Homs	Second	Al Ber Association	جمعية البر والخدمات الاجتماعية	Al Ber clinics in Al Hamraa	عيادات البر - حمر	NGO_HC_07003	Primary Health Care Center
Homs	Ar-Rastan	Al Ber Association	جمعية البر والخدمات الاجتماعية	Al Ber clinic in Talbise	مستوصف جمعية البر في تالبيسة	NGO_HC_07004	Primary Health Care Center
Homs	Third	Al Ber Association	جمعية البر والخدمات الاجتماعية	Al Ber clinic in Teir Ma'ra	مستوصف جمعية البر في تير معراة	NGO_HC_07005	Primary Health Care Center
Homs	Ar-Rastan	Al Ber Association	جمعية البر والخدمات الاجتماعية	Al Ber clinic in Ar-Rastan	مستوصف جمعية البر في الرستن	NGO_HC_07006	Primary Health Care Center
Homs	Third	Al Ber Association	جمعية البر والخدمات الاجتماعية	Dr. Mohammad Anees Al Masri clinic	مستوصف د. محمد انيس المصري	NGO_HC_07007	Primary Health Care Center
Homs	Second	Child Care Society	جمعية رعاية الطفل	Ibn Al Waleed medical centre	مركز ابن الوليد الطبي	NGO_HC_07008	Primary Health Care Center
Homs	Second	Afia Fund - Homs	صندوق العافية	Afia center for kidney and gravel breakage / medical care /	مركز العافية لفسيال الكلية وتفتيت الحصيات الرغرية الطبية،	NGO_HC_07009	Specialization Center
Homs	Qarethen	Al Ber Association	جمعية البر والخدمات الاجتماعية	Al Ber clinic in Qarethen	مستوصف جمعية البر في القريثين	NGO_HC_07012	Primary Health Care Center
Homs	Alkaba	Al Ber Association	جمعية البر والخدمات الاجتماعية	Al Ber clinic in Kafar laha	مستوصف جمعية البر في كفار لها	NGO_HC_07013	Primary Health Care Center
Homs	Second	Afia Fund - Homs	صندوق العافية الخيري	Al Afia centre for MRI	مركز العافية للرنين المغناطيسي	NGO_HC_07014	Specialization Center
Hama	First Hama	Charity for Social Care	الجمعية الخيرية للرعاية الاجتماعية في حماة	Al-Huniyye clinic	مستوصف الحرية	NGO_HC_08001	Primary Health Care Center
Hama	First Hama	Charity for Social Care	الجمعية الخيرية للرعاية الاجتماعية في حماة	Al Bourak clinic	مستوصف البراق	NGO_HC_08002	Primary Health Care Center
Hama	First Hama	Charity for Social Care	الجمعية الخيرية للرعاية الاجتماعية في حماة	janooB Al Mabaab clinic	مستوصف جنوب الملب	NGO_HC_08003	Primary Health Care Center
Hama	Second Hama	Charity for Social Care	الجمعية الخيرية للرعاية الاجتماعية في حماة	Al-Hamidiyye clinic	الحميدية	NGO_HC_08004	Primary Health Care Center
Hama	First Hama	Charity for Social Care	الجمعية الخيرية للرعاية الاجتماعية في حماة	Al Reaya clinic	الريانية	NGO_HC_08005	Primary Health Care Center
Hama	Second Hama	Al Bir Charity	جمعية البر الخيرية	Al Bir clinic - 8 March	مركز البر 1 - 8 شاري لابر	NGO_HC_08006	Primary Health Care Center
Hama	First Hama	Al-Ber Association in Hama	جمعية أعمال البر والرعاية الاجتماعية	Abe El Fedas medical centre	مركز ابي الفدا	NGO_HC_08007	Primary Health Care Center
Hasakeh	Al-Hasakeh	Arman Batrak	جمعية عموم الارمن الخيرية	Al Naserah clinic Mar Gerges Charity / Al-Hasakeh	المنحة في الناصرة للخدمات الطبية والاجتماعية	NGO_HC_09001	Primary Health Care Center
Hasakeh	Al-Quamishi	Arman Batrak	جمعية عموم الارمن الخيرية	Dar Alslam clinic (Al-Quamishi)	التماشلي في الوصي مركز دار السلام للخدمات الطبية والاجتماعية	NGO_HC_09002	Primary Health Care Center
Hasakeh	Al-Quamishi	Arman Batrak	جمعية عموم الارمن الخيرية	Saydet Alsalam laboratory (Al-Quamishi)	مخبر سيدة السلام في التماشلي	NGO_HC_09003	Specialization Center
Hasakeh	Al-Quamishi	Arman Batrak	جمعية عموم الارمن الخيرية	Saydet Alsalam charity clinic	مستوصف سيدة السلام الخيري	NGO_HC_09004	Primary Health Care Center
Hasakeh	Al-Hasakeh	St. Ephrem Patriarchal Development Committee	جمعية مار افرام	Mar Afram clinic	مستوصف مار افرام	NGO_HC_09006	Primary Health Care Center
Hasakeh	Al-Hasakeh	Al-Mawada Charity Association	المودة	Medical point in Al Hol camp - Annex 1	نقطة طبية - مخيم الهول القطاع الاول	NGO_HC_09007	Medical Point
Hasakeh	Al-Hasakeh	Al-Mawada Charity Association	المودة	Medical point in Al Hol camp - Annex 8	نقطة طبية - مخيم الهول القطاع الثامن	NGO_HC_09008	Medical Point
Hasakeh	Al-Hasakeh	AL AMANY CHARITY ASSOCIATION	جمعية الاماني الخيرية	Medical point in Al Hol camp - Annex 6	نقطة طبية - مخيم الهول - القطاع 6	NGO_HC_09009	Medical Point
Hasakeh	Al-Hasakeh	AL AMANY CHARITY ASSOCIATION	جمعية الاماني الخيرية	Medical point in Al Hol camp - Annex 7	نقطة طبية - مخيم الهول - القطاع 7	NGO_HC_09010	Medical Point
Hasakeh	Al-Hasakeh	Archbishopric of Syriac Catholic Center Mar Assio	مطبخية الاسرمان الكاثوليكي - مركز مار اسيا الكليم	Medical point in Al Hol camp - Annex 5	نقطة طبية - مخيم الهول - القطاع 5	NGO_HC_09011	Medical Point
Hasakeh	Al-Hasakeh	Al Ber Wa Al Ihsan association	جمعية البر والاحسان لرأس العين	Medical point in Al Areesha camp	نقطة طبية - مخيم العريشة	NGO_HC_09012	Medical Point
Hasakeh	Al-Hasakeh	Al Ber Association (Hasakeh)	جمعية البر والخدمات الاجتماعية بالحسكة	Al Ber Charity clinic in Al-Hasakeh	مستوصف جمعية البر الخيري	NGO_HC_09011	Primary Health Care Center
Hasakeh	Al-Hasakeh	Al Ber & Al-Ihsan Charity Society	جمعية البر والاحسان	Tal Tammer medical center	مركز تل تمر	NGO_HC_09012	Primary Health Care Center
Deir Ez-Zor	Deir-ez-Zor	Nabed Syria	جمعية نبض سوريا (الجوزة)	Al Joora clinic	مستوصف جوزة	NGO_HC_10002	Primary Health Care Center
Deir Ez-Zor	Deir-ez-Zor	Nabed Syria	جمعية نبض سوريا (القصور)	Al-Qoussor clinic	مستوصف حي القصور	NGO_HC_10003	Primary Health Care Center
Deir Ez-Zor	Deir-ez-Zor	Raising health and social awareness Association in Deir-ez-Zor (Sanyia Hasson)	جمعية رفع المستوى الصحي والاجتماعي (التشهد سانية حسون) في دير الزور	Raising health and social awareness center in Deir-ez-Zor (Sanyia Hasson)	جمعية رفع المستوى الصحي والاجتماعي عيادة الشهيد سانية حسون في دير الزور	NGO_HC_10004	Primary Health Care Center
Deir Ez-Zor	Deir-ez-Zor	Al-Mawada Charity Association	المودة	Medical point in Abo Khashab	نقطة طبية في مخيم ابو خشب	NGO_HC_11001	Medical Point
Ar-Raqqa	Al Karama	Al-Mawada Charity Association	جمعية المودة	Hamret Naseer medical center	مركز حمرة ناصر	NGO_HC_11001	Primary Health Care Center
Ar-Raqqa	Al Karama	Al-Mawada Charity Association	جمعية المودة	Al Mahmoudi camp medical point	نقطة طبية في مخيم الحمودلي	NGO_HC_11001	Medical Point
Qunitra	Um Batna	Syria Pulse	جمعية نبض سورية	Syria pulse center	مركز جمعية نبض سورية الطبي	NGO_HC_11001	Medical Point

