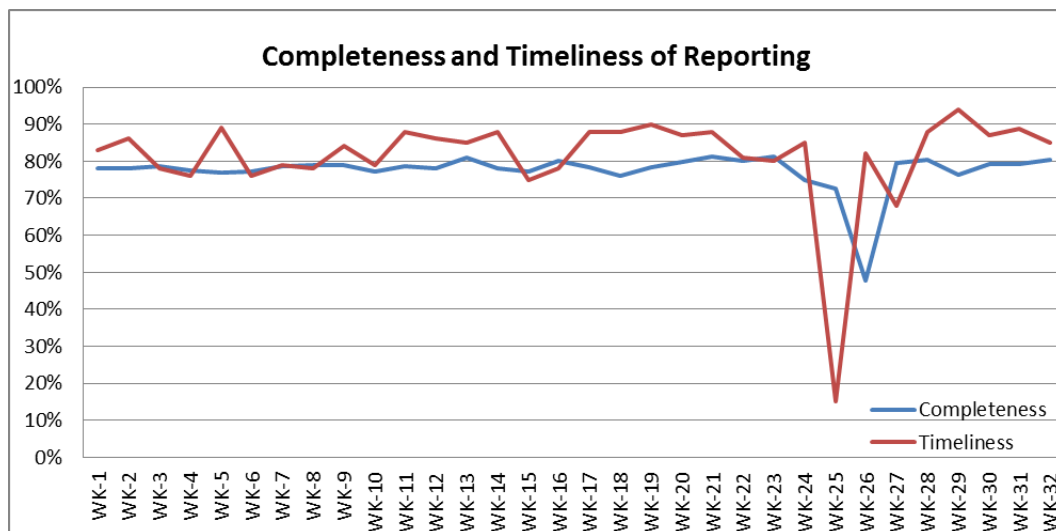


❖ Highlights:

- ❖ (14) AFP cases were reported during this week, most cases were; (6) cases from Deir-ez-Zor, (2) cases from Aleppo, (2) case from Damascus, one case from Homs, one case from Tartous, and one case from Deir-ez-Zor.
- ❖ (37) Suspected Measles cases were reported during this week; mostly from Lattakia (13) cases, from Deir-ez-Zor (7) cases, and from Homs (4) cases.

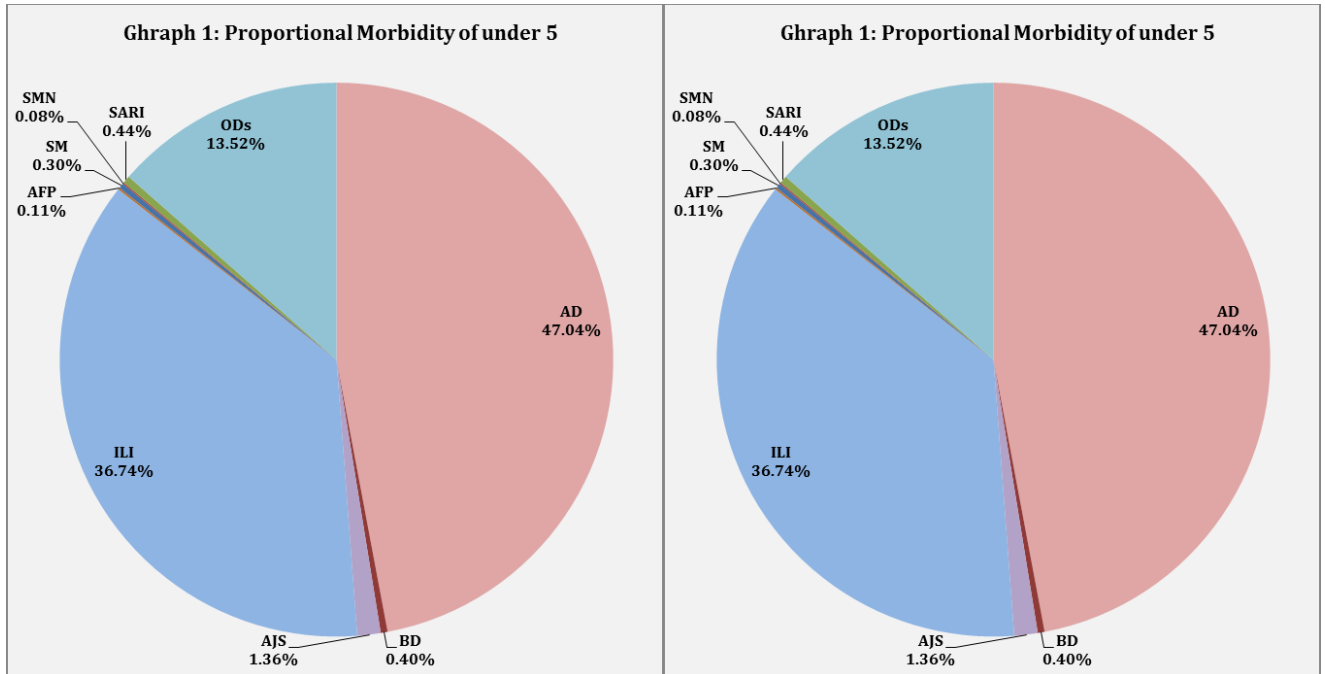
❖ Completeness & Timeliness of Reporting

- ❖ The overall completeness of reporting was 80%; (909 out of total 1132 EWARS sentinel sites). (14) Governorates have reported this week. Timeliness of reporting is 85%.

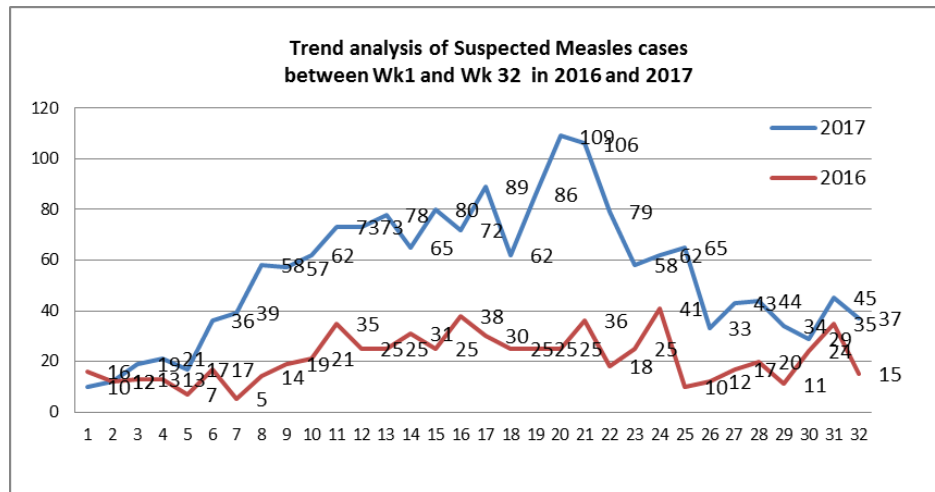


❖ The Morbidity Cases

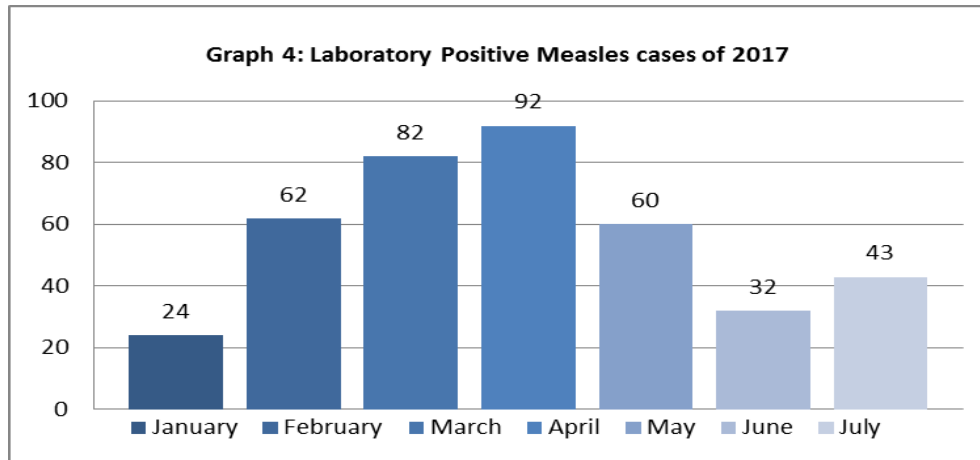
- ❖ Out of the 239,587 total consultations, a total of 18,266 EWARS notifiable cases were reported; of which 7,761 cases were Acute Diarrhoea (41%), 7,363 cases were Influenza like Illness (39%), 311 cases of AJS, 94 cases of Sever Acute Respiratory Infection, 43 cases of Bloody Diarrhoea, 37 cases of Suspected Measles, 27 cases of Suspected Meningitis, and 14 cases of Acute Flaccid Paralysis.
- ❖ Graphs 1 and 2 below show the proportional morbidity among < 5 and ≥ 5 year age groups respectively.



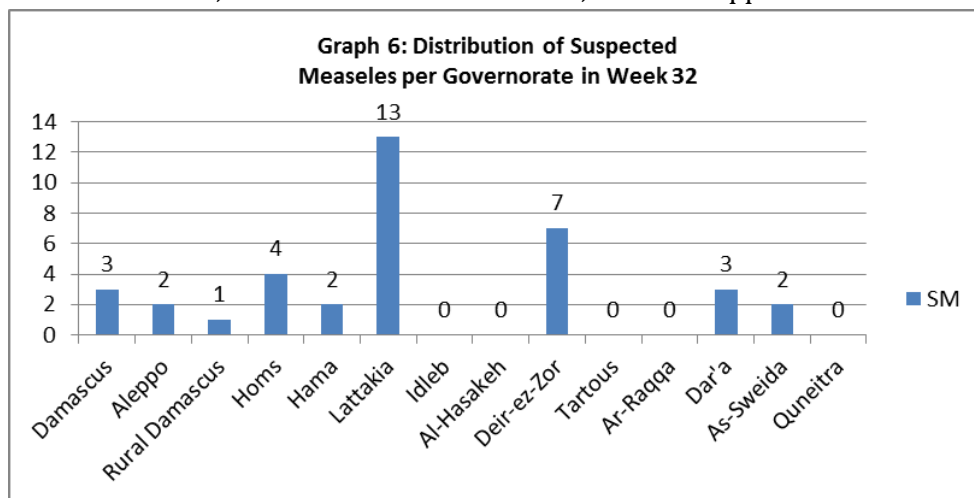
- ❖ AD constitutes (47.04%) among < 5 and (40 %) among ≥ 5, while ILI constitutes (36.47%) of the cases among <5 and (43%) among ≥ 5.
- ❖ 51% of the cases were distributed among males. 60% of the cases were distributed among ≥5 age group.
- ❖ In total 2,616 cases were reported as “other diseases”. The most important diseases reported within this group were; 367 cases of Leishmaniasis (most of which were reported from Idleb 64%), 550 cases of Typhoid (most of which were reported from Hama), 246 cases of Brucellosis, 19 cases of Pertussis, 11 Mumps, and 9 cases of TB.
- ❖ **Graph 4** shows the trend analysis of suspected Measles cases reported between week 1 and week 32 of 2016 and 2017. It shows a slight increase in the trend of SM cases.



❖ **Graph 5** shows the number of laboratory confirmed Measles cases reported till July 2017. It shows that the peak of measles cases was in April.



❖ **Graph 6:** Shows the distribution of Suspected Measles per governorate in week 32, it shows most cases were reported from Dar'a, then from each of Damascus, and Ar-Raqqa.



❖ **Graph 7:** Shows the distribution of accumulative AFP cases between week 16 and week 32 of 2017. It shows that most AFP cases were reported from Deir-ez-Zor.

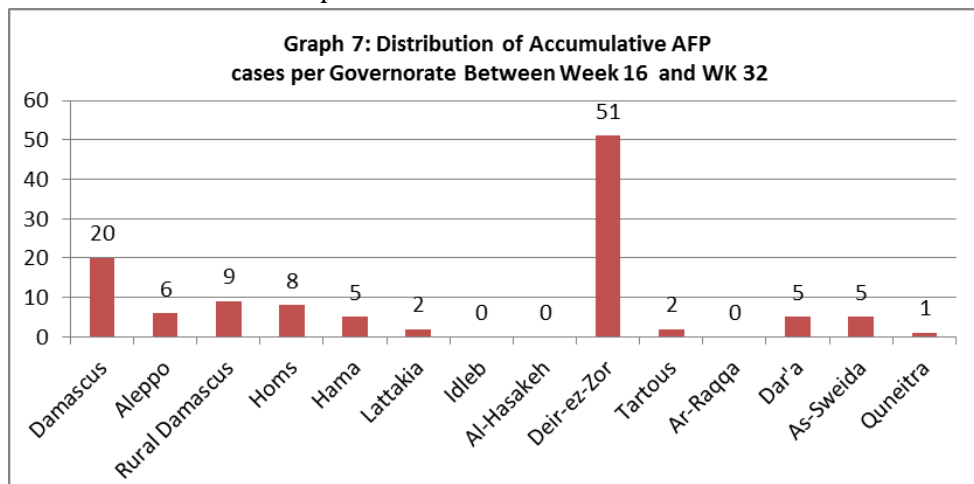


Table 1 shows a comparison between all notifiable cases in week 31 & week 32 in 2017.

Disease	Week 31	Week 32
AD	8,115	7,761
BD	57	43
AWD	0	0
AJS	309	311
ILI	7,346	7,363
AFP	8	14
SM	45	37
SMN	30	27
SARI	60	94
TYF	252	550
PER	43	19
LSH	379	367
BRU	243	246
TB	12	9
SCA	266	281
LIC	324	437
CHP	476	610
Others	122	86
Mum	28	11

❖ The Response

cVDPV2 outbreak response:

The national response plan includes two immunization rounds each in Deir-ez-Zor and Raqqa governorates. Deir-ez-Zor activities include the southern part of Shadadi district in Al-Hasakah governorate. The first mOPV2 round was carried out successfully in Deir-ez-Zor governorate between 22-26 July. A total of 259,958 children under 5 years of age were vaccinated, representing overall administrative coverage of 79%. Preparations are underway for the second round in Deir-ez-Zor governorate, scheduled for 19-23 August. Both mOPV2 and IPV will be used in the second round. Ar-Raqqa governorate commenced its first immunization round on 12 August (Ar-Raqqa and Al-Thawra districts) and 13 August (Tell Abyad district). The immunization round aims to reach 120,000 children under five years of age.

Table-2: Distribution of cases per age group, and by Governorate-week- 32, 2017:

Code	Age Group	Idleb	Hassaka	Raqqa	Sweida	Qunaitra	Lattakia	Aleppo	Hama	Homs	Daraa	Damascus	DierEzor	Rural Damascus	Tartous	Grand Total
AD	< 5	164	30	42	197	59	357	606	171	182	186	632	467	233	91	3417
	≥ 5	144	12	30	158	82	563	874	141	162	161	961	517	305	234	4344
BD	< 5	0	1	3	7	0	0	3	2	0	5	0	7	1	0	29
	≥ 5	0	2	1	4	0	0	1	0	0	2	4	0	0	0	14
AWD	< 5	0	0	0	0	0	0	0	0	0	0	0	0	0	0	0
	≥ 5	0	0	0	0	0	0	0	0	0	0	0	0	0	0	0
AJS	< 5	12	0	6	0	1	1	20	5	5	3	10	21	14	1	99
	≥ 5	3	0	1	3	2	14	76	44	10	4	25	10	14	6	212
ILI	< 5	4	27	0	85	89	703	387	57	98	102	376	209	293	239	2669
	≥ 5	2	24	0	141	255	1141	580	49	129	233	640	205	637	658	4694
AFP	< 5	0	0	0	0	0	1	1	0	0	0	0	6	0	0	8
	≥ 5	0	0	0	0	0	0	1	1	0	0	1	0	2	1	6
SM	< 5	0	0	0	1	0	9	1	2	3	0	3	2	1	0	22
	≥ 5	0	0	0	1	0	4	1	0	1	3	0	5	0	0	15
SMN	< 5	0	0	1	0	0	0	0	4	0	0	0	0	1	0	6
	≥ 5	0	0	2	0	0	1	0	11	0	1	4	0	1	1	21
SARI	< 5	0	0	8	1	0	3	3	7	0	0	8	2	0	0	32
	≥ 5	0	0	8	8	0	4	0	4	0	0	38	0	0	0	62
Other	< 5	372	3	24	23	6	17	130	209	70	6	17	74	21	10	982
	≥ 5	183	6	29	21	10	49	390	281	152	37	90	228	122	36	1634
Total Sum of < 5		552	61	84	314	155	1091	1151	457	358	302	1046	788	564	341	7264
Total Sum of ≥ 5		332	44	71	336	349	1776	1923	531	454	441	1763	965	1081	936	11002