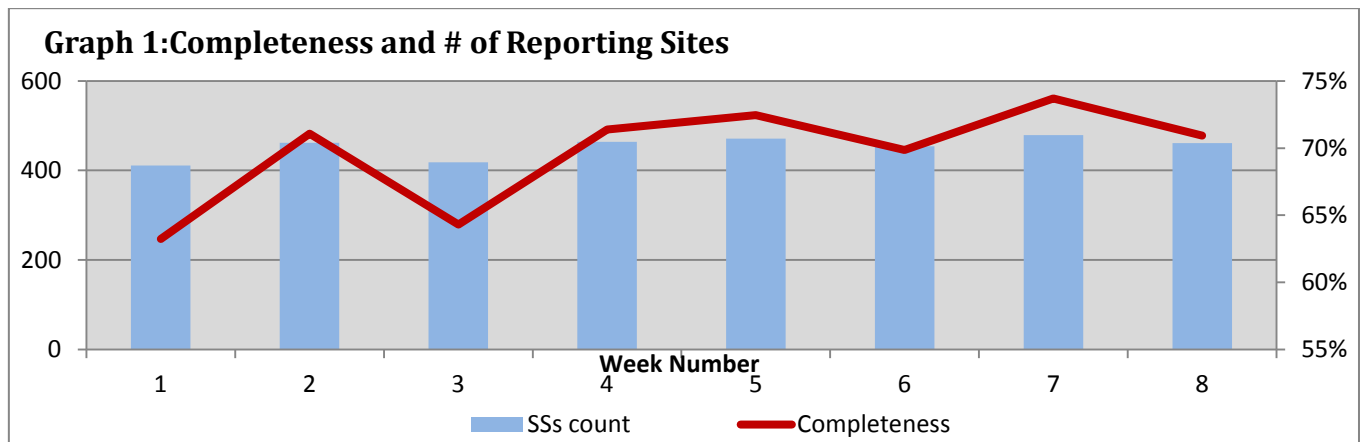


Highlights:

- ❖ 2 AFP cases were detected in Sweida and Aleppo.
- ❖ A slight decrease in number of AJS cases was noticed this week
- ❖ a slight increase in number of SARI cases was noticed this week.

❖ Completeness & Timeliness of Reporting

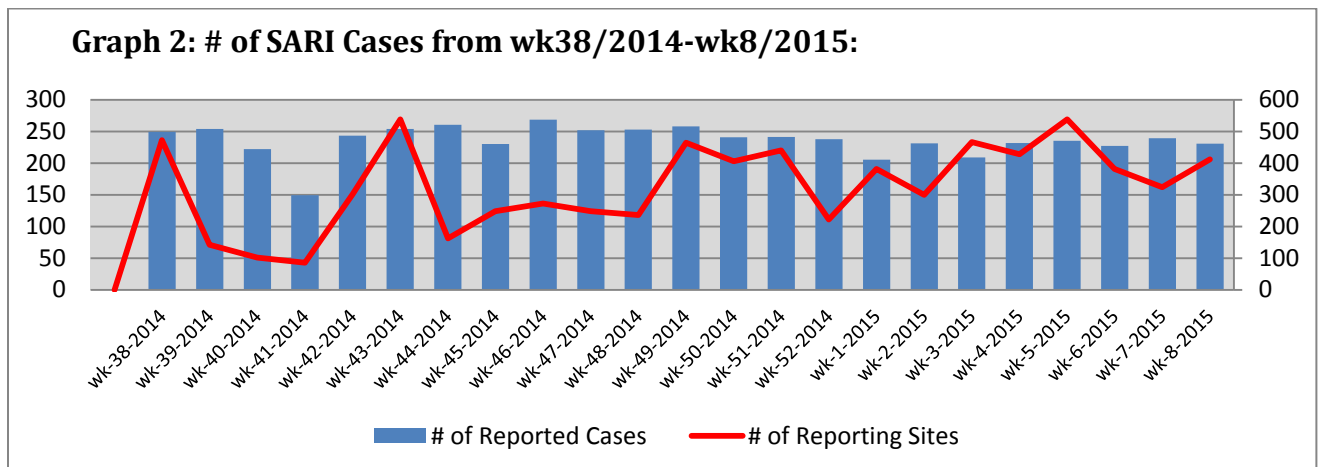
- ❖ The overall completeness of reporting was 71%; (461 out of total 650 EWARS sentinel sites). (See Graph 1). 14 governorates have reported this week.



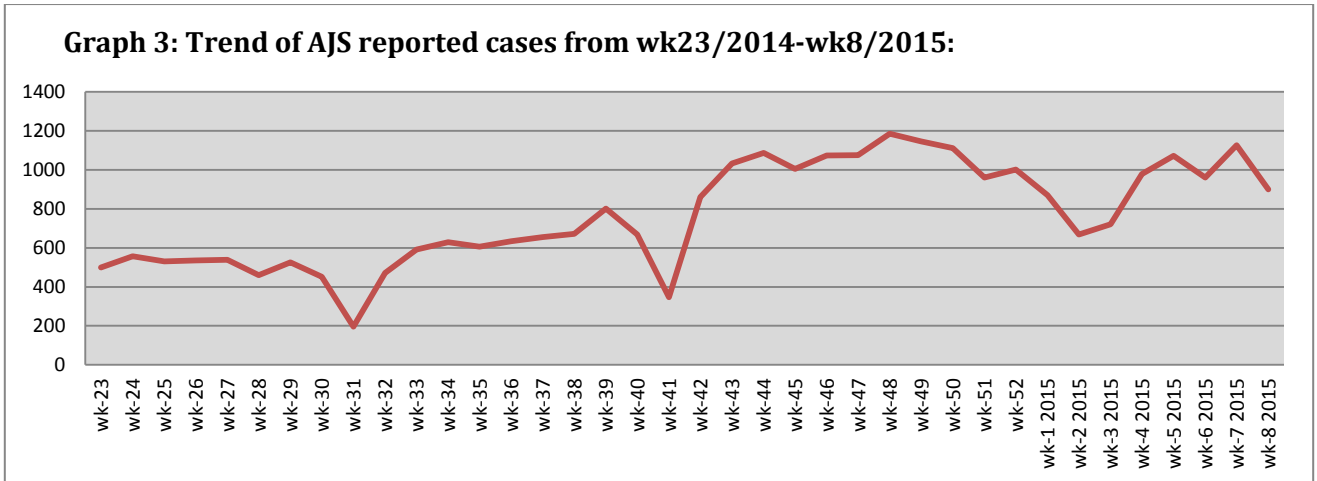
- ❖ Timeliness of reporting is 82%.

❖ The Morbidity Cases

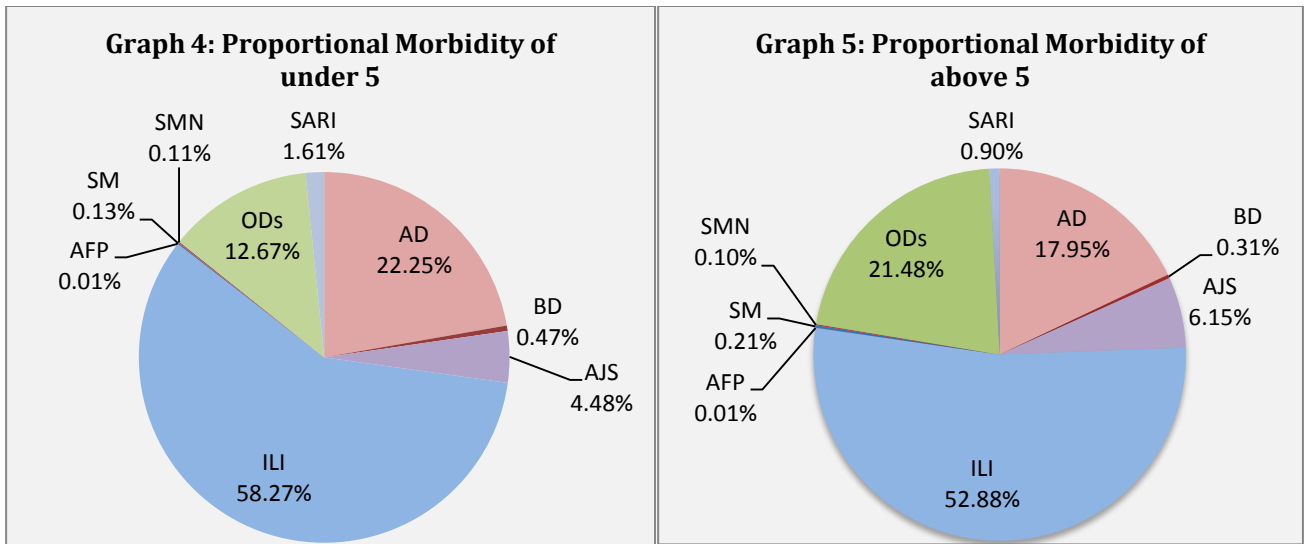
- ❖ Out of the 215,787 total consultations, a total of 16,749 cases were reported; of which 9,280 cases were Influenza like Illness (55%), 3,343 cases were Acute Diarrhoea (20%), 899 cases of AJS, 206 cases of Sever Acute Respiratory Infection, 65 cases of Bloody Diarrhoea, 29 cases of Suspected Measles, 18 cases of Meningitis, and 2 AFP case.
- ❖ Below chart reflects the trend in the number of SARI cases in 2014 and 2015 in the period between week 38 - 2014 and week 8-2015.



- ❖ Graph 3 displays the trend of the (29,200) AJS cases between wk23/2014-wk8/2015. The distribution of the cases per governorates shows that Idleb, DierEzor, and Damascus have the highest number of cases for this week. A slightly decrease in the number of cases was noticed for this week.



- ❖ In total, 2,907 cases were reported as “other diseases”. The most important diseases reported within this group were: 394 cases of Leishmaniasis (most of which were reported from Hamah 41%, Idleb 14%, and Aleppo 13%), 182 cases of Typhoid (most of which were reported from DierEzor 43%, Rural Damascus 36%, and Idleb 16%), 61 cases of Brucellosis (most of which were reported from DierEzor 46%), 20 cases of TB and 2 cases of Pertussis.
- ❖ 53% of the cases were distributed among ≥ 5 age group.
- ❖ ILI consists (58,27%) of the cases among <5 and (52,88%) among ≥ 5 , while AD cases consists (22,25%) among <5 and (17,95%) among ≥ 5 .
- ❖ Graphs 4 and 5 below show the proportional morbidity among < 5 and ≥ 5 year age groups respectively.



❖ The cases were distributed equally among males and females.

❖ The Response

AFP: Stool samples were collected from the AFP cases and sent to the reference lab in Damascus. The last national vaccination campaign was implemented during this week between 15th and 19th February.

AJS and water and food borne diseases: A health promotion campaign regarding food & water -borne diseases was launched last week and it is still carried out in all governorates throughout the country. The Awareness campaign about food and water borne diseases continues through the media (TV programmes, radio programmes, newspapers ...). The RRTs in all governorates continue conducting field visits to the IDPs shelters and schools to evaluate the health and environmental situation, and raise the awareness about food and water borne diseases.

Table-1: Distribution of cases per age group, and by Governorate-week-8, 2015:

Code	age group	Idleb	Hassaka	Raqa	Sweida	Qunaitra	Lattakia	Aleppo	Hamah	Homs	Daraa	Damascus	DierEzor	Rural Damascus	Tartous	Grand Total
AD	< 5	212	97	70	65	50	66	99	106	48	113	251	354	177	36	1744
	≥ 5	188	70	32	66	64	36	70	77	61	60	343	299	190	43	1599
BD	< 5	0	0	0	4	2	2	0	0	0	15	3	11	0	0	37
	≥ 5	0	1	0	4	6	0	0	0	0	11	3	3	0	0	28
AWD	< 5	0	0	0	0	0	0	0	0	0	0	0	0	0	0	0
	≥ 5	0	0	0	0	0	0	0	0	0	0	0	0	0	0	0
AJS	< 5	138	5	13	7	5	6	8	14	39	5	28	75	8	0	351
	≥ 5	158	2	7	7	8	30	26	44	39	9	87	69	53	9	548
ILI	< 5	414	39	20	423	6	97	622	143	90	262	575	975	405	497	4568
	≥ 5	627	30	11	376	9	57	514	201	110	228	653	777	533	586	4712
AFP	< 5	0	0	0	0	0	0	1	0	0	0	0	0	0	0	1
	≥ 5	0	0	0	1	0	0	0	0	0	0	0	0	0	0	1
SM	< 5	4	1	1	0	0	0	1	0	0	2	0	1	0	0	10
	≥ 5	12	0	4	0	0	0	0	0	0	1	0	2	0	0	19
SMN	< 5	1	0	3	0	0	0	0	1	0	0	3	0	1	0	9
	≥ 5	2	1	2	0	0	0	1	0	0	0	3	0	0	0	9
SARI	< 5	12	31	0	12	0	1	1	33	0	0	28	8	0	0	126
	≥ 5	4	18	0	3	0	0	0	8	0	0	43	4	0	0	80
Others	< 5	48	0	0	0	74	1	238	51	319	10	36	91	125	0	993
	≥ 5	179	0	0	12	76	8	349	307	377	56	123	155	263	9	1914
Total of < 5		829	173	107	511	137	173	970	348	496	407	924	1515	716	533	7839
Total of ≥ 5		1170	122	56	469	163	131	960	637	587	365	1255	1309	1039	647	8910
Total		1999	295	163	980	300	304	1930	985	1083	772	2179	2824	1755	1180	16749