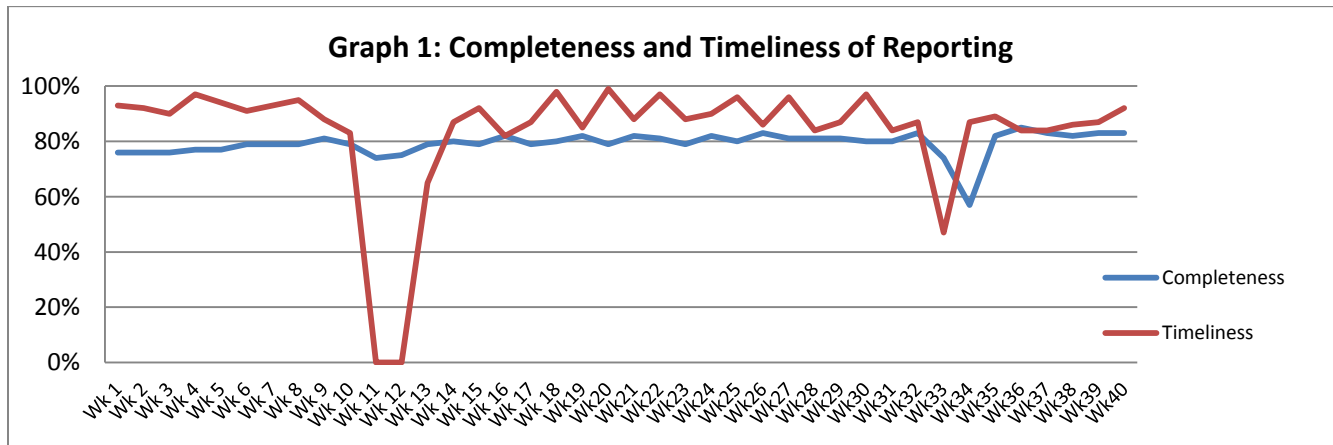


Highlights:

- ❖ 128 suspected Measles reported mainly from Hassaka, Raqqa and Deir Ezzor.
- ❖ Increase of suspected Hepatitis A cases reported from the eastern rural of Daraa governorate, and Fafin camp in Aleppo governorate.

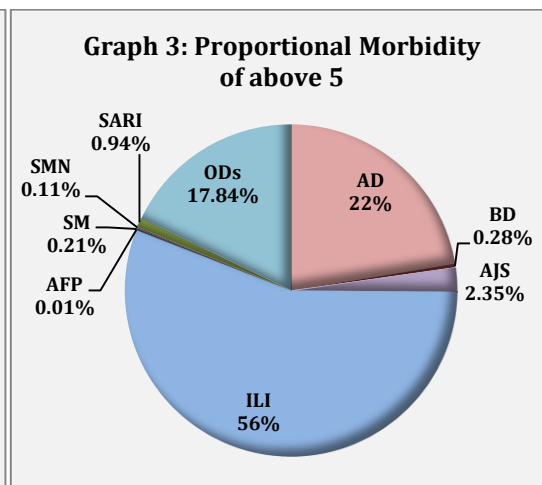
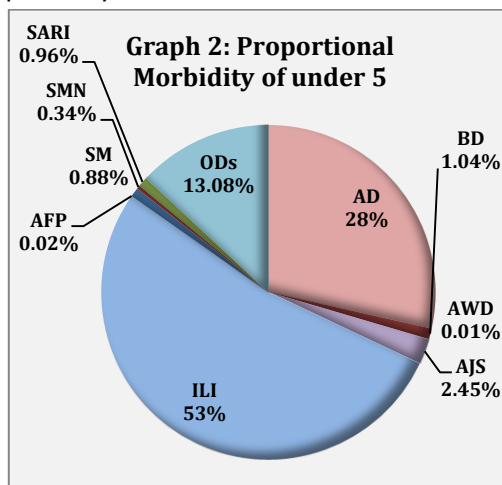
Completeness & Timeliness of Reporting

- ❖ The overall completeness of reporting was 81 %; (1046 out of total 1265 EWARS sentinel sites). 14 governorates have reported this week.
- ❖ Timeliness of reporting was 92%.

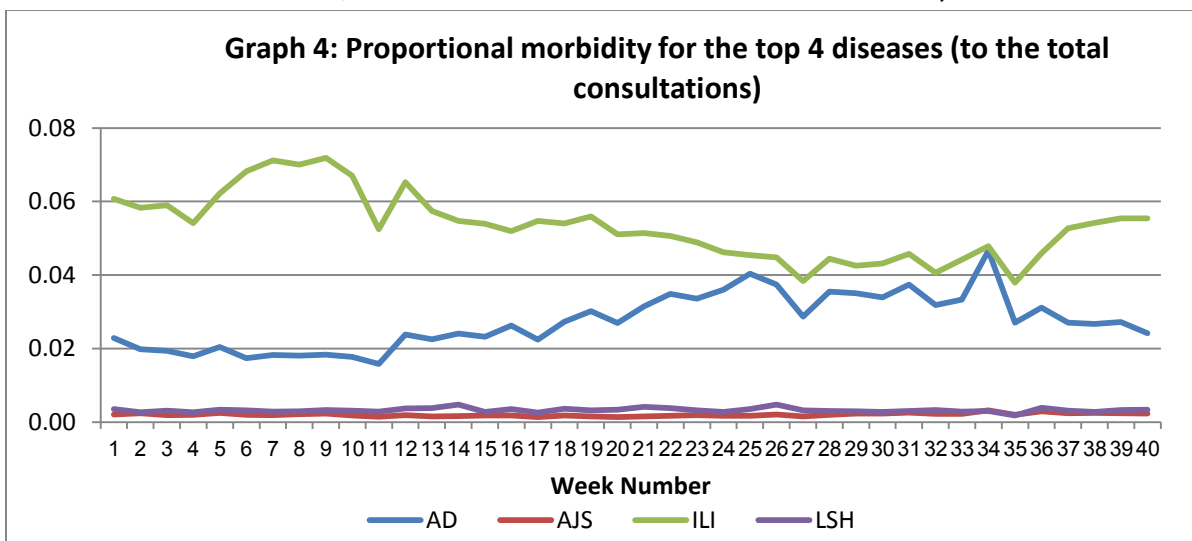


The Morbidity Cases

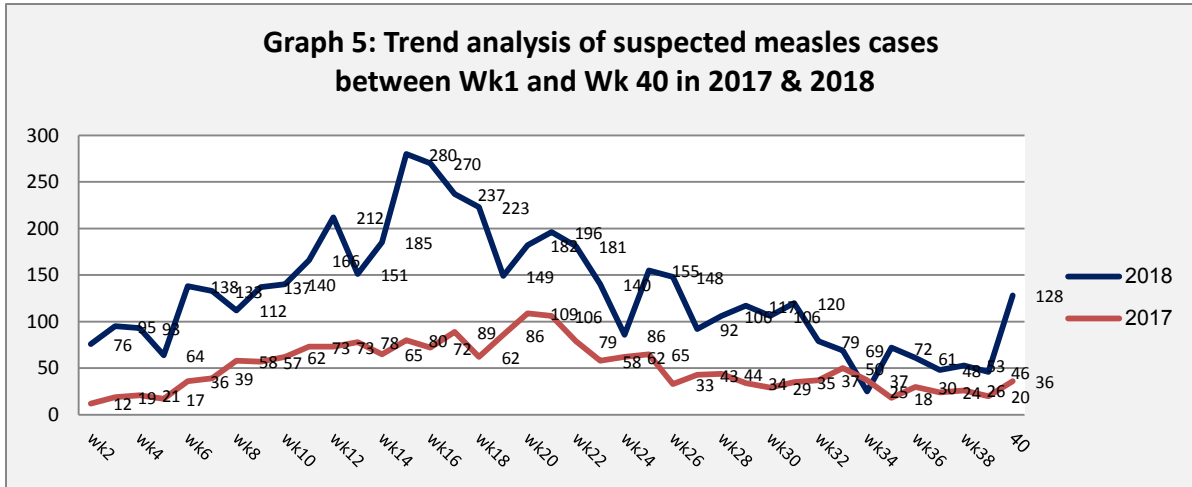
- ❖ Out of a total of 246,054 consultations, 26,412 EWARS notifiable cases were reported; of which 14,400 cases were influenza like illness (55%), 6,596 cases were acute diarrhoea (25%), 631 were acute jaundice syndrome, 250 were severe acute respiratory infection, 128 were suspected measles, 157 were bloody diarrhoea, and 54 were suspected meningitis.
- ❖ Graphs 2 and 3 below show the proportional morbidity among < 5 and ≥ 5 year age groups respectively.



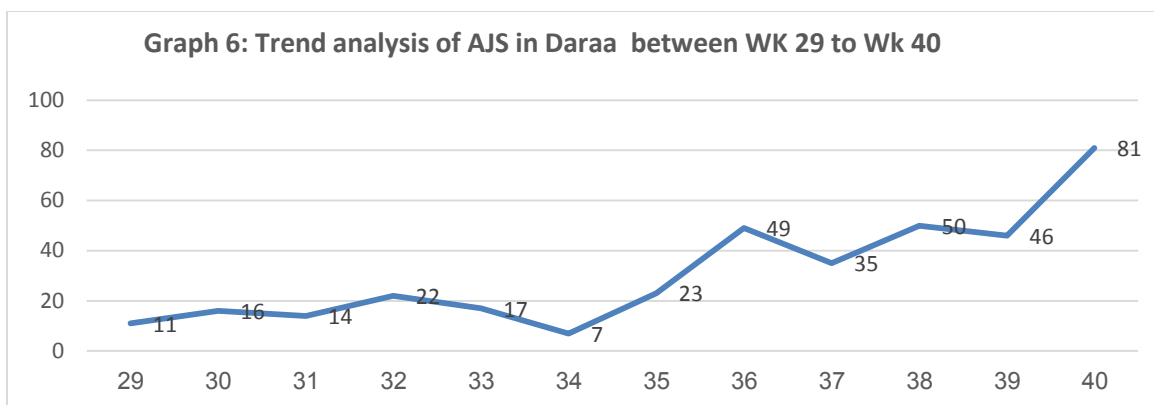
- ❖ Acute diarrhoea constitutes (28%) among < 5 and (22%) among ≥ 5, while influenza-like illness constitutes (53%) of the cases among <5 and (56%) among ≥ 5.
- ❖ 50% of the cases were distributed among males. 59% of the cases were distributed among ≥5 age group.
- ❖ In total 4,192 cases were reported as “other diseases”. The most important diseases reported within this group were; 833 cases of leishmaniasis (mostly from Idleb, Aleppo, and Deir Ezzor), 290 cases of brucellosis, 310 cases of typhoid, 8 cases of tuberculosis, 56 pertussis, and 43 mumps.
- ❖ Graph 4: shows the trend analysis of top four diseases to total consultations. It shows an increase in the trend of ILI in the week, this increase is in line with the disease seasonality.



- ❖ Graph 5: the below graph shows the trend analysis of suspected measles cases reported through EWARS. The graph shows increase in reported cases.



- ❖ Graph 6 shows the trend analysis of acute jaundice syndrome cases in Daraa, the increase started in week 35, and reported mainly from the eastern rural areas of Daraa governorates.



- ❖ Table 1 shows comparison between reported cases in week-39 and week-40 2018.

Table 1: Comparison between reported cases for week 39 and week 40 in 2018.

Disease	Week 39	Week 40
AD	7,641	6,596
BD	151	157
AWD	0	0
AJS	632	631
ILI	14,868	14,400
AFP	3	4
SM	46	128
SMN	57	54
SARI	249	250
TYF	338	310
PER	31	56
LSH	839	833
BRU	287	290
TB	15	8
SCA	704	686
LIC	822	1114
CHP	333	330
MUM	56	43
Others	469	522
Total	27541	26412

Acute Jaundice Syndrome, among Afrin IDPs, Aleppo Governorate.

- Fafin hospital reported (450) cases of AJS/Hepatitis A since 17th of July. The diagnosis was based on (ALT, AST, Bilirubin) and clinical signs. No deaths were reported. The predominantly affected age group is children under 15 years.
- Epidemiologic data indicates that the most affected areas are Tal Rifaat, Fafin and surrounding villages.
- WHO's WASH focal point conducted rapid water quality monitoring using bioluminescence for 15 points in the hospital, Fafin camp, and Al-Ahdath area. Controlled water sources reported no contamination, however Ice blocks (in the camp) and several jerry cans reported contamination. Findings/recommendations were shared with WASH sector, UNICEF and SARC.
- Recommendations and actions:
 1. Coordinate with WASH sector and share the information of water quality for immediate actions.
 2. Strengthen the surveillance system in Ifern district by Activating two Sentinel Sites (SSs) in Afrin Hospital and the Fafin area.
 3. Coordination with Aleppo DoH to train health workers on EWARS.
 4. Conduct activities to raise the awareness on prevention measures of water borne diseases.
 5. Regular monitoring of drinking water (wells and tanks)
 6. Cleaning of water tankers in the area.

Acute Jaundice Syndrome, Daraa Governorate

- Increase of suspected Hepatitis A cases has been noticed in Daraa governorate since week 35. The increase reported mainly from the eastern rural areas. The number of reported acute jaundice syndrome cases in week 40 is 81 cases, the cumulative number of cases reported since week 35 is 284.
- Rapid response teams Daraa DoH conducted investigation visits to three districts. The main water network was tested and the results showed no contamination. The results of water testing of some wells indicated the water is not fit for drinking. The RRT noted sewage water is used to irrigate vegetables and other plants.
- Initial investigation attributes an increase in Hep A cases to contamination of water tanks and private wells, which are the main source of drinking water in rural areas.
- Recommendations and actions:
 1. Ensure on chlorination of the main sources of drinking water.
 2. Chlorinate and clean the water tanks and wells.
 3. Conduct health education sessions at the schools about prevention measures.

Table-2: Distribution of cases per age group, and by Governorate-week-40, 2018:

Code	age group	Idleb	Hassaka	Raqqa	Sweida	Qunaitra	Lattakia	Aleppo	Hama	Homs	Daraa	Damascus	DierEzor	Rural Damascus	Tartous	Grand Total
AD	< 5	157	263	190	126	72	232	504	153	117	104	394	465	217	115	3,109
	≥ 5	168	239	106	122	57	433	490	116	83	130	534	571	253	185	3,487
BD	< 5	0	24	30	9	0	0	0	0	0	7	4	38	0	1	113
	≥ 5	0	15	12	4	0	0	0	0	0	3	6	3	0	1	44
AWD	< 5	0	0	0	0	0	0	0	0	0	0	0	0	0	0	0
	≥ 5	0	0	0	0	0	0	0	0	0	0	0	0	0	0	0
AJS	< 5	6	9	67	8	7	0	22	6	9	24	11	87	8	3	267
	≥ 5	3	23	35	21	3	24	32	48	30	57	35	21	15	17	364
ILI	< 5	0	213	64	202	242	1,040	1,050	39	138	238	429	898	696	505	5,754
	≥ 5	0	205	32	258	279	1,225	1,553	86	186	597	747	955	1,068	1,455	8,646
AFP	< 5	0	0	0	0	0	0	0	1	1	0	0	0	0	0	2
	≥ 5	0	0	0	1	0	0	0	1	0	0	0	0	0	0	2
SM	< 5	0	30	27	1	1	1	1	1	1	1	2	27	3	0	96
	≥ 5	0	24	5	0	0	0	0	0	1	0	2	0	0	0	32
SMN	< 5	0	1	7	2	0	0	0	3	1	1	3	19	0	0	37
	≥ 5	0	4	1	0	0	1	0	5	0	2	3	1	0	0	17
SARI	< 5	0	29	11	4	0	2	1	11	0	0	10	34	0	3	105
	≥ 5	0	12	16	4	0	9	1	11	1	0	55	32	0	4	145
Others	< 5	542	103	36	39	24	9	150	36	67	9	4	309	99	0	1,427
	≥ 5	419	127	86	33	30	86	398	224	182	54	37	796	275	18	2,765
Total Sum of < 5		705	672	432	391	346	1,284	1,728	250	334	384	857	1,877	1,023	627	10,910
Total Sum of ≥ 5		590	649	293	443	369	1,778	2,474	491	483	843	1,419	2,379	1,611	1,680	15,502
Total		1,295	1,321	725	834	715	3,062	4,202	741	817	1,227	2,276	4,256	2,634	2,307	26,412