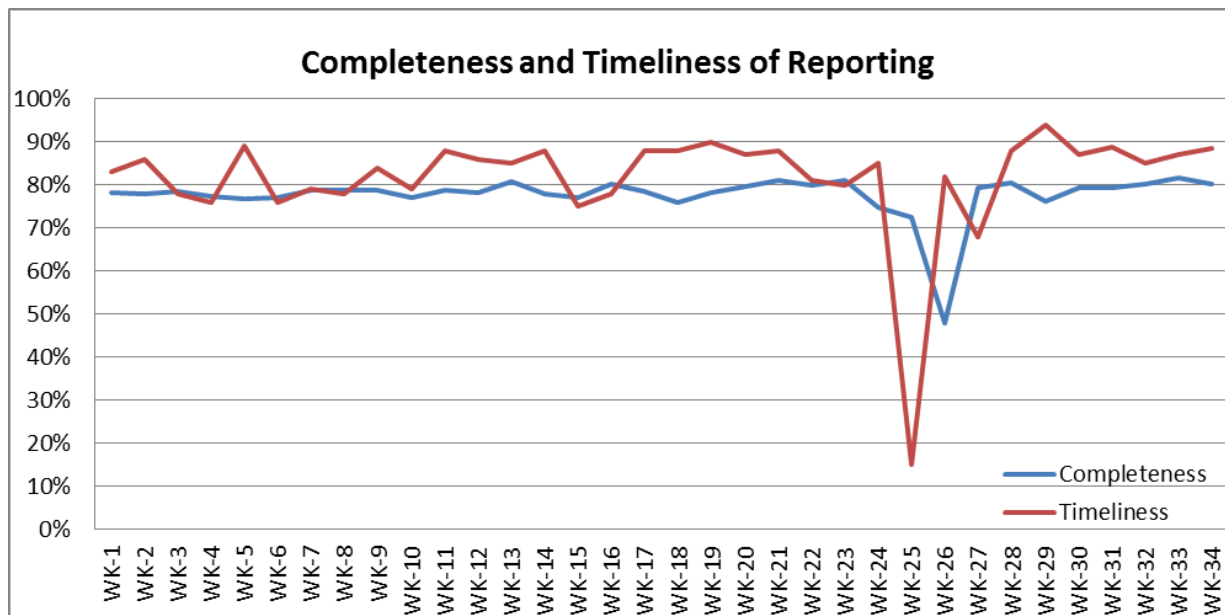


❖ Highlights:

- ❖ (10) AFP cases were reported during this week, (2) cases from each of Deir-ez-Zor, Homs and Hama, one case from each of Damascus, Rural Damascus, Tartous and Aleppo.
- ❖ (37) Suspected Measles cases were reported during this week; mostly from Ar-Raqqa (10) cases, from Dar'a (6) cases, and from Damascus (5) cases.

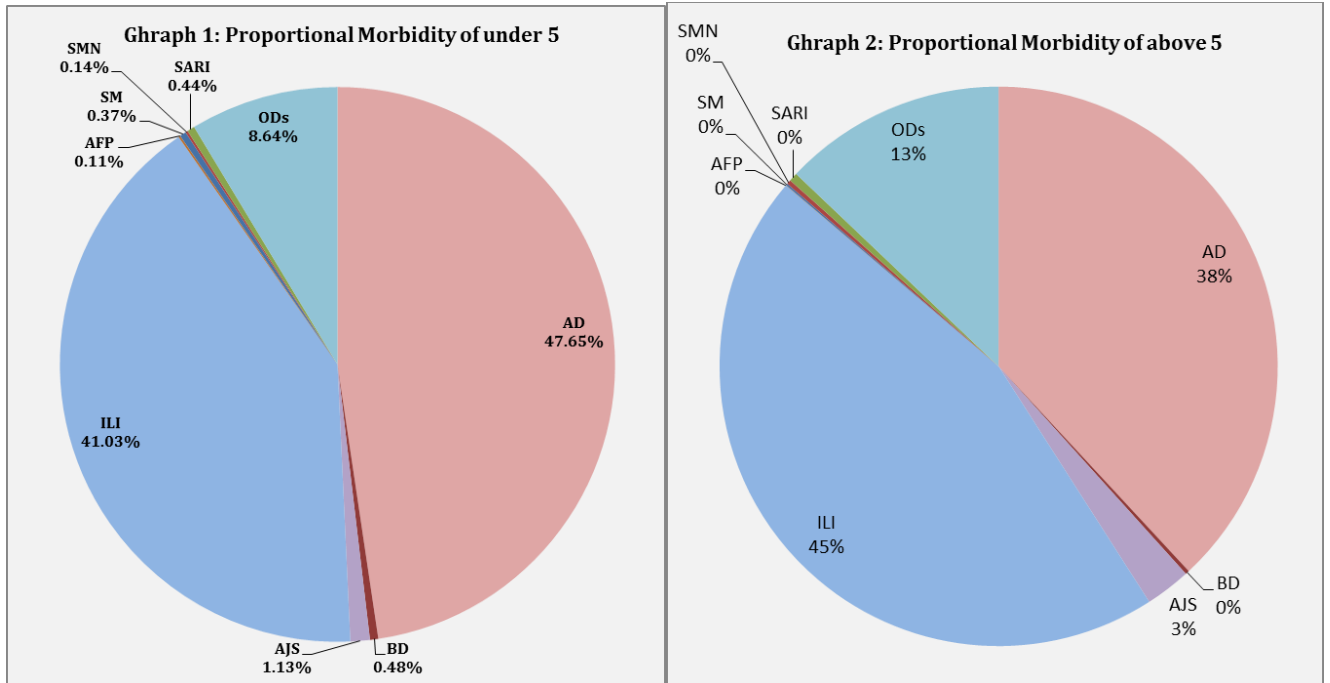
❖ Completeness & Timeliness of Reporting

- ❖ The overall completeness of reporting was 80%; (908 out of total 1132 EWARS sentinel sites).
- (14) Governorates have reported this week. Timeliness of reporting is 89%.

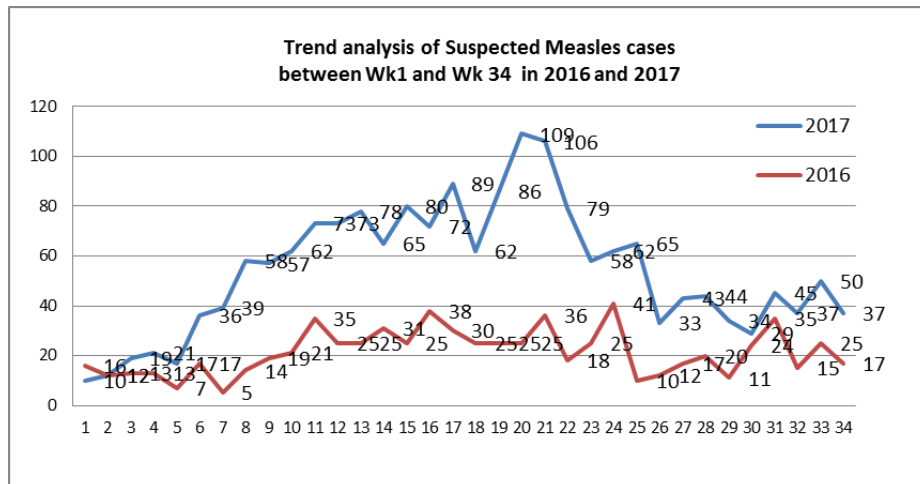


❖ The Morbidity Cases

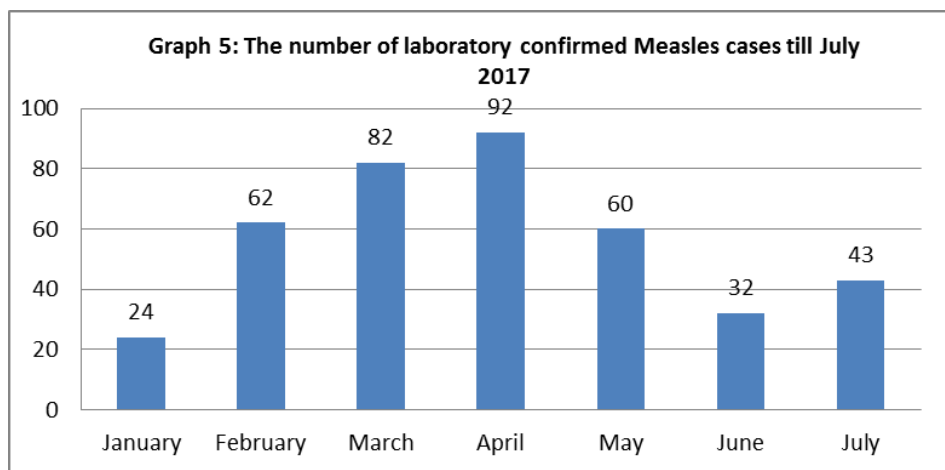
- ❖ Out of the 206,118 total consultations, a total of 17,690 EWARS notifiable cases were reported; of which 7,411 cases were Acute Diarrhoea (39%), 7,710 cases were Influenza like Illness (41%), 359 cases of AJS, 84 cases of Severe Acute Respiratory Infection, 58 cases of Bloody Diarrhoea, 37 cases of Suspected Measles, 37 cases of Suspected Meningitis, and 10 cases of Acute Flaccid Paralysis.
- ❖ Graphs 1 and 2 below show the proportional morbidity among < 5 and ≥ 5 year age groups respectively.



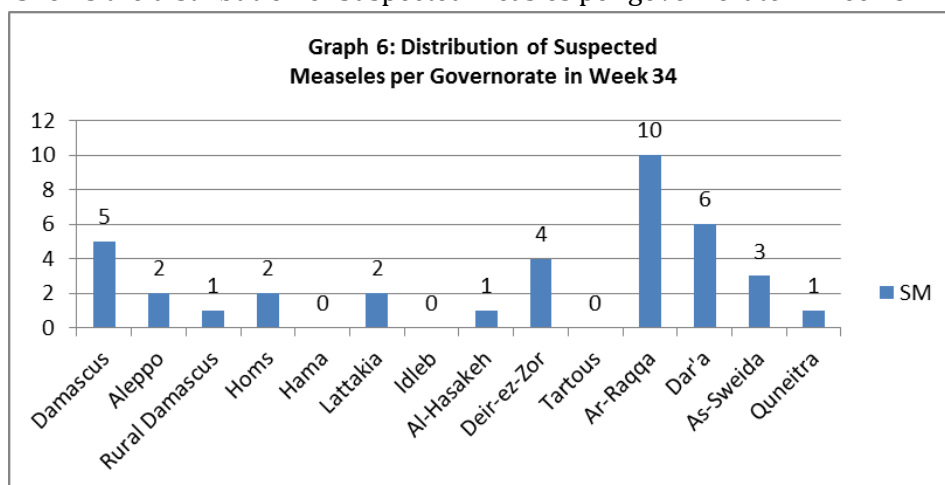
- ❖ AD constitutes (47.56%) among < 5 and (38%) among ≥ 5, while ILI constitutes (41.03%) of the cases among <5 and (45%) among ≥ 5.
- ❖ 50% of the cases were distributed among males. 60% of the cases were distributed among ≥5 age group.
- ❖ In total 1,984 cases were reported as “other diseases”. The most important diseases reported within this group were; 278 cases of Leishmaniasis (most of which were reported from Idleb 48%), 259 cases of Typhoid (most of which were reported from Aleppo and Deir-ez-Zor), 193 cases of Brucellosis, 28 cases of Pertussis, 8 Mumps, and 14 cases of TB.
- ❖ **Graph 4** shows the trend analysis of suspected Measles cases reported between week 1 and week 34 of 2016 and 2017. It shows a slight decrease in the trend of SM cases.



❖ **Graph 5** shows the number of laboratory confirmed Measles cases reported till July 2017. It shows that the peak of measles cases was in April.



❖ **Graph 6:** Shows the distribution of Suspected Measles per governorate in week 34.



❖ **Graph 7:** Shows the distribution of accumulative AFP cases between week 16 and week 33 of 2017. It shows that most AFP cases were reported from Deir-ez-Zor.

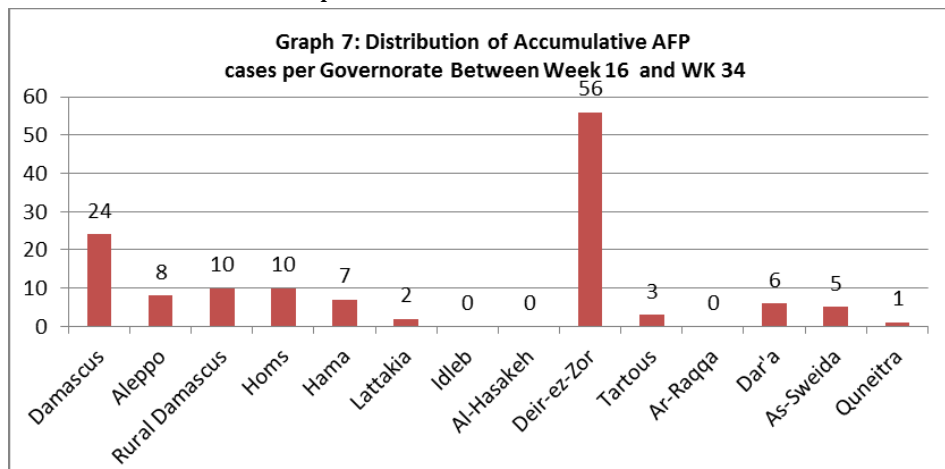


Table 1 shows a comparison between all notifiable cases in week 33 & week 34 in 2017.

Table 1: Comparison between reported cases in week 33 and week 34 in 2017,

Disease	Week 33	Week 34
AD	7,996	7,411
BD	42	58
AWD	0	0
AJS	395	359
ILI	7,476	7,710
AFP	8	10
SM	50	37
SMN	28	37
SARI	112	84
TYF	237	259
PER	28	28
LSH	484	278
BRU	213	193
TB	21	14
SCA	253	229
LIC	401	301
CHP	612	561
Others	109	113
Mum	11	8

❖ The Response

cVDPV2 outbreak response:

The national response plan includes two immunization rounds each in Deir-ez-Zor and Raqqa governorates. Deir-ez-Zor activities include the southern part of Shadadi district in Al-Hasakah governorate. The first mOPV2 round was carried out successfully in Deir-ez-Zor governorate between 22-26 July. A total of 259,958 children under 5 years of age were vaccinated, representing overall administrative coverage of 79%. Preparations are underway for the second round in Deir-ez-Zor governorate, scheduled from 19 to 23 of August. Both mOPV2 and IPV will be used in the second round. The first immunization round in Ar-Raqqa governorate was held between 12-17 August. According to administrative data, 103,720 children were vaccinated, representing 86% campaign coverage.

Regional response: Under International Health Regulations (2005) (IHR), WHO's Emergency Committee has issued temporary recommendations for Syria as a 'state infected with cVDPV2 with potential risk of international spread'. The Committee has urged countries receiving Syrian refugees, particularly from Deir-ez-Zor and Ar-Raqqa, to ensure polio vaccination with IPV where available.

Table-2: Distribution of cases per age group, and by Governorate-week- 34, 2017:

Code	Age Group	Idleb	Hassaka	Raqqa	Sweida	Qunaitra	Lattakia	Aleppo	Hama	Homs	Daraa	Damascus	DierEzor	Rural Damascus	Tartous	Grand Total
AD	< 5	115	30	257	150	76	380	514	221	128	140	527	453	263	110	3364
	≥ 5	65	21	87	142	92	508	815	136	133	143	816	461	363	265	4047
BD	< 5	0	2	5	7	0	8	1	1	0	3	0	7	0	0	34
	≥ 5	0	0	2	10	0	6	2	0	0	0	2	2	0	0	24
AWD	< 5	0	0	0	0	0	0	0	0	0	0	0	0	0	0	0
	≥ 5	0	0	0	0	0	0	0	0	0	0	0	0	0	0	0
AJS	< 5	8	0	13	1	1	2	21	4	4	5	5	10	6	0	80
	≥ 5	4	0	6	19	0	15	119	28	14	6	37	8	18	5	279
ILI	< 5	2	34	0	106	135	667	314	82	94	144	387	212	443	277	2897
	≥ 5	1	28	0	134	272	973	543	63	165	372	656	185	779	642	4813
AFP	< 5	0	0	0	0	0	0	1	2	1	0	1	2	1	0	8
	≥ 5	0	0	0	0	0	0	0	0	1	0	0	0	0	1	2
SM	< 5	0	1	10	0	1	2	1	0	2	4	3	1	1	0	26
	≥ 5	0	0	0	3	0	0	1	0	0	2	2	3	0	0	11
SMN	< 5	0	0	3	0	0	1	0	5	0	0	1	0	0	0	10
	≥ 5	0	0	0	0	0	2	1	19	0	0	4	0	0	1	27
SARI	< 5	0	0	6	3	0	0	0	10	0	0	9	3	0	0	31
	≥ 5	0	0	4	2	0	1	1	4	0	0	41	0	0	0	53
Other	< 5	197	3	66	17	29	11	94	24	38	8	10	68	30	15	610
	≥ 5	138	3	52	28	35	46	375	148	115	46	48	162	114	64	1374
Total Sum of < 5		322	70	360	284	242	1071	946	349	267	304	943	756	744	402	7060
Total Sum of ≥ 5		208	52	151	338	399	1551	1857	398	428	569	1606	821	1274	978	10630