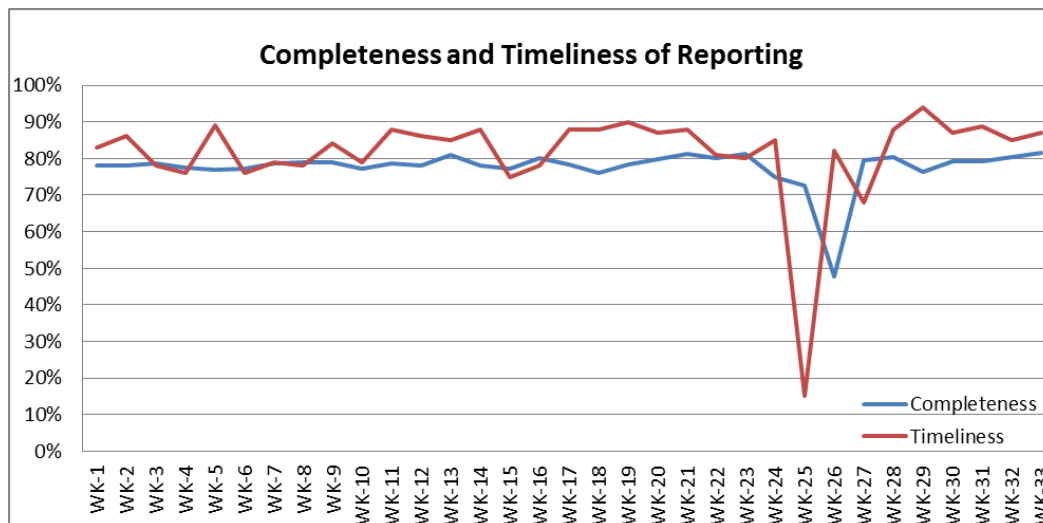


#### ❖ Highlights:

- ❖ (8) AFP cases were reported during this week, (3) cases from Deir-ez-Zor, (3) cases from Damascus, one case from Dar'a, and one case from Aleppo.
- ❖ (50) Suspected Measles cases were reported during this week; mostly from Lattakia (8) cases, from Ar-Raqqa (9) cases, and from Damascus (7) cases.

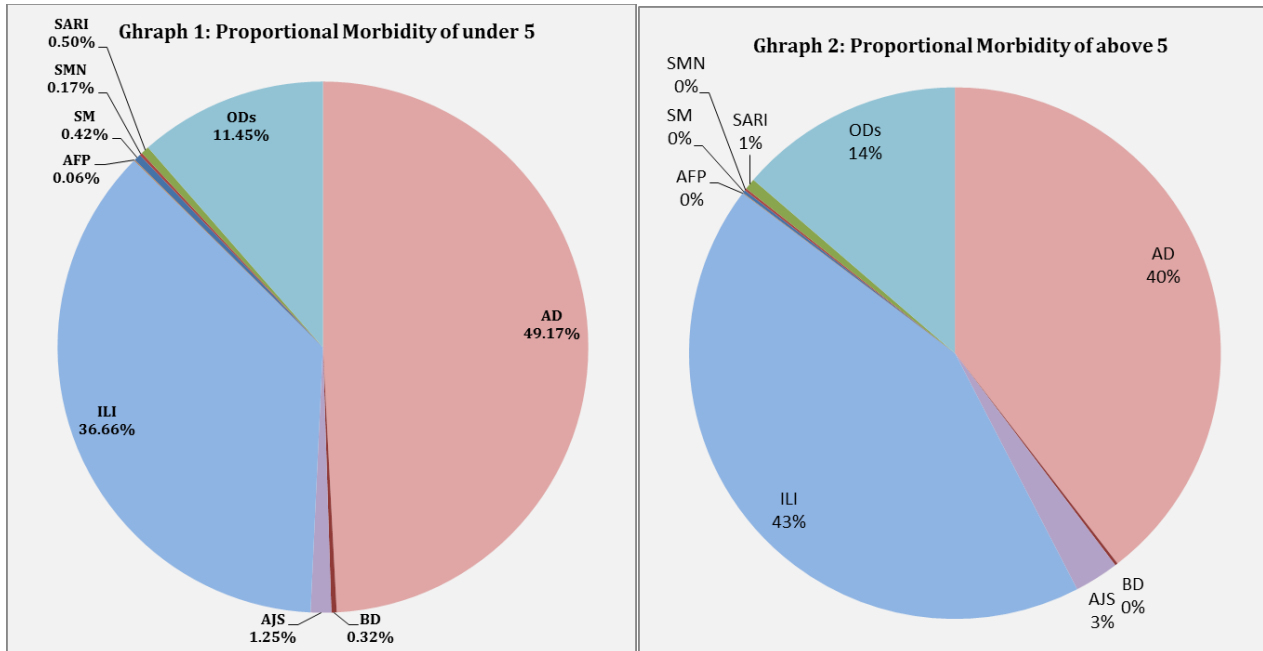
#### ❖ Completeness & Timeliness of Reporting

- ❖ The overall completeness of reporting was 82%; (924 out of total 1132 EWARS sentinel sites).
- (14) Governorates have reported this week. Timeliness of reporting is 87%.

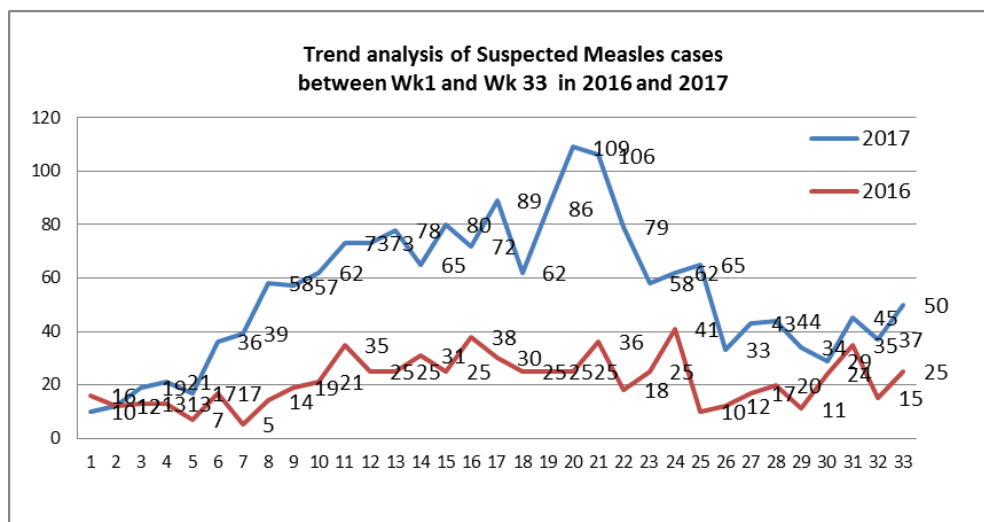


#### ❖ The Morbidity Cases

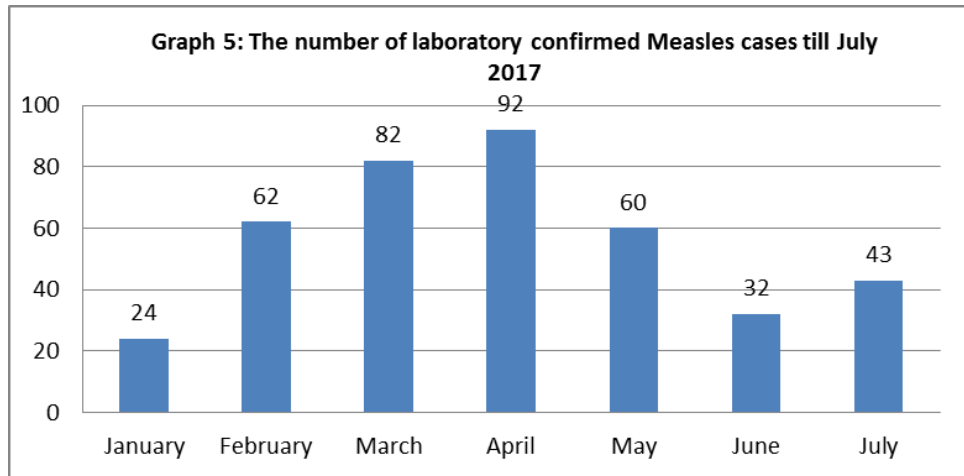
- ❖ Out of the 217,677 total consultations, a total of 18,476 EWARS notifiable cases were reported; of which 7,996 cases were Acute Diarrhoea (42%), 7,476 cases were Influenza like Illness (39%), 395 cases of AJS, 112 cases of Severe Acute Respiratory Infection, 42 cases of Bloody Diarrhoea, 50 cases of Suspected Measles, 28 cases of Suspected Meningitis, and 8 cases of Acute Flaccid Paralysis.
- ❖ Graphs 1 and 2 below show the proportional morbidity among < 5 and ≥ 5 year age groups respectively.



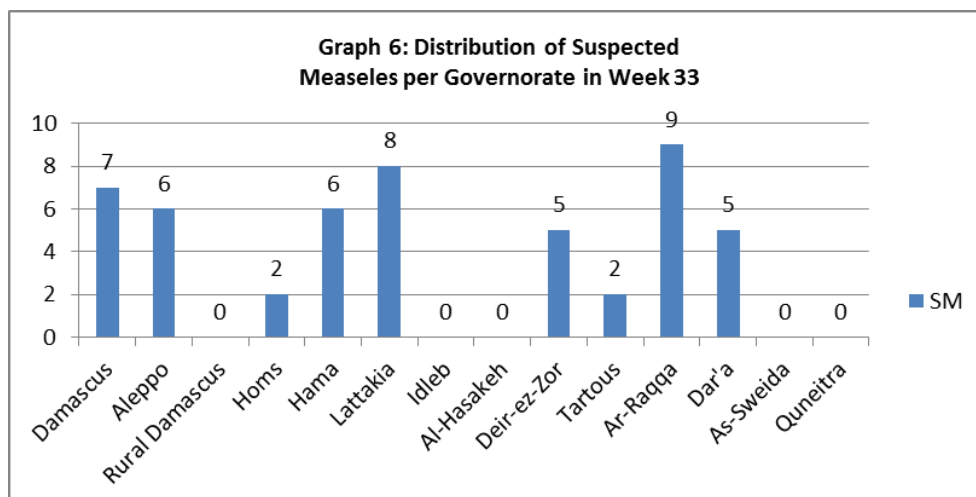
- ❖ AD constitutes (49.17%) among < 5 and (40 %) among ≥ 5, while ILI constitutes (36.66%) of the cases among <5 and (43%) among ≥ 5.
- ❖ 51% of the cases were distributed among males. 61% of the cases were distributed among ≥5 age group.
- ❖ In total 2,369 cases were reported as “other diseases”. The most important diseases reported within this group were; 484 cases of Leishmaniasis (most of which were reported from Idleb 58%), 550 cases of Typhoid (most of which were reported from Aleppo), 213 cases of Brucellosis, 28 cases of Pertussis, 11 Mumps, and 21 cases of TB.
- ❖ **Graph 4** shows the trend analysis of suspected Measles cases reported between week 1 and week 32 of 2016 and 2017. It shows a slight increase in the trend of SM cases.



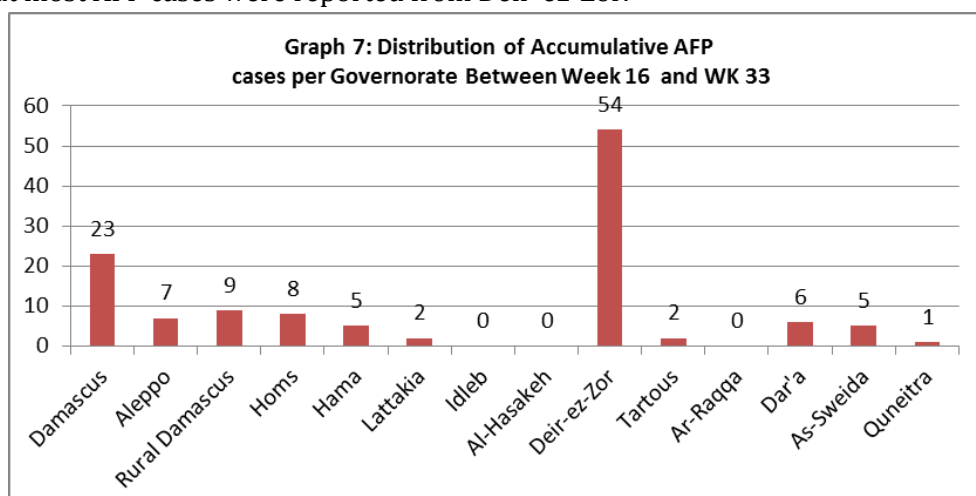
❖ **Graph 5** shows the number of laboratory confirmed Measles cases reported till July 2017. It shows that the peak of measles cases was in April.



❖ **Graph 6:** Shows the distribution of Suspected Measles per governorate in week 33.



❖ **Graph 7:** Shows the distribution of accumulative AFP cases between week 16 and week 33 of 2017. It shows that most AFP cases were reported from Deir-ez-Zor.



**Table 1** shows a comparison between all notifiable cases in week 32 & week 33 in 2017.

Disease	Week 32	Week 33
AD	7,761	7,996
BD	43	42
AWD	0	0
AJS	311	395
ILI	7,363	7,476
AFP	14	8
SM	37	50
SMN	27	28
SARI	94	112
TYF	550	237
PER	19	28
LSH	367	484
BRU	246	213
TB	9	21
SCA	281	253
LIC	437	401
CHP	610	612
Others	86	109
Mum	11	11

## ❖ The Response

### **cVDPV2 outbreak response:**

The national response plan includes two immunization rounds each in Deir-ez-Zor and Raqqa governorates. Deir-ez-Zor activities include the southern part of Shadadi district in Al-Hasakah governorate. The first mOPV2 round was carried out successfully in Deir-ez-Zor governorate between 22-26 July. A total of 259,958 children under 5 years of age were vaccinated, representing overall administrative coverage of 79%. Preparations are underway for the second round in Deir-ez-Zor governorate, scheduled from 19 to 23 of August. Both mOPV2 and IPV will be used in the second round. The first immunization round in Ar-Raqqa governorate was held between 12-17 August. According to administrative data, 103,720 children were vaccinated, representing 86% campaign coverage.

**Table-2: Distribution of cases per age group, and by Governorate-week- 33, 2017:**

Code	Age Group	Idleb	Hassaka	Raqqqa	Sweida	Qunaitra	Lattakia	Aleppo	Hama	Homs	Daraa	Damascus	DierEzor	Rural Damascus	Tartous	Grand Total
AD	< 5	169	29	189	157	50	414	590	210	145	157	611	450	235	127	3533
	≥ 5	126	13	72	157	63	678	921	131	251	140	855	515	303	238	4463
BD	< 5	0	0	0	2	0	4	3	1	0	6	0	7	0	0	23
	≥ 5	0	0	0	3	0	8	1	0	1	4	2	0	0	0	19
AWD	< 5	0	0	0	0	0	0	0	0	0	0	0	0	0	0	0
	≥ 5	0	0	0	0	0	0	0	0	0	0	0	0	0	0	0
AJS	< 5	22	0	11	1	2	2	11	5	3	10	6	13	3	1	90
	≥ 5	7	0	3	5	0	22	116	43	12	16	57	7	14	3	305
ILI	< 5	6	29	1	99	130	694	277	80	94	132	328	202	299	263	2634
	≥ 5	4	30	2	174	259	1246	574	54	127	234	728	208	566	636	4842
AFP	< 5	0	0	0	0	0	0	0	0	0	0	1	3	0	0	4
	≥ 5	0	0	0	0	0	0	1	0	0	1	2	0	0	0	4
SM	< 5	0	0	8	0	0	5	3	5	2	0	3	4	0	0	30
	≥ 5	0	0	1	0	0	3	3	1	0	5	4	1	0	2	20
SMN	< 5	0	0	3	0	0	2	0	3	1	0	3	0	0	0	12
	≥ 5	0	0	1	1	0	2	0	6	0	0	5	0	1	0	16
SARI	< 5	0	0	8	3	0	0	3	9	0	0	11	2	0	0	36
	≥ 5	0	0	9	9	0	5	0	7	0	0	46	0	0	0	76
Other	< 5	395	4	69	8	11	15	122	32	38	6	21	78	11	13	823
	≥ 5	257	4	41	13	11	58	413	202	112	44	61	171	101	58	1546
<b>Total Sum of &lt; 5</b>		592	62	289	270	193	1136	1009	345	283	311	984	759	548	404	7185
<b>Total Sum of ≥ 5</b>		394	47	129	362	333	2022	2029	444	503	444	1760	902	985	937	11291