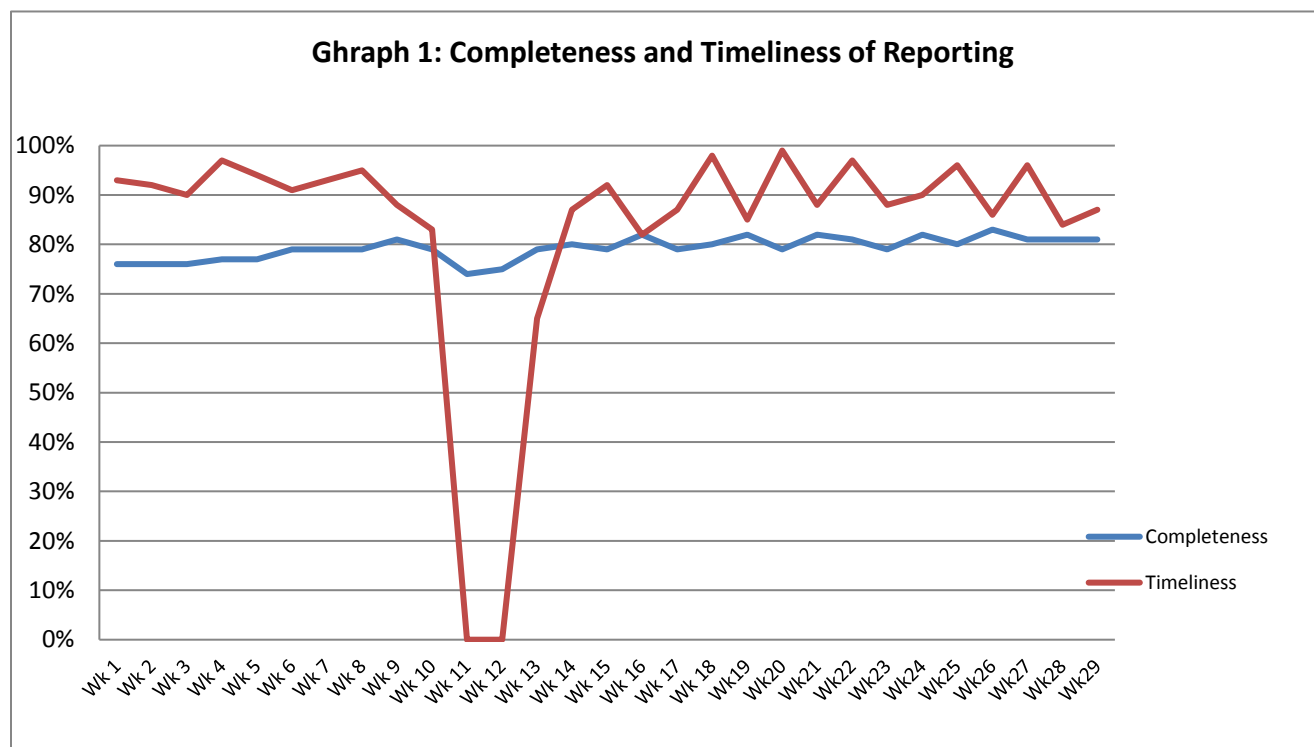


Highlights:

- ❖ 117 suspected Measles reported mainly from three governorates, Deir ezzor, Hassaka, and Raqqa.
- ❖ Improve the coverage of EWARS in Deir Ezzor by recruiting 20 sentinel sites in the EWARS.

❖ Completeness& Timeliness of Reporting

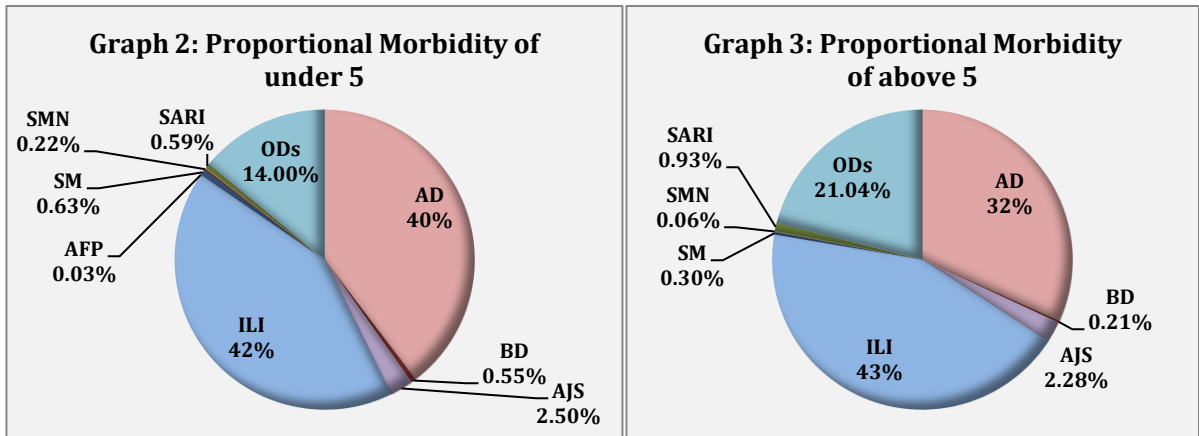
- ❖ The overall completeness of reporting was 81%; (1048 out of total 1299 EWARS sentinel sites). 14 governorates have reported this week.
- ❖ Timeliness of reporting was 87%.



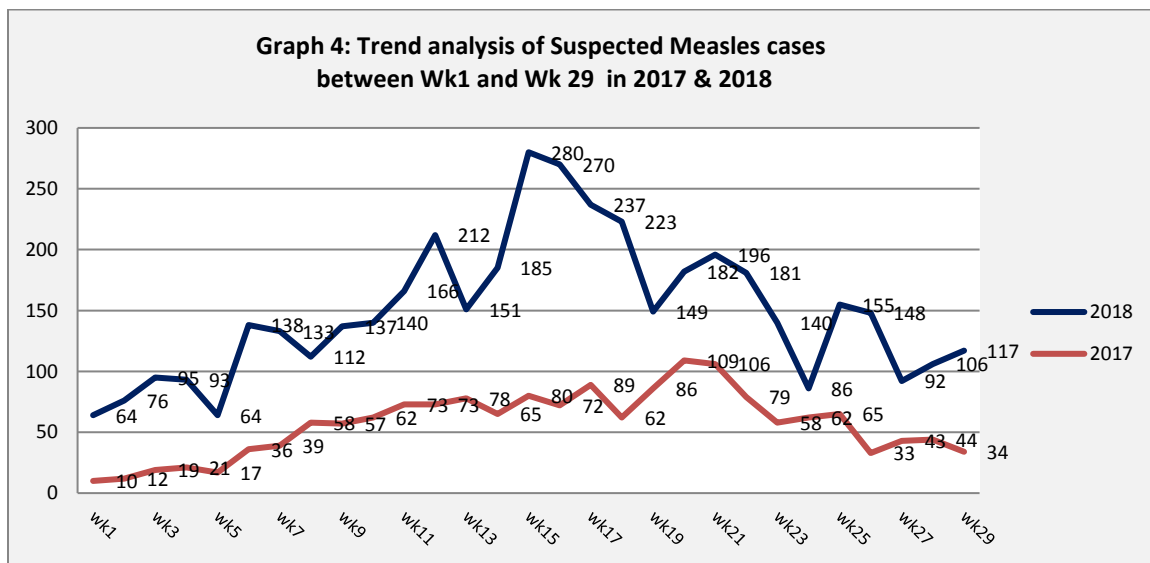
❖ The Morbidity Cases

- ❖ Out of the 247,387 total consultations, a total of 26,216 EWARS notifiable cases were reported; of which 11,211 cases were Influenza like Illness (43%), 9,220 cases were Acute Diarrhoea (35%), 622 cases of AJS, 205 cases of Sever Acute Respiratory Infection, 117 cases of Suspected Measles, 94 cases of Bloody Diarrhoea, and 34 cases of Suspected Meningitis.

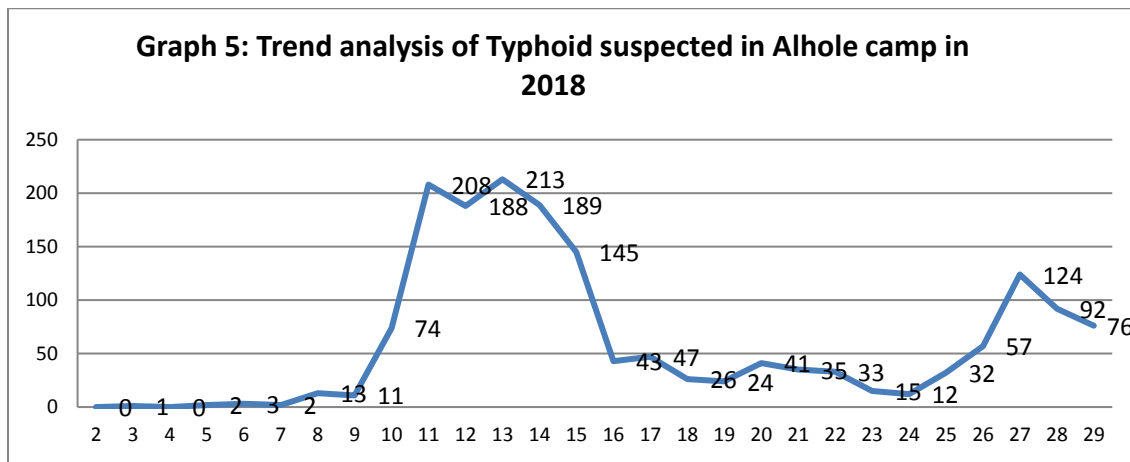
- ❖ **Graphs 2 and 3 below** show the proportional morbidity among < 5 and ≥ 5 year age groups respectively.



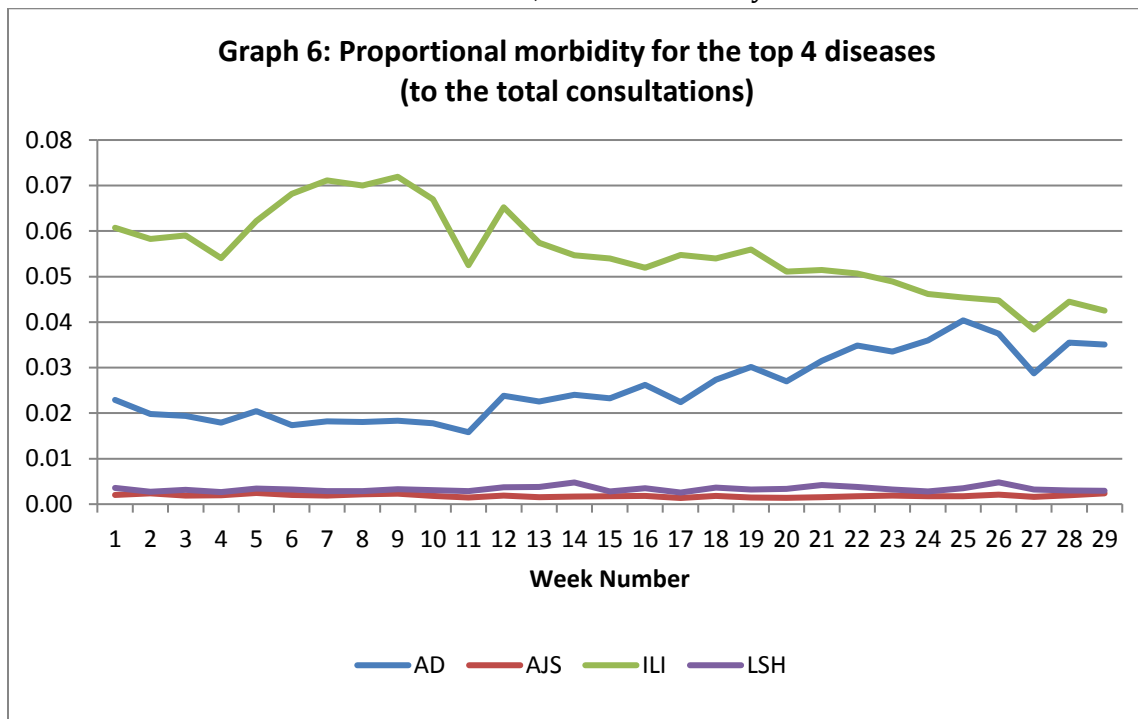
- ❖ 50% of the cases were distributed among males. 59% of the cases were distributed among ≥5 age group.
- ❖ AD constitutes (40%) among < 5 and (32%) among ≥ 5, while ILI constitutes (42%) of the cases among <5 and (43%) among ≥ 5
- ❖ In total 4,710 cases were reported as “other diseases”. The most important diseases reported within this group were; 762 cases of Leishmaniasis (mostly from Aleppo, Idlib and Deit Ezzor), 341 cases of Brucellosis, 434 cases of Typhoid, 4 cases of TB, 102 Pertussis, and Mumps 27
- ❖ **Graph 4:** shows the trend analysis of suspected Measles cases reported between week 1 and week 27 of 2017 and 2018. It shows a slight decrease in suspected cases in week 27.



Graph 5: Trend analysis of suspected Typhoid cases in Alhole camp. The graph indicates that slight decline in reported cases.



Graph 6 shows the trend analysis of top four diseases to total consultations. It shows an increase in the trend of Acute Diarrhea cases in this week, this increase is synchronized with summer season.



- ❖ The table below shows comparison between reported cases in week-26 and week-27 2018. The table shows increase in most reported cases, this increase is attributed to increase of reporting sites in Deir Ezzor.

Table 1: Comparison between reported cases for week 28 & week 29 in 2018.

Disease	1st Week	2nd Week
	28	29
AD	8,356	9220
BD	133	94
AWD	0	0
AJS	468	622
ILI	10,487	11211
AFP	2	3
SM	106	117
SMN	24	34
SARI	180	205
TYF	331	434
PER	70	102
LSH	696	762
BRU	271	341
TB	14	4
SCA	470	515
LIC	548	684
CHP	397	458
MUM	33	27
Others	859	1383
Total	23445	26216

❖ The Response

Measles:

The National measles campaign started on 15 July 2018 for a period of two weeks in targeted governorates: Rural Damascus, Aleppo, Homs, Hama, Al-Hasakah, Ar-Raqqa. Rural Deir-ez-Zor is postponed to next week, as approvals are still in process; the preliminary results are as follows: 196,897 children were vaccinated in the first two days (16% from the total target).

- 10,122 children were vaccinated in Rural Damascus four districts (Darayya, Douma, Harasta and Nashrabiye) and 5 IDP shelters.
- 41,904 children were vaccinated in Ar-Raqqa governorate covering (Raqqa city, Tal Abyad, Al –Tabqa, Karamah, Madan, Debsi Afnan) in addition to 8,782 children in Ain al Arab district.
- 8387 children were vaccinated during the first 3 days in Homs and the target for mobile teams in northern rural Homs is high, as they are providing all kind of vaccines including measles for dropout children.
- 50,000 children were vaccinated in Al-Hasakah.

Surveillance system in Deir Ezzor:

WHO is working to strengthen the surveillance system in Deir Ezzor, by recruiting more sentinel sites in EWARS surveillance system, and training health care providers including pharmacists and nurses on standard cases definitions of priority communicable diseases. During this week 20 sentinel sites were recruited to report for the EWARS, total number of EWARS sites in Deir Ezzor reached to 154, the completeness of reporting is 70%.

Table-2: Distribution of cases per age group, and by Governorate-week-29, 2018:

Code	age group	Idleb	Hassaka	Raqqa	Sweida	Qunaitra	Lattakia	Aleppo	Hama	Homs	Daraa	Damascus	DierEzor	Rural Damascus	Tartous	Grand Total
AD	< 5	155	269	215	48	70	398	776	307	154	112	490	911	527	108	4,540
	≥ 5	103	199	112	68	53	441	657	189	135	126	658	1,031	651	257	4,680
BD	< 5	0	19	12	0	0	1	2	0	1	8	5	15	0	0	63
	≥ 5	0	14	5	0	0	1	1	0	0	0	6	4	0	0	31
AWD	< 5	0	0	0	0	0	0	0	0	0	0	0	0	0	0	0
	≥ 5	0	0	0	0	0	0	0	0	0	0	0	0	0	0	0
AJS	< 5	0	17	91	0	2	4	19	8	1	3	22	109	7	3	286
	≥ 5	0	21	51	4	1	16	46	47	9	8	52	47	21	13	336
ILI	< 5	0	160	45	58	163	968	836	102	106	95	355	720	942	242	4,792
	≥ 5	0	176	41	79	278	1,017	1,071	94	136	276	656	877	1,205	513	6,419
AFP	< 5	0	0	0	0	0	0	0	0	0	0	0	3	0	0	3
	≥ 5	0	0	0	0	0	0	0	0	0	0	0	0	0	0	0
SM	< 5	0	13	18	0	0	3	3	5	0	0	3	26	1	0	72
	≥ 5	0	10	20	0	0	2	3	3	1	0	0	6	0	0	45
SMN	< 5	0	0	6	4	0	0	0	3	0	0	3	9	0	0	25
	≥ 5	0	0	2	0	0	0	1	4	0	0	1	0	1	0	9
SARI	< 5	0	23	15	1	0	0	0	5	0	0	9	15	0	0	68
	≥ 5	0	15	19	4	0	29	0	10	0	2	54	4	0	0	137
Others	< 5	456	132	42	1	11	7	235	47	33	9	164	312	153	1	1,603
	≥ 5	374	252	82	13	16	47	417	242	59	35	223	778	560	9	3,107
Total Sum of < 5		611	633	444	112	246	1,381	1,871	477	295	227	1,051	2,120	1,630	354	11,452
Total Sum of ≥ 5		477	687	332	168	348	1,553	2,196	589	340	447	1,650	2,747	2,438	792	14,764
Total		1,088	1,320	776	280	594	2,934	4,067	1,066	635	674	2,701	4,867	4,068	1,146	26,216