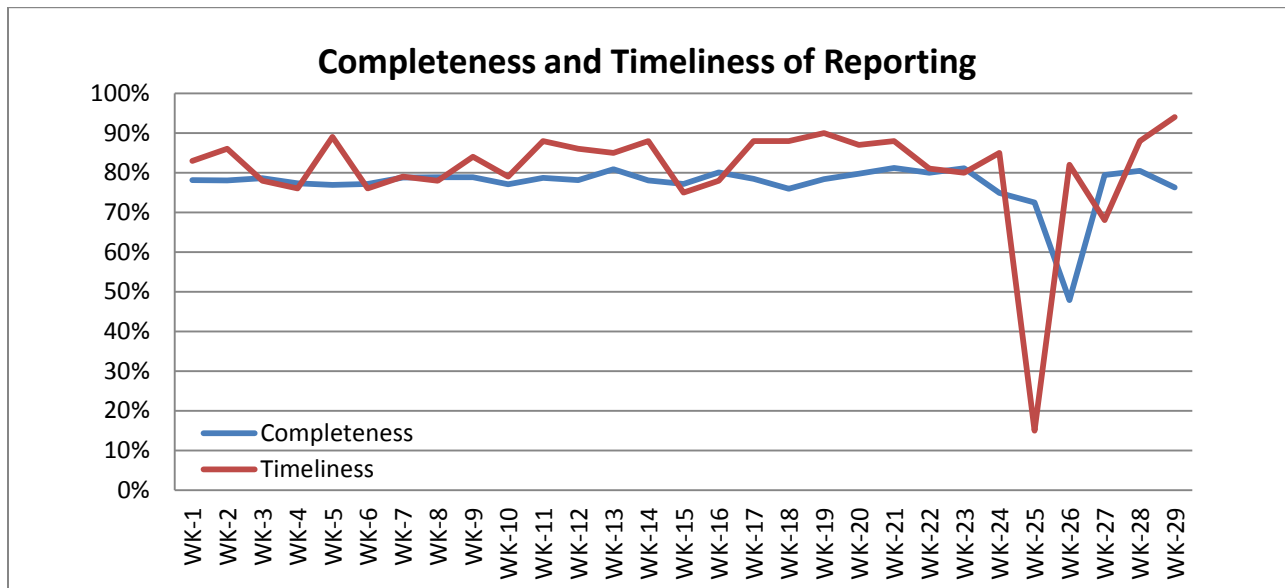


❖ Highlights:

- ❖ (11) AFP cases were reported during this week, (5) cases from Damascus, (1) case from each of Hama, Homs, Dar'a, Deir-ez-Zor, Rural Damascus.
- ❖ (34) Suspected Measles cases were reported during this week: from Rural Damascus (9) Ar-Raqqa (5), Damascus (6), and Hama (5).

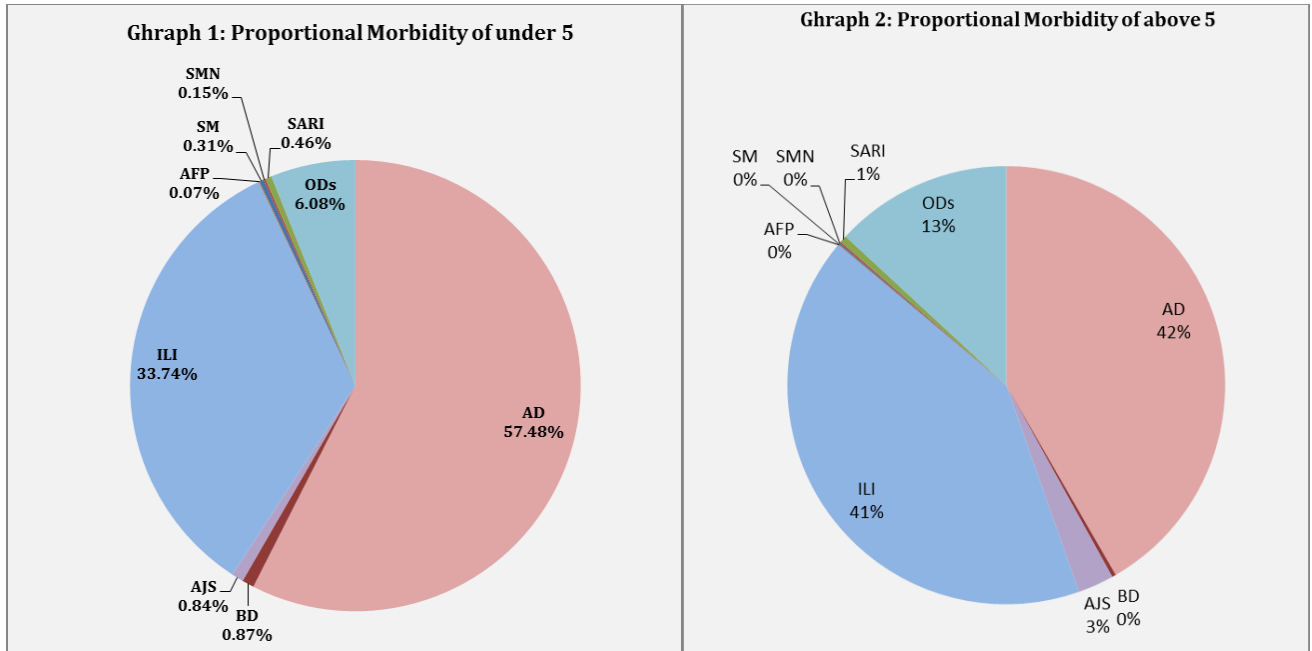
❖ Completeness & Timeliness of Reporting

- ❖ The overall completeness of reporting was 76%, (863 out of total 1132 EWARS sentinel sites), (14) Governorates have reported this week; Timeliness of reporting was 94%.



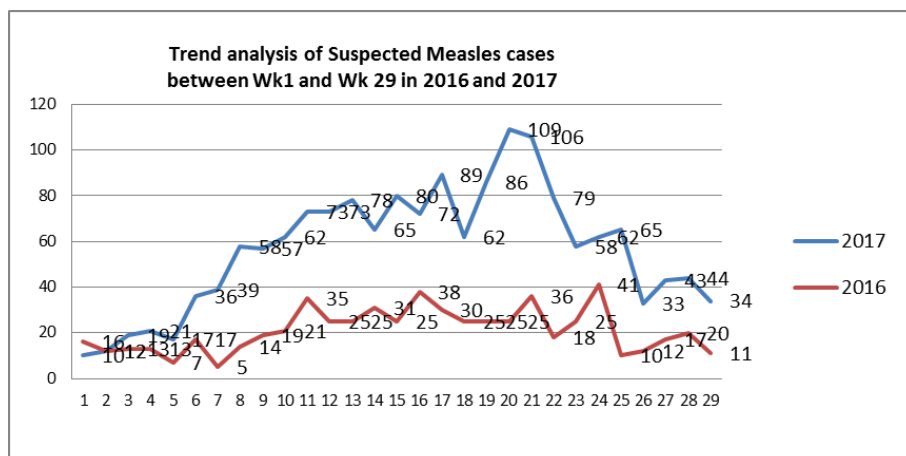
❖ The Morbidity Cases

- ❖ Out of the 308, 402 total consultations, a total of 18,148 EWARS notifiable cases were reported; of which 6,956 cases were Influenza like Illness (32.6%), 8,726 cases were Acute Diarrhoea (48%), 348 cases of AJS, 92 cases of Sever Acute Respiratory Infection, 65 cases of Suspected Measles, 64 cases of Bloody Diarrhoea, 34 cases of Suspected Meningitis, and 10 cases of Acute Flaccid Paralysis.
- ❖ Graphs 1 and 2 below show the proportional morbidity among < 5 and ≥ 5 year age groups respectively.

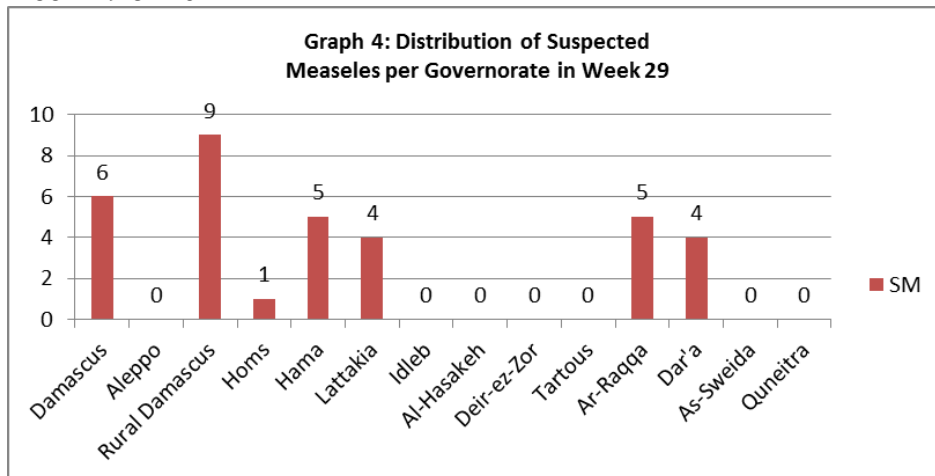


- ❖ AD constitutes (57.48%) among < 5 and (42%) among ≥ 5, while ILI constitutes (33.74%) of the cases among <5 and (41%) among ≥ 5.
- ❖ 50% of the cases were distributed among males, 59% of the cases were distributed among ≥5 age group. In total 1,862 cases were reported as “other diseases”. The most important diseases reported within this group were; 267 cases of Leishmaniasis (most of which were reported from Idleb 25%, Hama 44%), 213 cases of Typhoid (most of which were reported from Deir-Ez-Zor 17%, Homs 19%, and Aleppo), 244 cases of Brucellosis mostly from Rural Damascus governorate , 33 cases of Mumps, 15 cases of Pertussis, and 14 cases of TB.

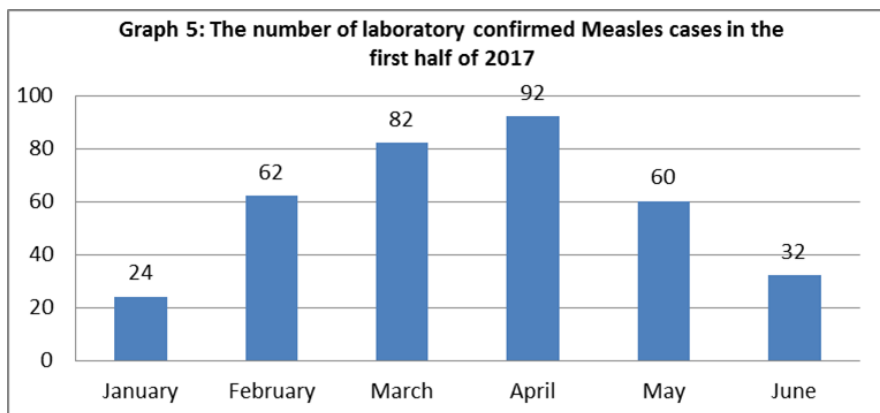
Graph 3 shows the trend analysis of suspected Measles cases reported between week 1 and week 29 of 2016 and 2017. It shows a decrease in reported SM cases.



Graph 4: shows the distribution of Suspected Measles cases per governorates reported during week 29 of 2017.



❖ **Graph 5** shows the accumulative number of laboratory confirmed Measles cases reported during the first half of 2017. It shows that the pick of measles cases was in April.



Graph 6: Shows the distribution of accumulative AFP cases between week 16 and week 29 of 2017.

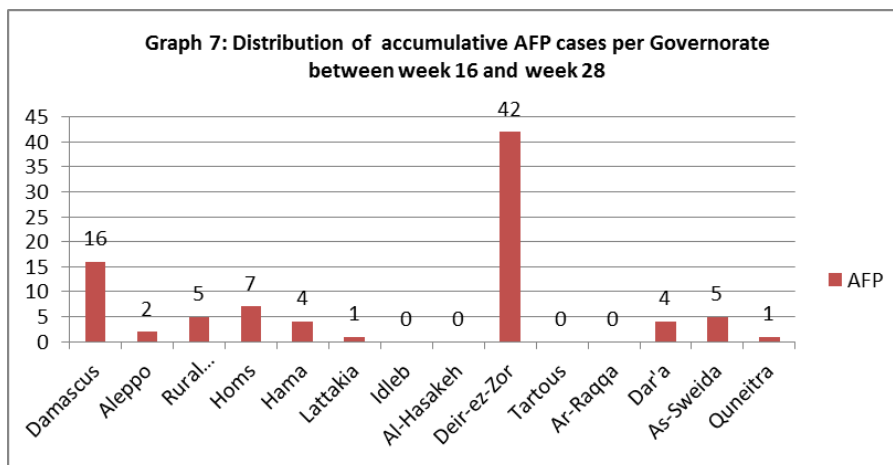


Table 1 shows a comparison between all notifiable cases in week 28 & week 29 in 2017.

Disease	Week 28	Week 29
AD	8,315	8,726
BD	61	96
AWD	0	3
AJS	428	348
ILI	7,160	6,956
AFP	10	10
SM	44	34
SMN	20	24
SARI	95	92
TYF	236	213
PER	31	15
LSH	501	267
BRU	212	244
TB	9	14
SCA	362	200
LIC	443	326
CHP	591	432
Others	99	118
Mum	18	33

❖ The Response

cVDPV2 outbreak response: The planned response activities are two immunization rounds in Deir-ez-Zor and Raqqa governorates. Deir-ez-Zor activities include the southern part of Al-Shadadi district in Al-Hasakeh governorate.

The first round vaccination in Deir-ez-Zor (22 -27 July) has begun through fixed vaccination site, and house to house visits. The 355 vaccination teams targeting children less than 5 years old with monovalent type-2 oral polio vaccine. WHO is monitoring vaccination team performance and provision of adequate quantities of frozen ice packs for vaccine storage and transportation, which is a challenge in the field in these days very high temperature. For Ar-Raqqa the vaccine was shipped from Damascus to Qamishly on 18 July heading to its final destination.

Table-2: Distribution of cases per age group, and by Governorate-week- 29, 2017:

Code	Age Group	Idleb	Hassaka	Raqqa	Sweida	Qunaitra	Lattakia	Aleppo	Hama	Homs	Daraa	Damascus	DierEzor	Rural Damascus	Tartous	Grand Total
AD	< 5	136	37	174	149	99	904	798	225	200	219	731	155	320	89	4236
	≥ 5	92	16	66	164	79	874	1037	190	165	187	884	126	402	208	4490
BD	< 5	0	2	5	5	0	3	30	0	0	8	3	6	2	0	64
	≥ 5	0	1	1	6	0	3	14	0	0	1	4	2	0	0	32
AWD	< 5	0	0	0	0	0	0	0	0	0	0	0	0	0	0	0
	≥ 5	0	0	0	0	0	0	0	0	0	0	0	0	0	0	0
AJS	< 5	2	0	3	1	0	5	18	10	1	2	5	5	10	0	62
	≥ 5	4	1	1	3	5	14	128	21	11	10	58	3	17	10	286
ILI	< 5	44	19	0	98	130	766	328	44	94	103	282	114	249	215	2486
	≥ 5	41	17	0	102	285	1187	496	33	137	241	668	98	649	516	4470
AFP	< 5	0	0	0	0	0	0	0	1	0	1	2	0	1	0	5
	≥ 5	0	0	0	0	0	0	0	0	1	0	3	1	0	0	5
SM	< 5	0	0	4	0	0	3	0	4	0	2	6	0	4	0	23
	≥ 5	0	0	1	0	0	1	0	1	1	2	0	0	5	0	11
SMN	< 5	0	0	2	0	0	1	0	4	0	0	4	0	0	0	11
	≥ 5	1	0	1	0	0	1	3	5	0	0	2	0	0	0	13
SARI	< 5	0	0	8	6	0	3	0	7	0	0	9	0	1	0	34
	≥ 5	0	0	5	5	0	3	0	5	1	0	39	0	0	0	58
Other	< 5	110	7	44	9	16	7	66	21	47	10	35	31	35	10	448
	≥ 5	132	20	27	17	29	54	313	209	164	48	106	94	150	51	1414
Total Sum of < 5		292	65	240	268	245	1692	1240	316	342	345	1077	311	622	314	7369
Total Sum of ≥ 5		270	55	102	297	398	2137	1991	464	480	489	1764	324	1223	785	10779