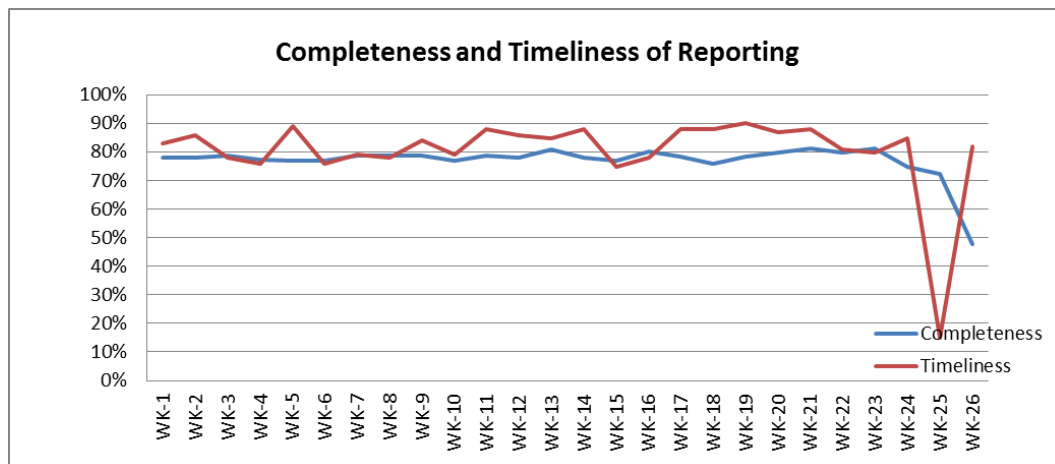


❖ Highlights:

- ❖ (2) AFP cases were reported during this week, the two cases are from Deir-ez-Zor
- ❖ (33) Suspected Measles cases were reported during this week: from Deir-ez-Zor (12), Ar-Raqqa (7), and Damascus (5).

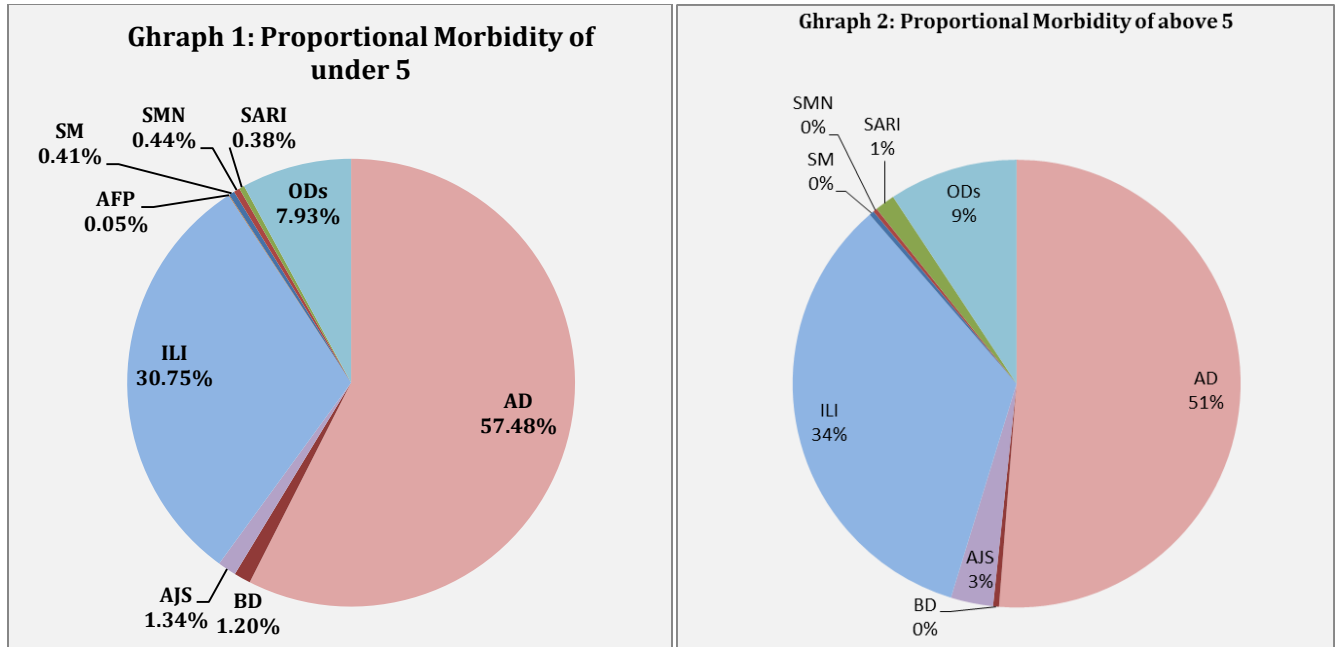
❖ Completeness& Timeliness of Reporting

- ❖ The overall completeness of reporting was 48% due to the holiday of Eid Al-fiter, (542 out of total 1132 EWARS sentinel sites), (14) Governorates have reported this week; Timeliness of reporting was 82%.



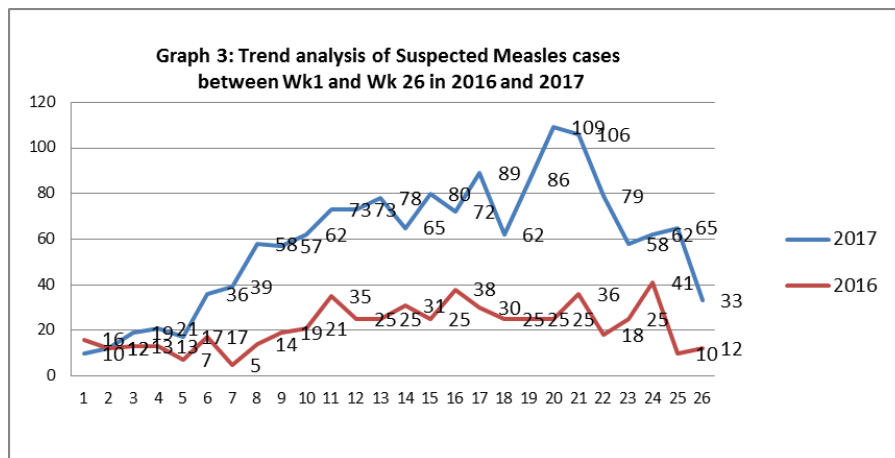
❖ The Morbidity Cases

- ❖ Out of the 64,694 total consultations, a total of 8, 829 EWARS notifiable cases were reported; of which 2,877 cases were Influenza like Illness (32,59%), 4,753 cases were Acute Diarrhoea (53,83%), 207 cases of AJS, 89 cases of Sever Acute Respiratory Infection, 33 cases of Suspected Measles, 66 cases of Bloody Diarrhoea, 31 cases of Suspected Meningitis, and 2 cases of Acute Flaccid Paralysis.
- ❖ Graphs 1 and 2 below show the proportional morbidity among < 5 and ≥ 5 year age groups respectively.

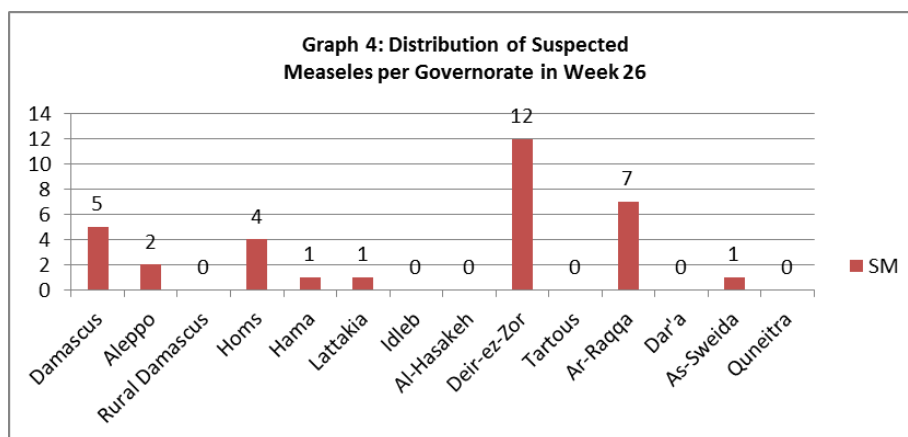


- ❖ AD constitutes (57.48%) among < 5 and (51%) among ≥ 5 , while ILI constitutes (30.75%) of the cases among <5 and (34%) among ≥ 5 .
- ❖ 53,5% of the cases were distributed among males, 58.6% of the cases were distributed among ≥ 5 age group. In total 771 cases were reported as "other diseases". The most important diseases reported within this group were; 95 cases of Leishmaniasis (most of which were reported from Idleb 54%, 94 cases of Typhoid (most of which were reported from Deir-Ez-Zor 73%, and Rural Damascus 13%), 44 cases of Brucellosis, 18 cases of Mumps, and 29 cases of Pertussis.

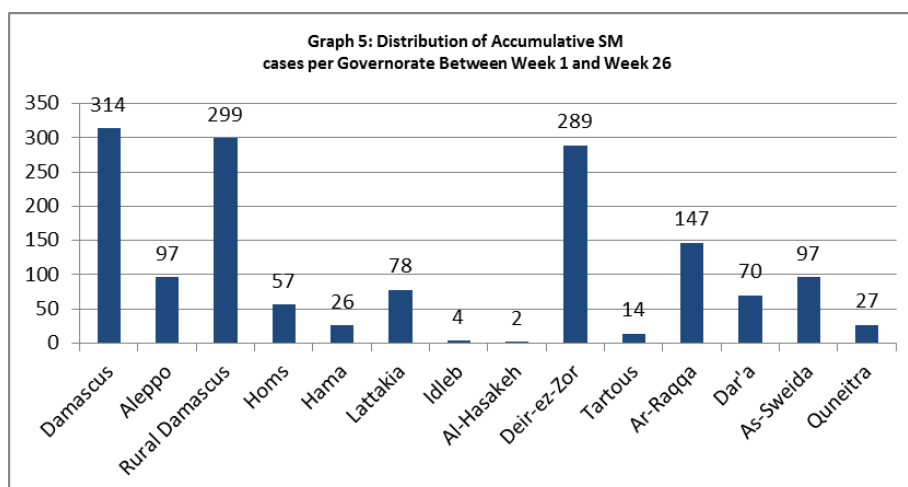
Graph 3 shows the trend analysis of suspected Measles cases reported between week 1 and week 26 of 2016 and 2017. It shows a decrease in reported SM cases.



Graph 4: shows the distribution of Suspected Measles cases per governorates reported during week 26 of 2017.



Graph 5: Shows the distribution of accumulative SM cases per Governorates Between week 1 and week 26 of 2017.



Graph 6: Shows the distribution of accumulative AFP cases between week 16 and week 26 of 2017.

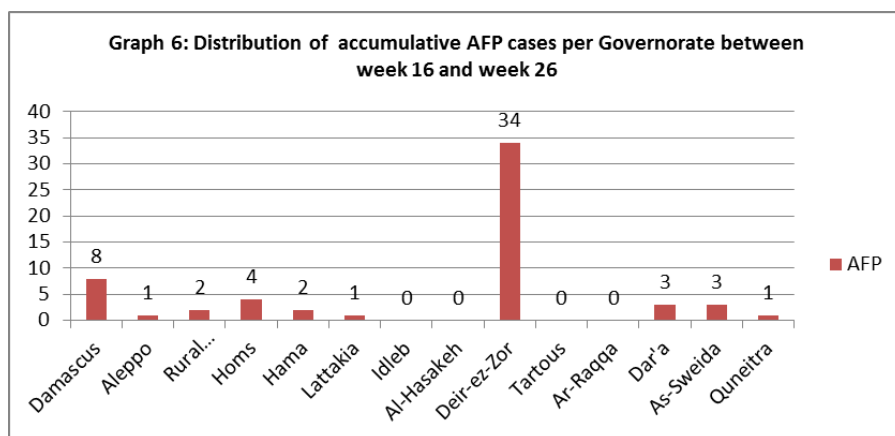


Table 1 shows a comparison between all notifiable cases in week 25 & week 26 in 2017.

Table 1: Comparison between reported cases between week 25 and week 26		
Disease	Week 25	Week 26
AD	5,760	4,753
BD	64	66
AWD	0	0
AJS	212	207
ILI	5,607	2,877
AFP	7	2
SM	65	33
SMN	45	31
SARI	59	89
TYF	129	94
PER	58	29
LSH	312	95
BRU	166	44
TB	4	0
CHP	362	184
SCA	255	141
LIC	403	109
Others	95	57
Mum	17	18

❖ The Response

cVDPV2 response: The planned response of the two immunization rounds are planned for early July and August targeting children <5 years in Deir-ez-Zor governorate and in the southern part of Al-Shadadi district in Al-Hasakeh governorate. The first round vaccination of mOPV2 will target 328,000 children in Deir-ez-Zor, and 22,000 in Al-Shadadi.

There are 5 vaccine distribution centers with adequate cold chain in Bokamal, Hajien, Husienieh, Mayadeen, and Sor. These centers will distribute vaccine to all supervisors and collect empty vials on a daily basis. The micro plan includes a total of 355 vaccination teams and 61 supervisors are on standby for this activity. Campaign strategy is house to house in the affected villages and fixed posts in other areas.

Table-2: Distribution of cases per age group, and by Governorate-week- 26, 2017:

Code	Age Group	Idleb	Hassaka	Raqqa	Sweida	Qunaitra	Lattakia	Aleppo	Hama	Homs	Daraa	Damascus	DierEzor	Rural Damascus	Tartous	Grand Total	
AD	<5	63	10	176	170	49	202	394	140	53	143	261	289	119	32	2101	4,753
	≥5	51	4	32	190	43	325	611	88	104	192	488	260	146	118	2652	
BD	<5	0	6	13	10	0	0	1	1	0	0	3	10	0	0	44	66
	≥5	0	1	1	13	0	2	0	0	0	4	1	0	0	0	22	
AWD	<5	0	0	0	0	0	0	0	0	0	0	0	0	0	0	0	0
	≥5	0	0	0	0	0	0	0	0	0	0	0	0	0	0	0	
AJS	<5	0	0	10	1	1	4	5	2	0	1	8	12	5	0	49	207
	≥5	0	0	8	5	1	4	30	11	6	3	63	9	11	7	158	
ILI	<5	8	0	5	51	41	166	105	29	14	38	263	254	134	16	1124	2,877
	≥5	3	0	3	71	45	259	108	32	34	111	502	224	258	103	1753	
AFP	<5	0	0	0	0	0	0	0	0	0	0	0	2	0	0	2	2
	≥5	0	0	0	0	0	0	0	0	0	0	0	0	0	0	0	
SM	<5	0	0	6	0	0	1	1	0	1	0	1	5	0	0	15	33
	≥5	0	0	1	1	0	0	1	1	3	0	4	7	0	0	18	
SMN	<5	0	0	3	1	0	2	0	4	1	0	5	0	0	0	16	31
	≥5	0	1	0	0	0	1	0	9	0	0	4	0	0	0	15	
SARI	<5	0	0	3	0	0	0	0	3	0	0	7	1	0	0	14	89
	≥5	0	0	4	17	0	7	0	5	0	0	39	2	1	0	75	
Other	<5	126	11	40	1	0	0	20	0	9	7	0	65	11	0	290	771
	≥5	64	22	40	4	8	5	127	11	17	13	2	137	30	1	481	
Total Sum of <5		197	27	256	234	91	375	526	179	78	189	548	638	269	48	3655	8,829
Total Sum of ≥5		118	28	89	301	97	603	877	157	164	323	1103	639	446	229	5174	
Total		315	55	345	535	188	978	1403	336	242	512	1651	1277	715	277		8,829