

Highlights:

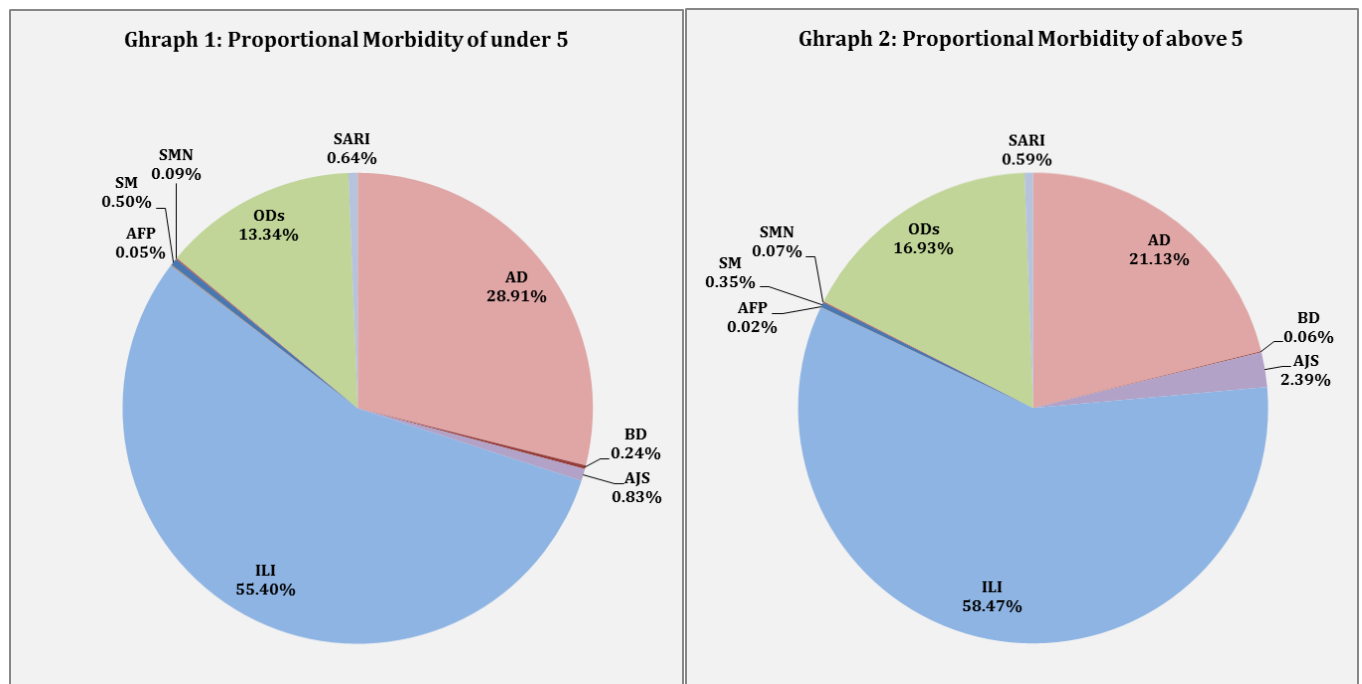
- ❖ (6) AFP cases were detected in Damascus (1), Hama (1), Homs (1), Lattakia (1), and Aleppo (2).
- ❖ (80) Suspected Measles cases were reported during this week from Rural Damascus (22), Sweida (14), Al-Raqqa (11), Aleppo (11), and Damascus (11).

❖ Completeness & Timeliness of Reporting

- ❖ The overall completeness of reporting is 77%, (864 out of total 1122 EWARS sentinel sites), (14) Governorates have reported this week. Timeliness of reporting is 75% due to internet interruption.

❖ The Morbidity Cases

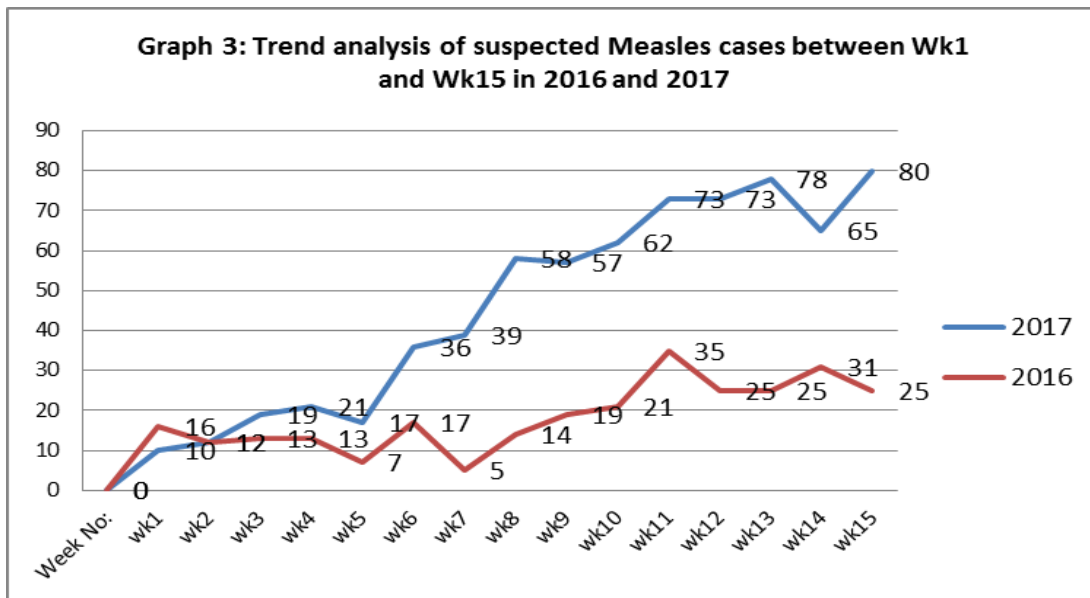
- ❖ Out of the 191,454 total consultations, a total of 19,400 EWARS notifiable cases are reported; of which 11,092 cases were Influenza like Illness (57%), 4,751 cases were Acute Diarrhoea (24%), 336 cases of AJS, 118 cases of Sever Acute Respiratory Infection, 80 cases of Suspected Measles, 27 cases of Bloody Diarrhoea, 15 cases of Suspected Meningitis, and 6 cases of Acute Flaccid Paralysis.
- ❖ Graphs 1 and 2 below show the proportional morbidity among < 5 and ≥ 5 year age groups respectively.



- ❖ AD constitutes (28.91%) among < 5 and (21.13 %) among ≥ 5, while ILI constitutes (55.40%) of the cases among <5 and (58.47) among ≥ 5.
- ❖ 50.2% of the cases were distributed among males, 58% of the cases were distributed among ≥5 age group.

In total 2,991 cases were reported as “other diseases”. The most important diseases reported within this group were; 477 cases of Leishmaniasis (most of which were reported from Idleb 39%, Hama 37%, Aleppo 12%), 145 cases of Typhoid (most of which were reported from DierEzor 56%, and Rural Damascus 23%), 100 cases of Brucellosis, 25 cases of Pertussis, and 13 cases of TB.

Graph 3 shows the trend analysis of suspected Measles cases reported between week 1 and week 15 of 2016 and 2017. It shows slight increase in reported SM cases this week.



Graph 4 shows comparison in the number of Suspected Measles cases per governorates reported during week 15 of 2017.

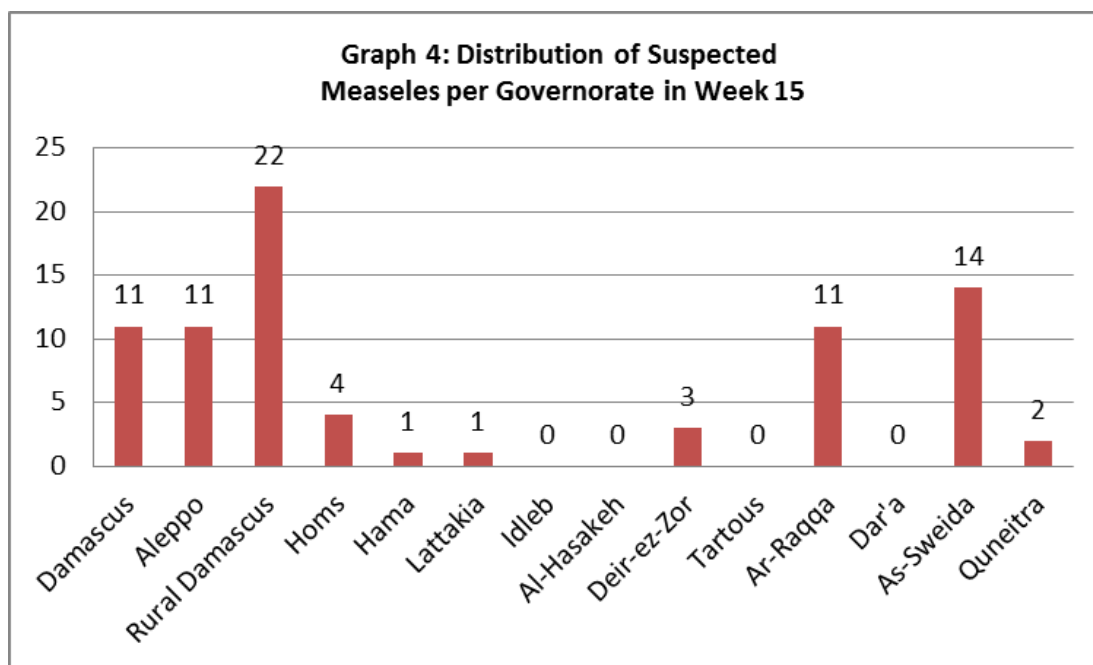


Table 1 shows a comparison between reported cases in week 14 & week 15.

Table 1: comparison between reported cases in week 14 and week 15 in 2017.

Disease	Week 14	Week 15
AD	4,954	4,735
BD	38	27
AWD	0	0
AJS	378	336
ILI	11,533	11,092
AFP	5	6
SM	65	80
SMN	10	15
SARI	116	118
TYF	221	145
PER	17	25
LSH	475	477
BRU	157	100
TB	16	13
SCA	514	574
LIC	712	899
CHP	346	345

❖ The Response

Acute flaccid paralysis: Stool samples were collected from AFP cases and sent to the reference lab in Damascus. Laboratory test for AFP cases detected in previous weeks showed negative results for Polio. The annualized AFP rate up to week 15 is 4.

Suspected Measles cases: Measles investigation forms were filled and blood samples were collected from some suspected cases to be sent to the reference lab in Damascus. A national vaccination campaign will be implemented during May targeting children under 5 years old.

Table-2: Distribution of cases per age group, and by Governorate-week- 15, 2017:

Code	age group	Idleb	Hassaka	Raqqa	Sweida	Qunaitra	Lattakia	Aleppo	Hama	Homs	Daraa	Damascus	DierEzor	Rural Damascus	Tartous	Grand Total
AD	< 5	184	14	64	70	29	218	369	86	99	130	540	376	148	37	2364
	≥ 5	147	3	27	107	46	268	277	86	81	104	618	334	210	63	2371
BD	< 5	0	0	0	4	0	1	0	0	0	2	0	10	3	0	20
	≥ 5	0	0	0	3	0	0	1	0	0	2	1	0	0	0	7
AWD	< 5	0	0	0	0	0	0	0	0	0	0	0	0	0	0	0
	≥ 5	0	0	0	0	0	0	0	0	0	0	0	0	0	0	0
AJS	< 5	19	0	2	0	0	2	25	2	1	1	7	7	2	0	68
	≥ 5	18	0	1	5	3	22	86	22	4	5	70	16	10	6	268
ILI	< 5	23	20	6	209	131	908	756	113	189	265	567	628	379	337	4531
	≥ 5	21	26	5	417	336	1277	815	94	280	391	746	569	966	618	6561
AFP	< 5	0	0	0	0	0	1	1	1	0	0	1	0	0	0	4
	≥ 5	0	0	0	0	0	0	1	0	1	0	0	0	0	0	2
SM	< 5	0	0	10	4	0	1	6	0	1	0	9	3	7	0	41
	≥ 5	0	0	1	10	2	0	5	1	3	0	2	0	15	0	39
SMN	< 5	0	0	0	0	0	1	0	3	0	0	3	0	0	0	7
	≥ 5	0	0	0	0	0	0	0	4	0	0	4	0	0	0	8
SARI	< 5	0	0	1	3	0	5	0	22	0	0	20	1	0	0	52
	≥ 5	0	0	0	36	0	9	1	8	2	0	9	1	0	0	66
Others	< 5	299	0	23	14	46	14	118	298	52	20	27	128	48	4	1091
	≥ 5	259	4	35	167	60	74	334	408	123	31	81	183	131	10	1900
Total Sum of < 5		525	34	106	304	206	1151	1275	525	342	418	1174	1153	587	378	8178
Total Sum of ≥ 5		445	33	69	745	447	1650	1520	623	494	533	1531	1103	1332	697	11222
Total		970	67	175	1049	653	2801	2795	1148	836	951	2705	2256	1919	1075	19400