

#### ❖ Highlights:

- ❖ During this week 2 AFP case was reported from Damascus.
- ❖ 16 Suspected Measles cases were reported during this week; mostly from Ar-Raqqa 5 cases, Damascus 3 cases, Lattakia 3 cases.

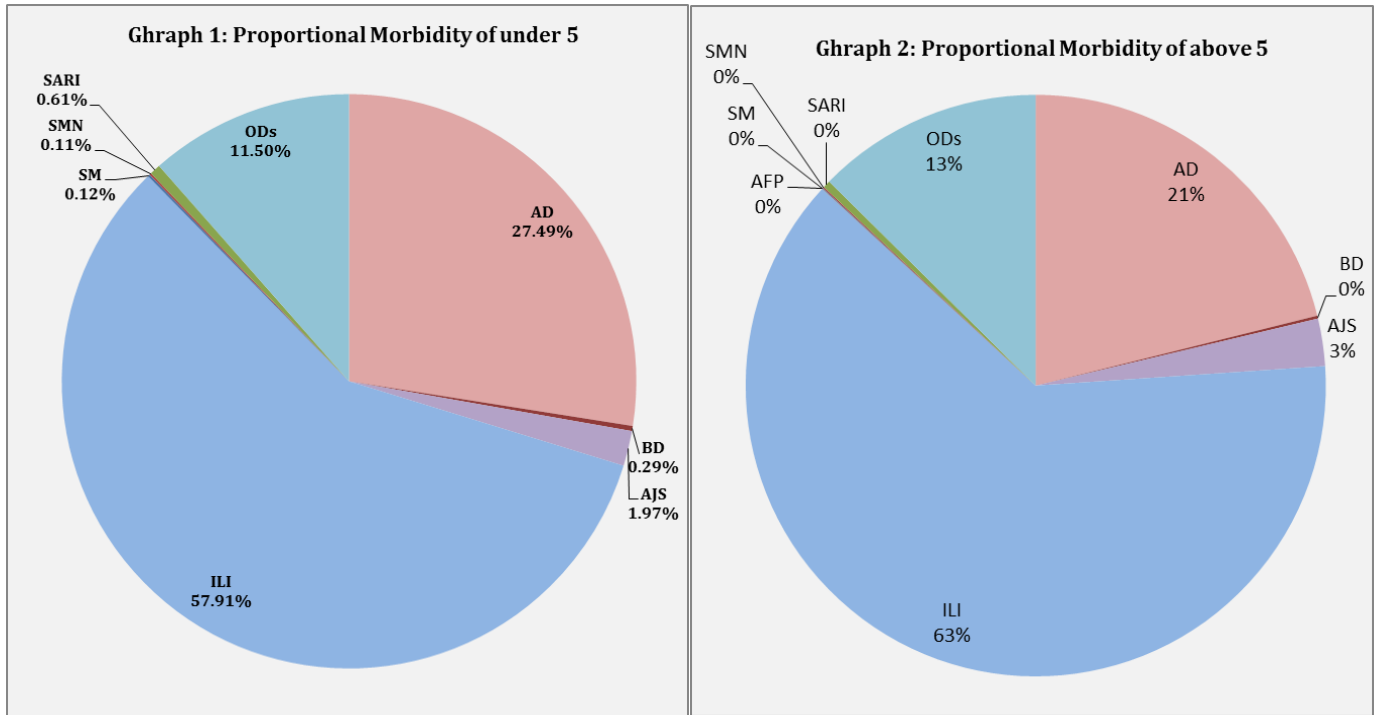
#### ❖ Completeness & Timeliness of Reporting

- ❖ The overall completeness of reporting was 82%; (947 out of total 1148 EWARS sentinel sites). (14) Governorates have reported this week. Timeliness of reporting was 91%.

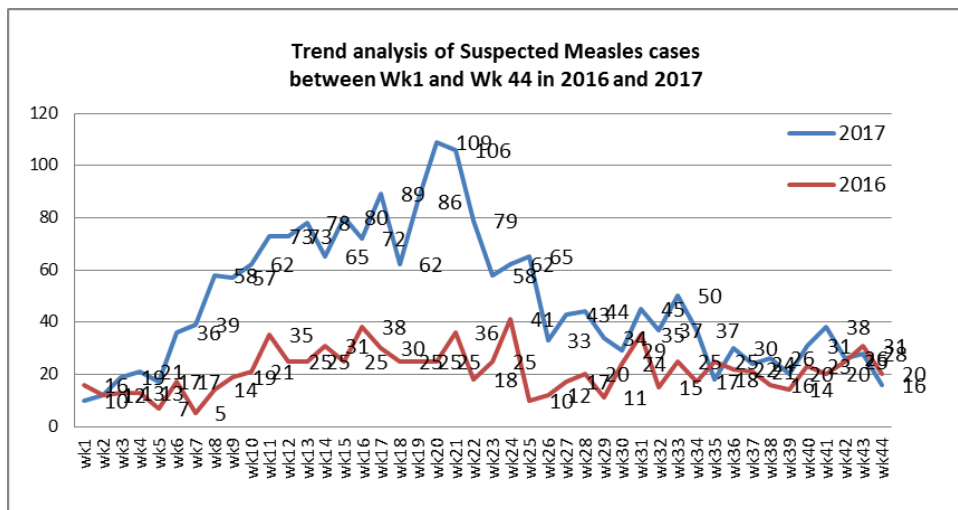


#### ❖ The Morbidity Cases

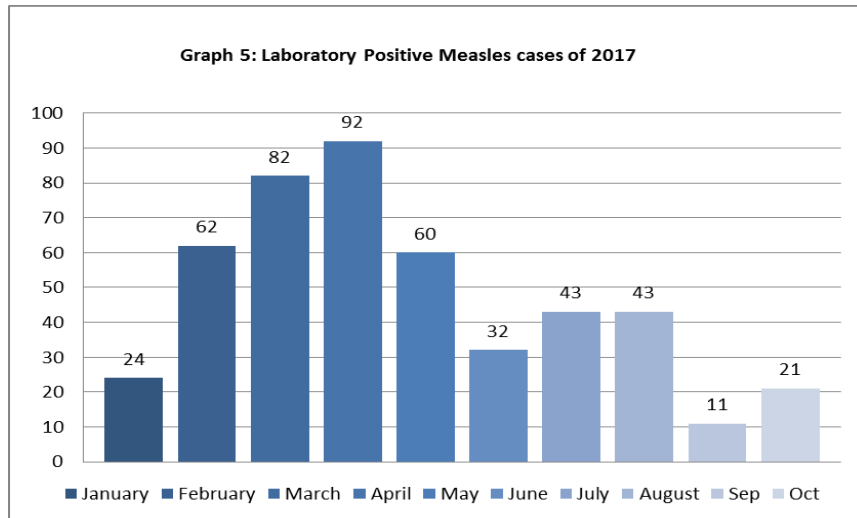
- ❖ Out of the 209,612 total consultations, a total of 20,917 EWARS notifiable cases were reported; of which 4,998 cases were Acute Diarrhoea (24%), 12,704 cases were Influenza like Illness (61%), 491 cases of AJS, 104 cases of Sever Acute Respiratory Infection, 45 cases of Bloody Diarrhoea, 16 cases of Suspected Measles, 19 cases of Suspected Meningitis, and 2 cases of Acute Flaccid Paralysis.
- ❖ Graphs 1 and 2 below show the proportional morbidity among < 5 and ≥ 5 year age groups respectively.



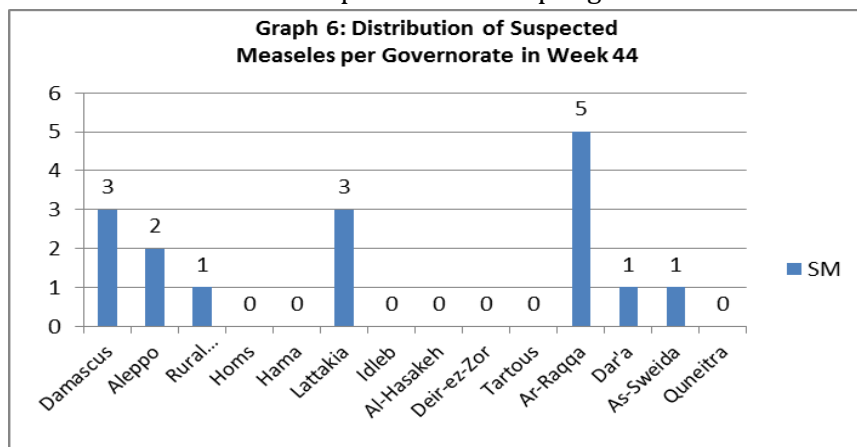
- ❖ AD constitutes (27.49%) among < 5 and (21%) among ≥ 5, while ILI constitutes (57.91%) of the cases among <5 and (63%) among ≥ 5.
- ❖ 52% of the cases were distributed among males. 57% of the cases were distributed among ≥5 age group.
- ❖ In total 2,538 cases were reported as “other diseases”. The most important diseases reported within this group were; 453 cases of Leishmaniasis, 130 cases of Typhoid, 93 cases of Brucellosis, 43 cases of Pertussis, 17 cases of Mumps, and 8 cases of TB.
- ❖ **Graph 4** shows the trend analysis of suspected Measles cases reported between week 1 and week 44 of 2016 and 2017.



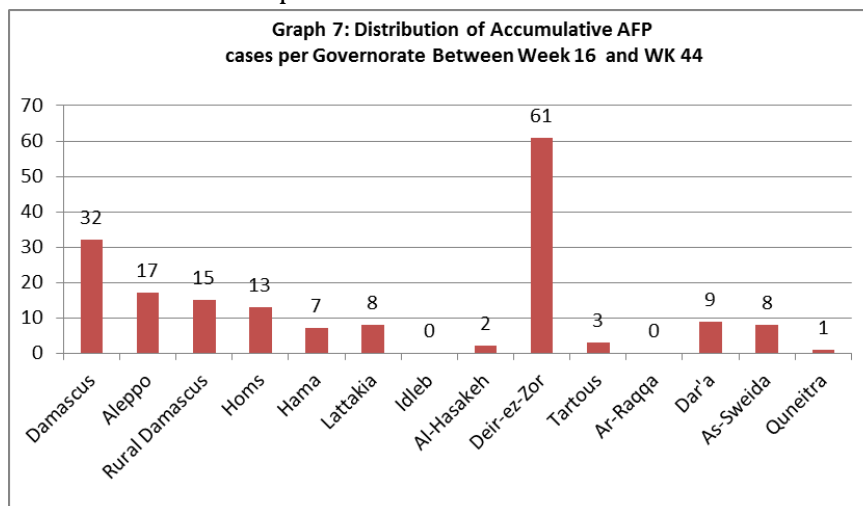
❖ **Graph 5** shows the number of laboratory confirmed Measles cases reported till Oct 2017. It shows that the peak of measles cases was in April.



❖ **Graph 6:** Shows the distribution of Suspected Measles per governorate in week 44.



❖ **Graph 7:** Shows the distribution of accumulative AFP cases between week 16 and week 44 of 2017. It shows that most AFP cases were reported from Deir-ez-Zor.



**Table 1** shows a comparison between all notifiable cases in week 43 & week 44 in 2017.

Disease	Week 43	Week 44
AD	7,196	4,998
BD	102	45
AWD	0	0
AJS	715	491
ILI	15,263	12,704
AFP	5	2
SM	28	16
SMN	24	19
SARI	101	104
TYF	205	130
PER	64	43
LSH	795	453
BRU	140	93
TB	16	8
SCA	335	219
LIC	807	558
CHP	1522	881
Others	121	136
Mum	34	17

❖ **Disease surveillance & Response**

**cVDPV2 outbreak response:**

Two immunization rounds have now been completed in Deir-ez-Zor and Ar-Raqqa. MoH by collaboration with WHO has strengthened surveillance for other governorates. WHO is supporting the establishment of environmental surveillance in country by end of 2017.

**Polio Campaign:**

More than 2.1 million children under five years old were vaccinated with bOPV in the National Immunization Days that took place between 8-12 October 2017. Sub national polio campaign was conducted from 19 to 23 November 2017. The campaign targeted HTRs and besieged areas in all governorates except Idleb.

**Table-2: Distribution of cases per age group, and by Governorate-week- 44, 2017:**

Code	Age Group	Idleb	Hassaka	Raqqa	Sweida	Qunaitra	Lattakia	Aleppo	Hama	Homs	Daraa	Damascus	DierEzor	Rural Damascus	Tartous	Grand Total
AD	< 5	214	40	407	75	74	167	331	158	106	125	442	79	215	63	2496
	≥ 5	150	9	134	67	85	321	425	133	92	114	537	78	234	123	2502
BD	< 5	0	0	10	5	1	1	2	0	0	3	2	2	0	0	26
	≥ 5	0	1	4	0	2	4	2	0	0	3	3	0	0	0	19
AWD	< 5	0	0	0	0	0	0	0	0	0	0	0	0	0	0	0
	≥ 5	0	0	0	0	0	0	0	0	0	0	0	0	0	0	0
AJS	< 5	4	0	86	1	3	1	39	11	3	6	8	10	5	2	179
	≥ 5	0	0	47	3	3	22	115	24	19	11	28	18	17	5	312
ILI	< 5	6	96	0	165	343	1269	719	313	204	258	509	322	681	373	5258
	≥ 5	2	51	0	260	824	1317	891	167	225	476	739	359	1072	1063	7446
AFP	< 5	0	0	0	0	0	0	0	0	0	0	0	0	0	0	0
	≥ 5	0	0	0	0	0	0	0	0	0	0	2	0	0	0	2
SM	< 5	0	0	4	1	0	2	2	0	0	0	2	0	0	0	11
	≥ 5	0	0	1	0	0	1	0	0	0	1	1	0	1	0	5
SMN	< 5	0	0	4	1	0	0	1	2	0	0	1	0	0	1	10
	≥ 5	0	0	3	0	0	1	0	3	0	0	0	0	0	2	9
SARI	< 5	0	0	8	2	0	6	2	28	0	0	9	0	0	0	55
	≥ 5	0	0	8	5	0	18	0	13	0	0	5	0	0	0	49
Other	< 5	565	0	57	5	43	64	118	21	76	8	22	23	33	9	1044
	≥ 5	301	5	50	12	44	129	299	134	253	36	44	71	90	26	1494
Total Sum of < 5		789	136	576	255	464	1510	1214	533	389	400	995	436	934	448	9079
Total Sum of ≥ 5		453	66	247	347	958	1813	1732	474	589	641	1359	526	1414	1219	11838
Total		1242	202	823	602	1422	3323	2946	1007	978	1041	2354	962	2348	1667	20,917