

Highlights

- A total of 139,444 consultations were recorded in all the 14 governorates
- The leading causes of morbidity among all age groups were Acute Diarrhea 5,118 (54.87%) and Influenza Like Illness 2,576 (27.62%).
- A total of 148 suspected COVID-19 cases were reported by EWARS system, Most of the cases were reported from Aleppo (33), Homs (28) and Hama (16)
- MoH reported 38 confirmed cases of COVID-19, the cumulative number of COVID-19 confirmed cases is 25,865
- 6 suspected measles cases in Idleb (3) Hama (2) Aleppo (1)

Performance Indicators

- A total of 774 out of 1310 active reporting sites (59.08%) in all 14 governorates of Syria reported through EWARS, with 90.83% timeliness among those sites providing data during the week. **the decrease of completeness and timeliness is due to Eid Adha holidays** (Figure 1)

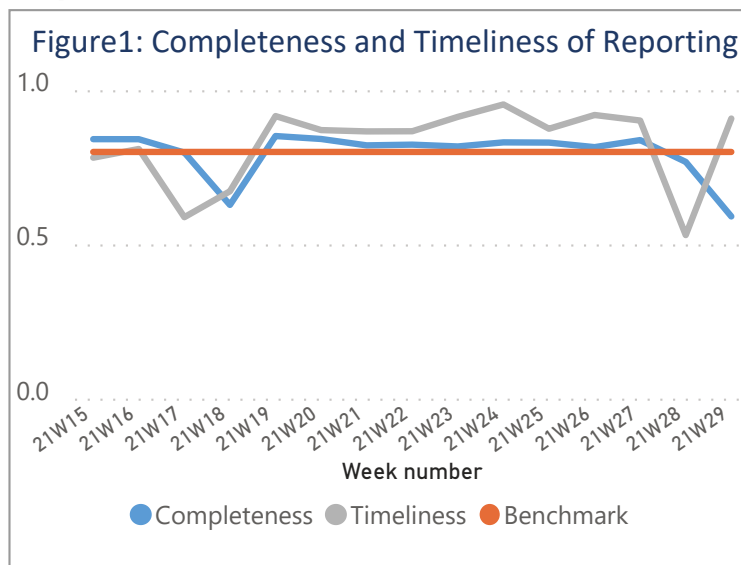
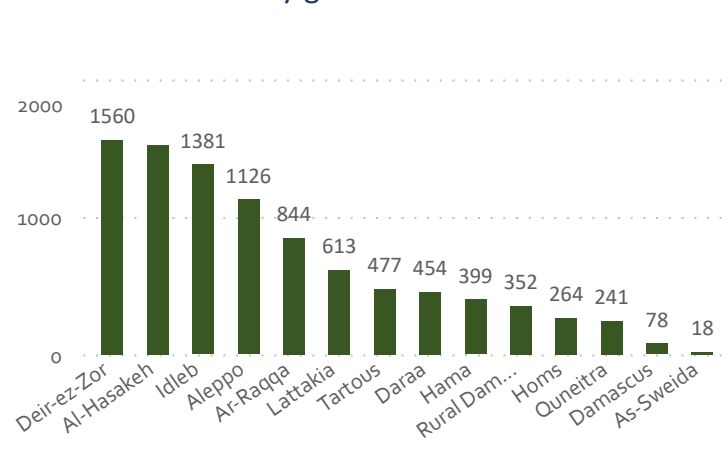


Figure 2: Number of reported cases through EWARS by governorate



Morbidity

- A total of 139,444 consultations were recorded in 774 health facilities in 14 governorates. Among them, 9,328 cases were EWARS notifiable health conditions (Figure 2)
- The leading causes of morbidity among all age groups were Acute Diarrhea 5,118 (54.87%) and Influenza Like Illness 2,576 (27.62%).
- Of the 9,328 total reported cases, 48.4% (4,515) were female, and 48.91% (4,562) were children under 5 years old
- Children under 5 years of age 27.6% of cases are ILI, and ILI representing 27.63% of the cases above 5 years during this reporting period (Figure 3)
- The proportional morbidity of ILI is 1.85% and the **downwards** trend was observed: -3.01% from the previous week (Figure 4)
- The proportional morbidity of AD is 3.67% and the **downwards** trend was observed: -1.5% from the previous week (Figure 4)

Figure 3: Proportional morbidity by age group

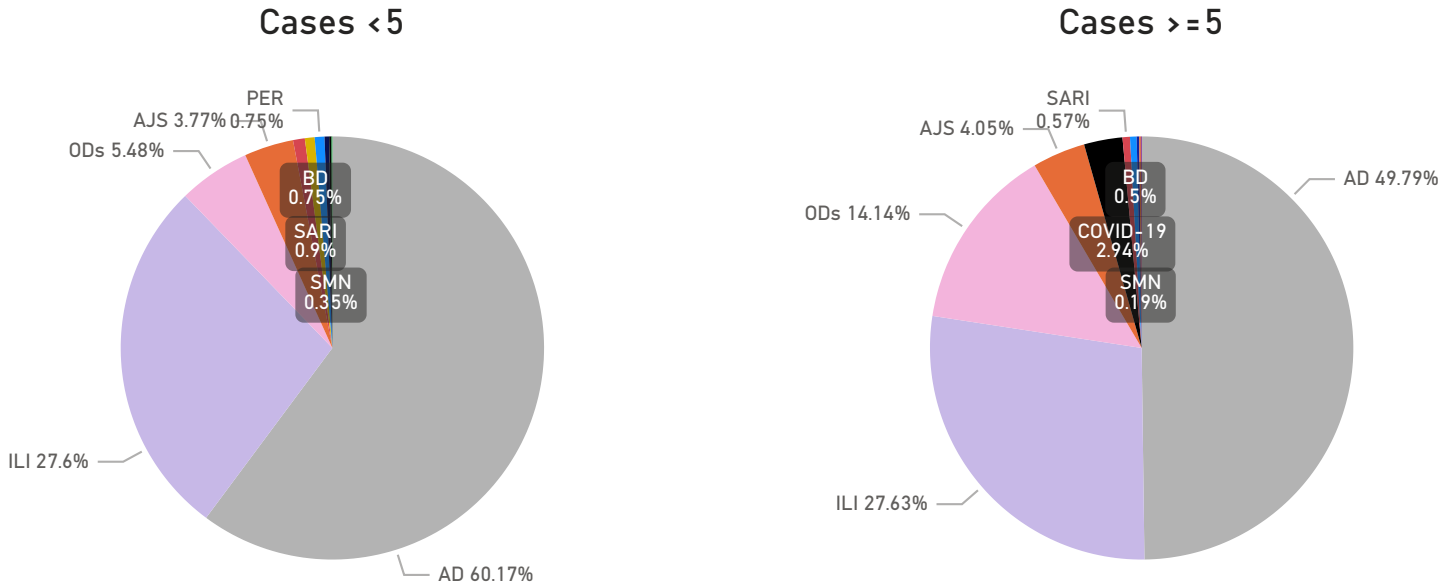
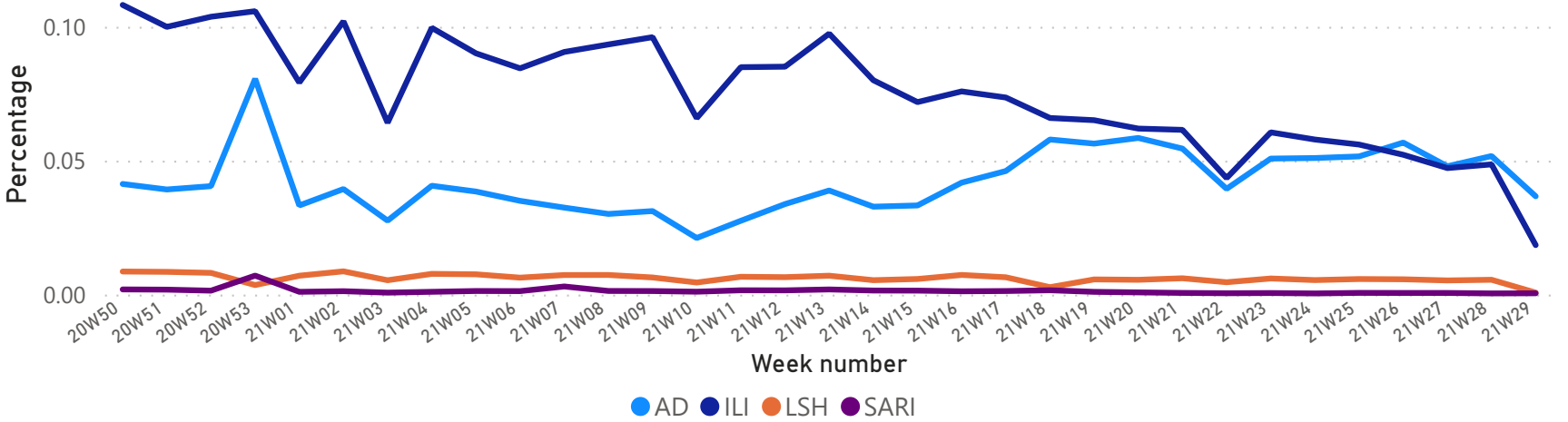


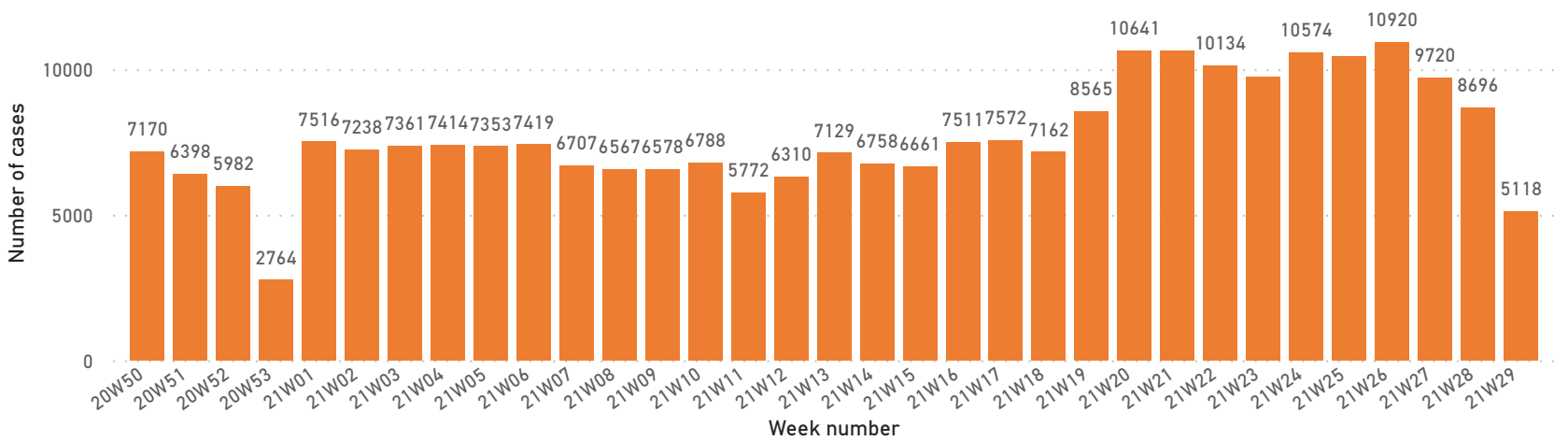
Figure 4: Proportion of Morbidity of top 4 diseases among the total consultation by week



1. Waterborne Diseases

- There was 0 case of acute watery diarrhea (AWD)
- A total of 5,118 AD cases were reported during this week

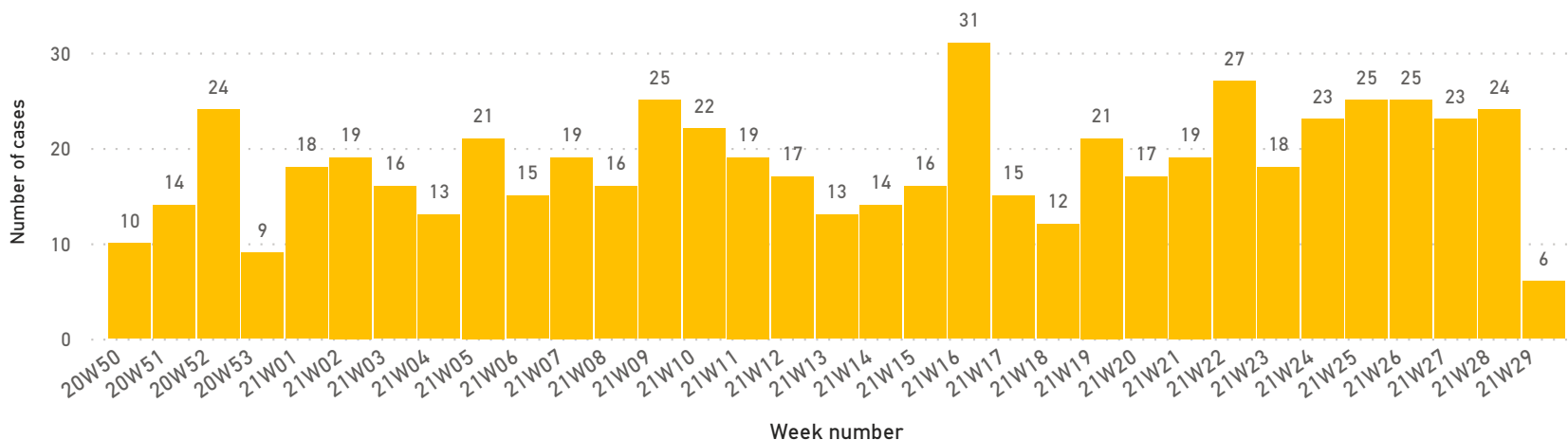
Figure 5: Number of acute diarrhea by week



2. Vaccine Preventable Diseases

- 0 cases of acute flaccid paralysis (AFP) were reported in this week
- Number of suspected measles in thre reporting week was (6) cases. Most cases were reported from Idleb (3) Hama (2) Aleppo (1).

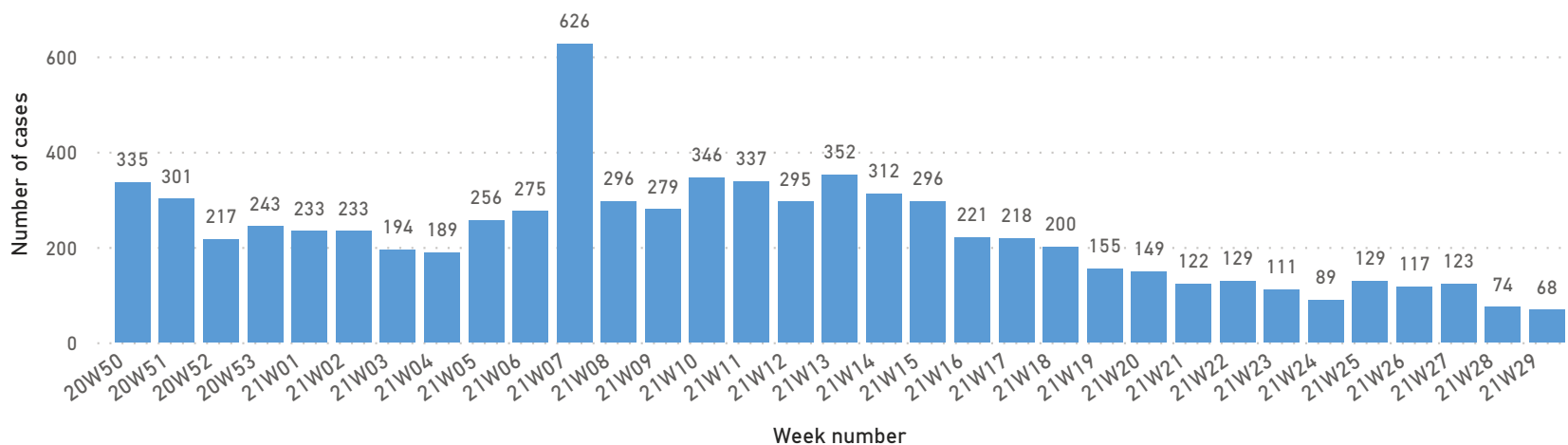
Figure 6: Suspected measles cases by week



3. Respiratory Diseases

- In total, 2,576 ILI cases were reported during week.
- In total, 68 SARI cases were reported, and the trend is shown in (Figure 7). Most of the cases were reported from Al-Hasakeh (29) Tartous (19) Hama (12) Aleppo (3) Ar-Raqqa (3) As-Sweida (2)

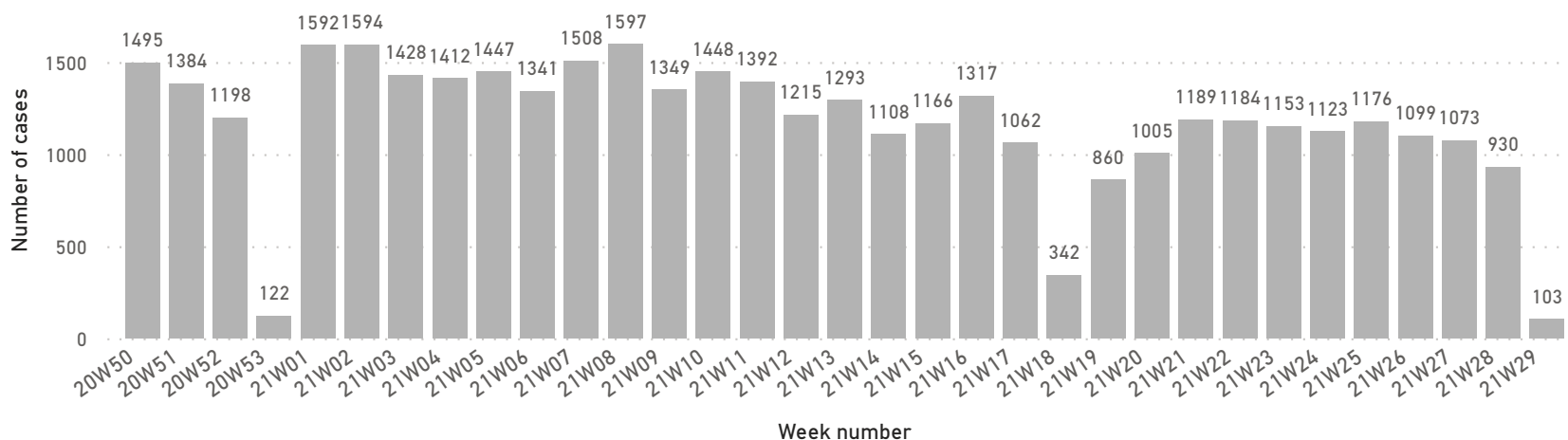
Figure 7: SARI cases by week



4. Other Diseases

- 924 cases were reported as "other diseases" through EWARS. The health conditions with the highest incidents were Typhoid Fever (209) Lice (196) and Others (134)
- During this week, most of suspected leishmaniasis cases were reported from Idleb (75) Al-Hasakeh (9) Aleppo (7)

Figure 8: Suspected Leishmaniasis cases by week



COVID-19

- As of 24 July 2021, a total of 25,865 confirmed cases – in 13 governorates, Damascus (5,708) (22.07%), Aleppo (4048) (15.65%), Lattakia (3,916) (15.14%), Homs (3,037) (11.74%), Rural Damascus (2,592) (10.02%), Tartous (1,860) (7.19%), Dar'a (1,336) (5.17%), As-Sweida (1,314) (5.08%), Hama (1,192) (4.61%), Quneitra (495) (1.91%), Deir-ez-Zor (234) (0.9%), Al-Hasakeh (109) (0.42%), Ar-Raqqa (24) (0.09%),
- Number of deaths related to COVID-19 is 1,905 in 11 governorates, CFR 7.4%
- A total of 148 suspected COVID-19 cases were reported by EWARS system, in this week. Most of cases were reported from Aleppo (33), Homs (28) and Hama (16)
- 1,899 cases are Still Active (7.34%), 22,050 cases are Recovered (85.25%), 1,916 cases are Deceased (7.41%),

Figure 9: Confirmed COVID-19 cases by outcome

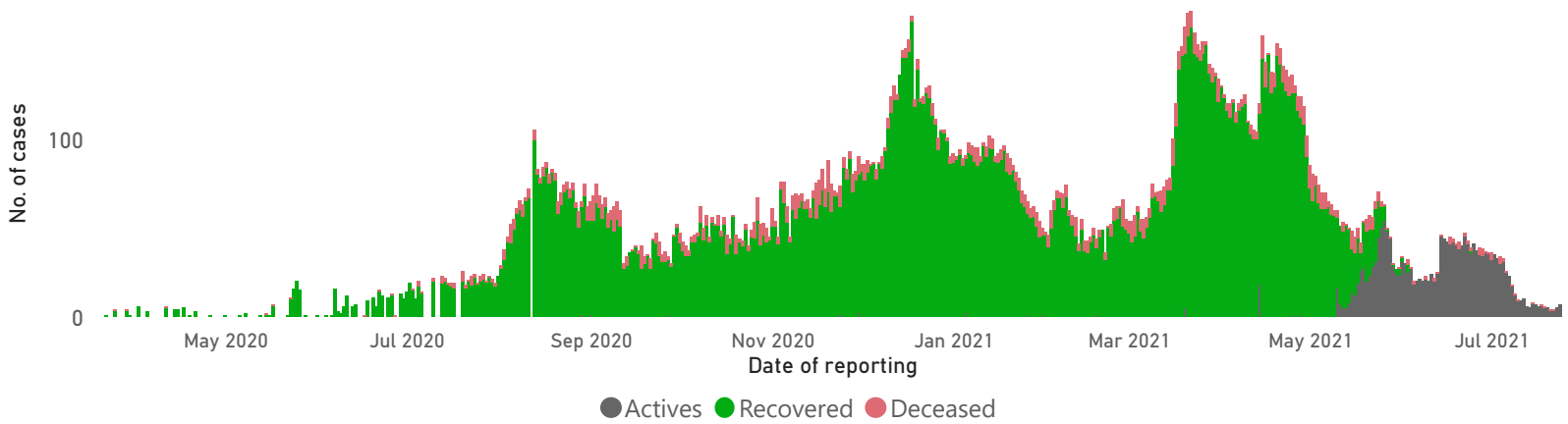
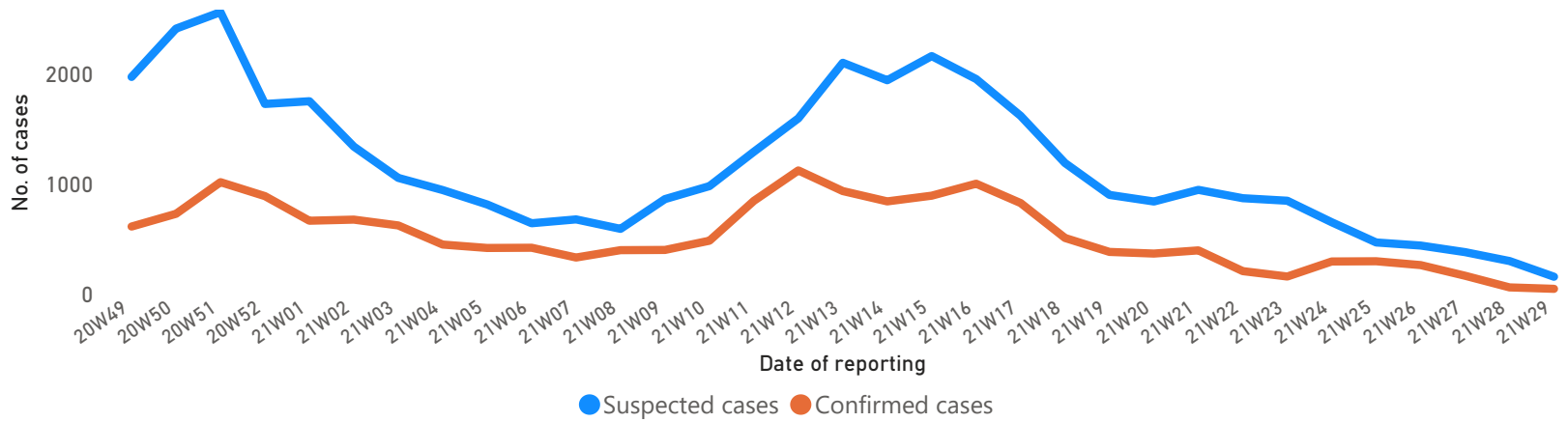


Figure 10: Suspected and confirmed COVID-19 cases by week



Comparison with Previous Week by Health

DiseaseName	21W26	21W27	21W28	21W29	Total
Acute bloody diarrhea	176	132	136	58	502
Acute Diarrhea	10,920	9,720	8,696	5,118	34,454
Acute Flaccid Paralysis	7	6	6	0	19
Acute Watery diarrhea (suspected cholera)	0	0	0	0	0
Brucellosis	403	356	390	79	1,228
chicken pox	214	191	144	70	619
COVID-19 Suspected	432	372	291	148	1,243
Influenza Like Illness	10,044	9,584	8,172	2,576	30,376
Leishmaniasis	1,099	1,073	930	103	3,205
Lice	753	608	628	196	2,185
Measles and Rubella	25	23	24	6	78
Meningitis	62	39	42	25	168
Mumps	87	67	78	36	268
Others	371	396	408	134	1,309
Pertussis	105	62	76	40	283
SARI	117	123	74	68	382
Scabis	343	248	257	96	944
Suspected Hepatitis (Jaundice)	577	458	552	365	1,952
Tuberculosis	30	35	38	1	104
Typhoid Fever	736	451	465	209	1,861
Total	26,501	23,944	21,407	9,328	81,180

Case Distribution by Age Group, and by Governorate

Week 2021 Week 29 (18 - 24 July 2021)

DiseaseGroup	Aleppo	Al-Hasakeh	Ar-Raqqa	As-Sweida	Damascus	Daraa	Deir-ez-Zor	Hama	Homs	Idleb	Lattakia	Quneitra	Rural Damascus	Tartous	Total
Priority Diseases	1,096	1,338	832	18	70	427	1,244	389	255	1,080	613	231	334	477	8,404
Suspected Hepatitis (Jaundice)	48	47	99	0	24	10	32	13	26	24	30	1	9	2	365
Less than 5 years	23	25	65	0	16	2	18	5	1	8	8	1	0	0	172
5 years or more	25	22	34	0	8	8	14	8	25	16	22	0	9	2	193
SARI	3	29	3	2	0	0	0	12	0	0	0	0	0	0	68
Less than 5 years	2	20	2	0	0	0	0	11	0	0	0	0	0	6	41
5 years or more	1	9	1	2	0	0	0	1	0	0	0	0	0	13	27
Pertussis	1	0	25	0	0	0	8	0	0	6	0	0	0	0	40
Less than 5 years	1	0	25	0	0	0	5	0	0	3	0	0	0	0	34
5 years or more	0	0	0		0	0	3	0	0	3	0		0	0	6
Meningitis	3	1	6	0	0	1	1	7	0	5	0	0	1	0	25
Less than 5 years	3	1	5	0	0	0	0	3	0	3	0	0	1	0	16
5 years or more	0	0	1	0	0	1	1	4	0	2	0	0	0	0	9
Measles and Rubella	1	0	0	0	0	0	0	2	0	3	0	0	0	0	6
Less than 5 years	1	0	0	0	0	0	0	2	0	0	0	0	0	0	3
5 years or more	0	0	0	0	0	0	0	0	0	3	0	0	0	0	3
Influenza Like Illness	340	338	372	2	16	85	392	54	81	185	195	146	142	228	2,576
Less than 5 years	139	134	182	1	7	35	263	32	38	96	113	53	59	107	1,259
5 years or more	201	204	190	1	9	50	129	22	43	89	82	93	83	121	1,317
COVID-19 Suspected	33	3	0	5	0	9	14	16	28	13	4	7	6	10	148
Less than 5 years	1	0		0	0	0	0	0	5		0	2	0	0	8
5 years or more	32	3	0	5	0	9	14	16	23	13	4	5	6	10	140
Acute Watery diarrhea (suspected cholera)	0	0	0			0	0		0				0		0
Less than 5 years	0	0	0			0	0								0
5 years or more		0							0				0		0
Acute Flaccid Paralysis	0	0	0	0	0	0	0	0	0	0	0	0	0	0	0
Less than 5 years	0	0	0	0	0	0	0	0	0	0		0	0	0	0
5 years or more	0	0	0	0	0	0	0	0	0		0	0	0	0	0
Acute Diarrhea	667	914	307	9	27	314	777	285	120	844	384	77	175	218	5,118
Less than 5 years	416	511	174	4	12	102	557	170	49	437	145	31	81	56	2,745
5 years or more	251	403	133	5	15	212	220	115	71	407	239	46	94	162	2,373
Acute bloody diarrhea	0	6	20	0	3	8	20	0	0	0	0	0	1	0	58
Less than 5 years	0	3	8	0	0	3	20	0	0	0	0	0	0	0	34
5 years or more	0	3	12	0	3	5	0	0	0	0	0	0	1	0	24
Other Diseases	30	183	12	0	8	27	316	10	9	301	0	10	18	0	924
Typhoid Fever	4	0	5	0	0	25	154	0	1	12	0	0	8	0	209
Less than 5 years	0	0	0		0	0	4	0	0	7		0	2	0	13
5 years or more	4	0	5	0	0	25	150	0	1	5	0	0	6	0	196
Tuberculosis	0	0	0	0	0	0	0	0	0	1	0		0	0	1
Less than 5 years	0	0	0	0	0	0	0	0	0	0			0	0	0
5 years or more	0	0	0	0	0	0	0	0	0	1	0		0	0	1
Scabis	5	15	0	0	1	0	61	0	3	11	0	0	0	0	96
Less than 5 years	4	6	0	0	0	0	8	0	1	1	0	0	0	0	20
5 years or more	1	9	0	0	1	0	53	0	2	10	0	0	0	0	76
Others	0	123	0	0	0	2	0	0	4	0	0	5	0	0	134
Less than 5 years	0	64	0	0	0	0	0	0	0	0	0	2	0	0	66
5 years or more	0	59	0	0	0	2	0	0	4	0	0	3	0	0	68
Mumps	1	2	0	0	0	0	3	0	0	30	0	0	0	0	36
Less than 5 years	0	1	0	0	0	0	1	0	0	0	0	0	0	0	2
5 years or more	1	1	0	0	0	0	2	0	0	30	0	0	0	0	34
Lice	3	20	0	0	0	0	34	0	0	138	0	0	1	0	196
Less than 5 years	1	9	0	0	0	0	7	0	0	58	0	0	0	0	75
5 years or more	2	11	0	0	0	0	27	0	0	80	0	0	1	0	121
Leishmaniasis	7	9	5	0	0	0	4	3	0	75	0	0	0	0	103
Less than 5 years	1	0	0	0	0	0	1	1	0	36	0	0	0	0	39
5 years or more	6	9	5	0	0	0	3	2	0	39	0	0	0	0	64
chicken pox	8	7	0	0	0	0	17	3	0	30	0	5	0	0	70
Less than 5 years	0	5	0	0	0	0	13	2	0	9	0	2	0	0	31
5 years or more	8	2	0	0	0	0	4	1	0	21	0	3	0	0	39
Brucellosis	2	7	2	0	7	0	43	4	1	4	0	0	9	0	79
Less than 5 years	0	0	0	0	0	0	2	1	0	1	0	0	0	0	4
5 years or more	2	7	2	0	7	0	41	3	1	3	0	0	9	0	75
Total	1,126	1,521	844	18	78	454	1,560	399	264	1,381	613	241	352	477	9,328