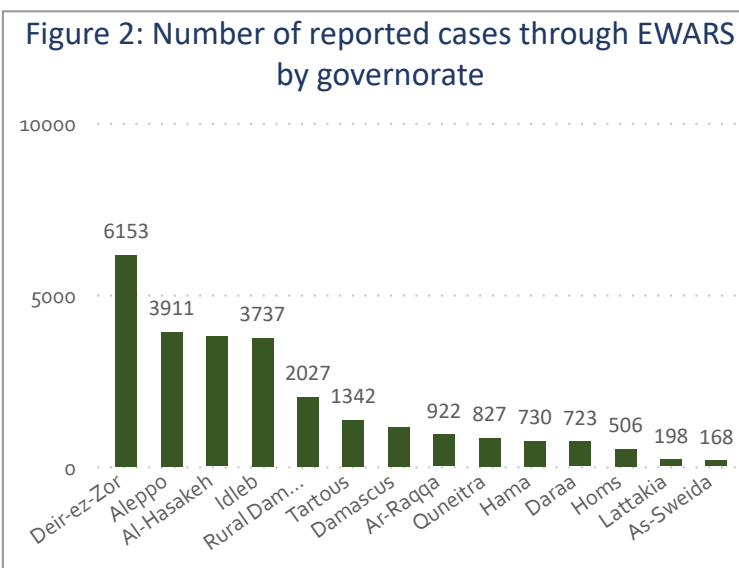
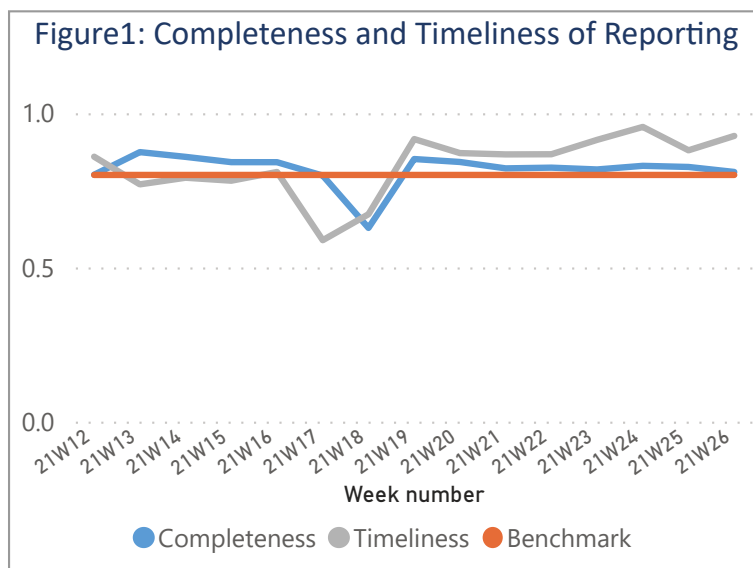


Highlights

- A total of 188,877 consultations were recorded in all the 14 governorates
- The leading causes of morbidity among all age groups were Acute Diarrhea 10,777 (41.2%) and Influenza Like Illness 9,878 (37.76%).
- A total of 425 suspected COVID-19 cases were reported by EWARS system, Most of the cases were reported from Aleppo (94), Idleb (85) and Rural Damascus (53)
- MoH reported 254 confirmed cases of COVID-19, the cumulative number of COVID-19 confirmed cases is 25619
- 7 AFP cases reported in Aleppo (2) Daraa (2) Damascus (1) Rural Damascus (1) Deir-ez-Zor (1).
- 24 suspected measles cases in Idleb (12) Aleppo (4) Rural Damascus (3) Al-Hasakeh (2) Homs (2) Damascus (1)

Performance Indicators

- A total of 1,102 out of 1361 active reporting sites (80.97%) in all 14 governorates of Syria reported through EWARS, with 92.65% timeliness among those sites providing data during the week (Figure 1)



Morbidity

- A total of 188,877 consultations were recorded in 1102 health facilities in 14 governorates. Among them, 26,158 cases were EWARS notifiable health conditions (Figure 2)
- The leading causes of morbidity among all age groups were Acute Diarrhea 10,777 (41.2%) and Influenza Like Illness 9,878 (37.76%).
- Of the 26,158 total reported cases, 48.81% (12,769) were female, and 45.16% (11,813) were children under 5 years old
- Children under 5 years of age 34.84% of cases are ILI, and ILI representing 40.17% of the cases above 5 years during this reporting period (Figure 3)
- The proportional morbidity of ILI is 5.23% and the downwards trend was observed: -0.4% from the previous week (Figure 4)
- The proportional morbidity of AD is 5.71% and the upwards trend was observed: 0.53% from the previous week (Figure 4)

Figure 3: Proportional morbidity by age group

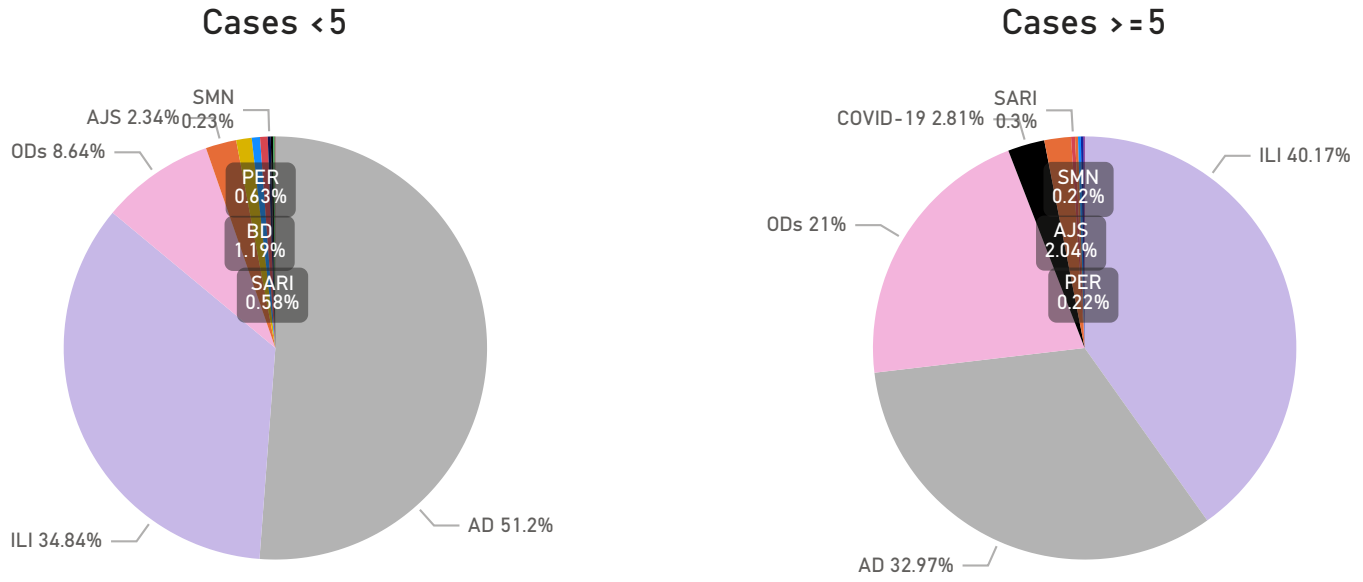
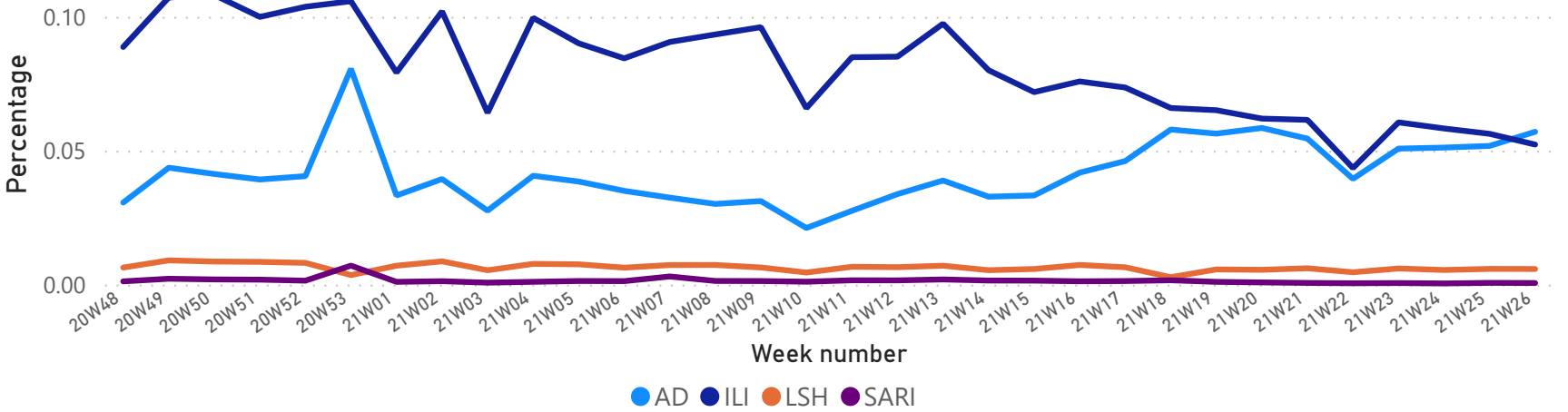


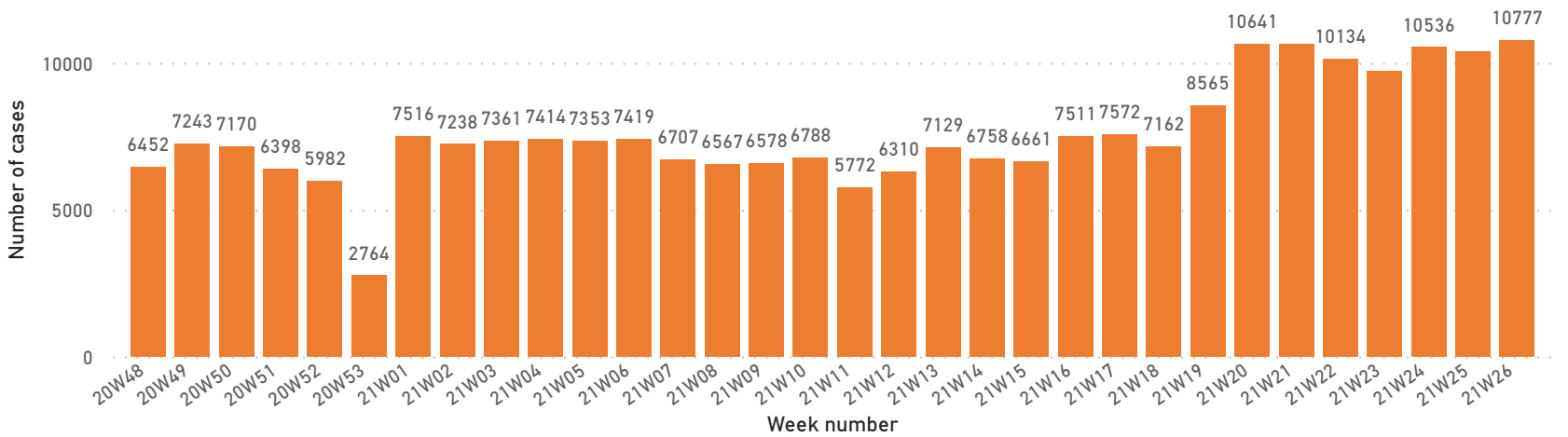
Figure 4: Proportion of Morbidity of top 4 diseases among the total consultation by week



1. Waterborne Diseases

- There was 0 case of acute watery diarrhea (AWD)
- A total of 10777 AD cases were reported during this week

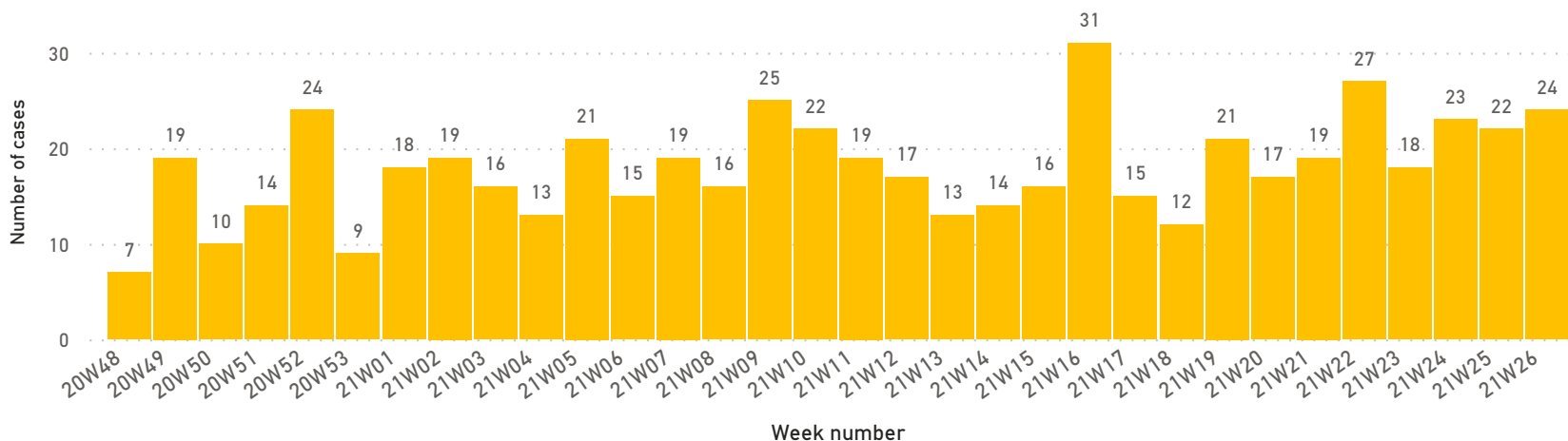
Figure 5: Number of acute diarrhea by week



2. Vaccine Preventable Diseases

- 7 cases of acute flaccid paralysis (AFP) were reported in this week
- Number of suspected measles in thre reporting week was (24) cases. Most cases were reported from Idleb (12) Aleppo (4) Rural Damascus (3) Al-Hasakeh (2) Homs (2) Damascus (1).

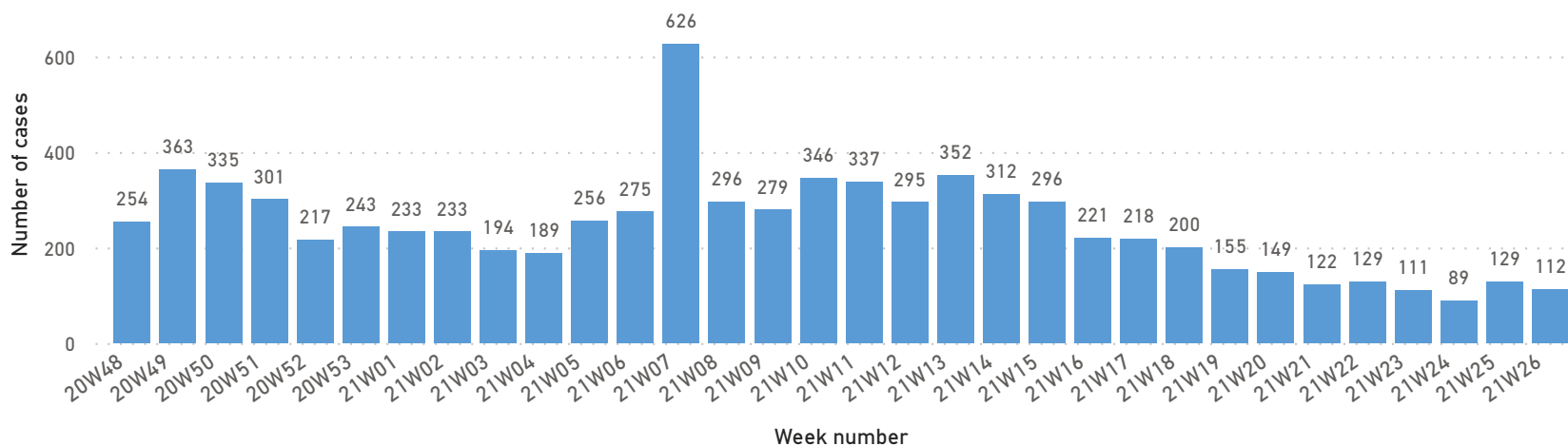
Figure 6: Suspected measles cases by week



3. Respiratory Diseases

- In total, 9,878 ILI cases were reported during week.
- In total, 112 SARI cases were reported, and the trend is shown in (Figure 7). Most of the cases were reported from Damascus (40) Al-Hasakeh (33) Aleppo (18) Tartous (11) Hama (9) Ar-Raqqa (1)

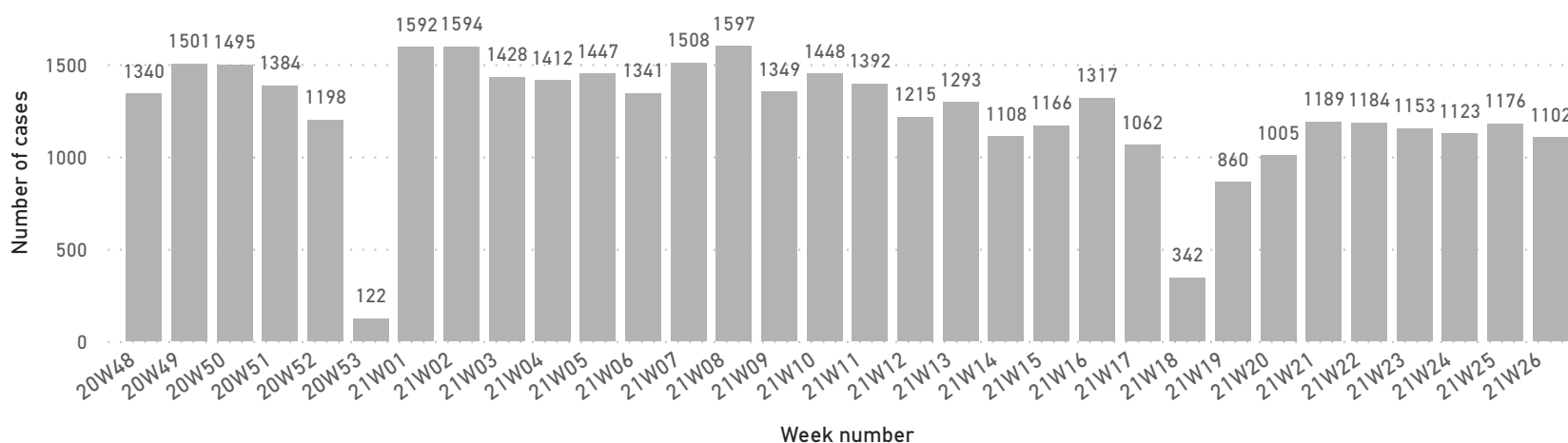
Figure 7: SARI cases by week



4. Other Diseases

- 4,033 cases were reported as "other diseases" through EWARS. The health conditions with the highest incidents were Leishmaniasis (1,102) Lice (753) and Typhoid Fever (734)
- During this week, most of suspected leishmaniasis cases were reported from Aleppo (641) Idleb (227) Hama (114)

Figure 8: Suspected Leishmaniasis cases by week



COVID-19

- As of 3 July 2021, a total of 25,619 confirmed cases – in 13 governorates, Damascus (5,633) (21.99%), Aleppo (3,972) (15.5%), Lattakia (3,896) (15.21%), Homs (3,026) (11.81%), Rural Damascus (2,581) (10.07%), Tartous (1,856)(7.24%), Dar'a (1324) (5.17%), As-Sweida (1,292) (5.04%), Hama (1178) (4.6%), Quneitra (494) (1.93%), Deir-ez-Zor (234) (0.91%), Al-Hasakeh (109) (0.43%), Ar-Raqqa (24) (0.09%),

- Number of deaths related to COVID-19 is 1,885 in 11 governorates, CFR 7.4%

- A total of 425 suspected COVID-19 cases were reported by EWARS system, in this week. Most of cases were reported from Aleppo (94), Idleb (85) and Rural Damascus (53)

- 1,813 cases are Still Active (7.08%), 21,911 cases are Recovered (85.53%), 1,895 cases are Deceased (7.4%),

Figure 9: Confirmed COVID-19 cases by outcome

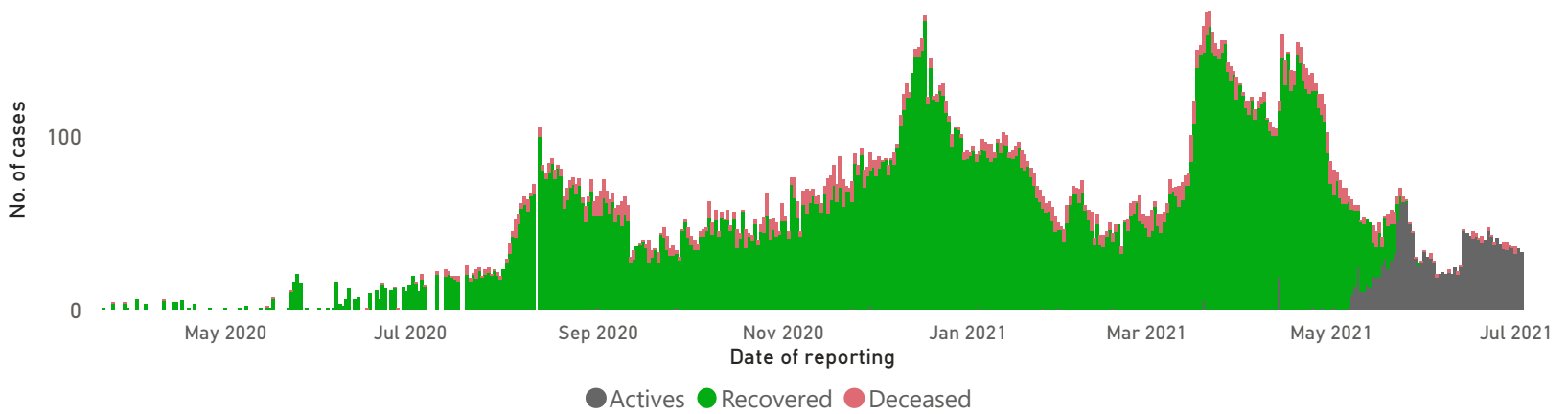
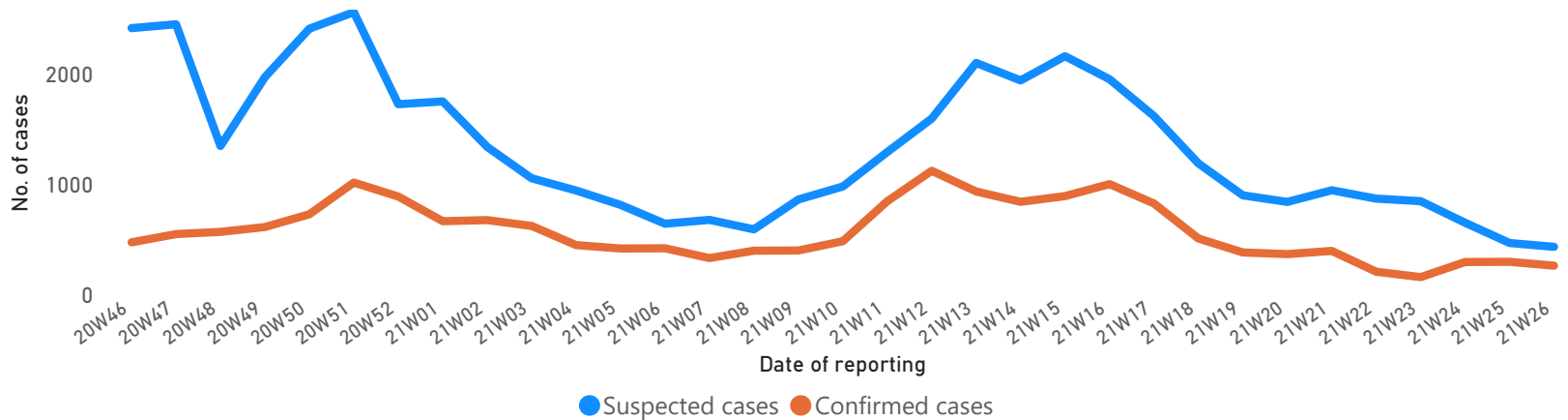


Figure 10: Suspected and confirmed COVID-19 cases by week



Comparison with Previous Week by Health

DiseaseName	21W23	21W24	21W25	21W26	Total
Acute bloody diarrhea	148	144	143	169	604
Acute Diarrhea	9,733	10,536	10,386	10,777	41,432
Acute Flaccid Paralysis	5	5	6	7	23
Acute Watery diarrhea (suspected cholera)	0	0	0	0	0
Brucellosis	353	367	380	400	1,500
chicken pox	191	193	246	213	843
COVID-19 Suspected	840	644	460	425	2,369
Influenza Like Illness	11,610	12,007	11,292	9,878	44,787
Leishmaniasis	1,153	1,123	1,176	1,102	4,554
Lice	718	766	722	753	2,959
Measles and Rubella	18	23	22	24	87
Meningitis	45	39	48	59	191
Mumps	90	86	89	87	352
Others	343	398	435	371	1,547
Pertussis	174	180	132	105	591
SARI	111	89	129	112	441
Scabis	331	316	313	343	1,303
Suspected Hepatitis (Jaundice)	460	440	494	569	1,963
Tuberculosis	32	27	24	30	113
Typhoid Fever	888	788	822	734	3,232
Total	27,243	28,171	27,319	26,158	108,891

Case Distribution by Age Group, and by Governorate

Week 2021 Week 26 (27 June - 3 July 2021)

DiseaseGroup	Aleppo	Al-Hasakeh	Ar-Raqqa	As-Sweida	Damascus	Daraa	Deir-ez-Zor	Hama	Homs	Idleb	Lattakia	Quneitra	Rural Damascus	Tartous	Total
▼ Priority Diseases	3,112	3,349	880	160	1,086	591	5,132	488	425	2,667	189	794	1,916	1,336	22,125
Suspected Hepatitis (Jaundice)	51	33	136	2	20	7	176	35	13	74	0	2	16	4	569
Less than 5 years	21	21	76	0	6	0	110	12	1	26	0	1	2	1	277
5 years or more	30	12	60	2	14	7	66	23	12	48	0	1	14	3	292
SARI	18	33	1	0	40	0	0	9	0	0	0	0	0	0	112
Less than 5 years	6	18	1	0	31	0	0	8	0	0	0	0	0	5	69
5 years or more	12	15	0	0	9	0	0	1	0	0	0	0	0	6	43
Pertussis	3	0	14	0	0	0	64	0	0	24	0	0	0	0	105
Less than 5 years	3	0	14	0	0	0	48	0	0	9	0	0	0	0	74
5 years or more	0	0	0	0	0	0	16	0	0	15	0	0	0	0	31
Meningitis	2	0	11	0	2	5	6	9	0	18	0	1	3	2	59
Less than 5 years	1	0	5	0	0	4	3	6	0	6	0	1	1	0	27
5 years or more	1	0	6	0	2	1	3	3	0	12	0	0	2	2	32
Measles and Rubella	4	2	0	0	1	0	0	0	2	12	0	0	3	0	24
Less than 5 years	4	2	0	0	0	0	0	0	2	1	0	0	3	0	12
5 years or more	0	0	0	0	1	0	0	0	0	11	0	0	0	0	12
Influenza Like Illness	1,671	1,209	353	77	539	306	1,984	61	203	561	156	579	1,222	957	9,878
Less than 5 years	630	504	178	23	100	110	1,095	37	73	309	78	226	522	231	4,116
5 years or more	1,041	705	175	54	439	196	889	24	130	252	78	353	700	726	5,762
COVID-19 Suspected	94	2	0	22	37	29	18	36	25	85	0	12	53	12	425
Less than 5 years	6	0	0	0	9	2	0	0	3	0	0	1	0	1	22
5 years or more	88	2	0	22	28	27	18	36	22	85	0	11	53	11	403
Acute Watery diarrhea (suspected cholera)	0	0	0	0	0	0	0	0	0	0	0	0	0	0	0
Less than 5 years	0	0	0	0	0	0	0	0	0	0	0	0	0	0	0
5 years or more	0	0	0	0	0	0	0	0	0	0	0	0	0	0	0
Acute Flaccid Paralysis	2	0	0	0	1	2	1	0	0	0	0	0	1	0	7
Less than 5 years	2	0	0	0	1	2	1	0	0	0	0	0	1	0	7
5 years or more	0	0	0	0	0	0	0	0	0	0	0	0	0	0	0
Acute Diarrhea	1,267	2,061	349	59	446	242	2,739	338	182	1,893	33	200	618	350	10,777
Less than 5 years	760	1,167	192	22	233	96	1,821	217	87	997	11	81	250	114	6,048
5 years or more	507	894	157	37	213	146	918	121	95	896	22	119	368	236	4,729
Acute bloody diarrhea	0	9	16	0	0	0	144	0	0	0	0	0	0	0	169
Less than 5 years	0	6	5	0	0	0	129	0	0	0	0	0	0	0	140
5 years or more	0	3	11	0	0	0	15	0	0	0	0	0	0	0	29
Other Diseases	799	430	42	8	49	132	1,021	242	81	1,070	9	33	111	6	4,033
Typhoid Fever	10	8	6	0	1	54	565	6	34	40	0	0	10	0	734
Less than 5 years	1	1	0	0	0	1	17	0	9	22	0	0	2	0	53
5 years or more	9	7	6	0	1	53	548	6	25	18	0	0	8	0	681
Tuberculosis	21	0	0	1	1	0	0	1	0	3	0	0	2	1	30
Less than 5 years	0	0	0	0	0	0	0	0	0	0	0	0	0	0	0
5 years or more	21	0	0	1	1	0	0	1	0	3	0	0	2	1	30
Scabis	35	32	0	2	6	9	154	18	19	67	0	0	1	0	343
Less than 5 years	8	13	0	0	2	1	27	1	4	14	0	0	0	0	70
5 years or more	27	19	0	2	4	8	127	17	15	53	0	0	1	0	273
Others	1	268	10	0	4	44	0	2	7	0	0	7	28	0	371
Less than 5 years	1	140	0	0	0	2	0	0	3	0	0	3	3	0	152
5 years or more	0	128	10	0	4	42	0	2	4	0	0	4	25	0	219
Mumps	1	1	2	0	0	0	17	1	1	63	0	0	1	0	87
Less than 5 years	1	1	0	0	0	0	11	1	1	0	0	0	0	0	15
5 years or more	0	0	2	0	0	0	6	0	0	63	0	0	1	0	72
Lice	27	53	0	3	5	0	69	8	0	561	0	23	4	0	753
Less than 5 years	4	33	0	1	0	0	24	1	0	243	0	0	0	0	306
5 years or more	23	20	0	2	5	0	45	7	0	318	0	23	4	0	447
Leishmaniasis	641	38	16	0	5	0	31	114	11	227	9	0	5	5	1,102
Less than 5 years	94	14	0	0	1	0	11	33	0	107	1	0	0	0	261
5 years or more	547	24	16	0	4	0	20	81	11	120	8	0	5	5	841
chicken pox	17	9	2	2	2	4	63	6	1	99	0	3	5	0	213
Less than 5 years	4	6	0	0	1	3	50	4	0	41	0	0	3	0	112
5 years or more	13	3	2	2	1	1	13	2	1	58	0	3	2	0	101
Brucellosis	46	21	6	0	25	21	122	86	8	10	0	0	55	0	400
Less than 5 years	0	2	3	0	0	1	15	23	0	1	0	0	7	0	52
5 years or more	46	19	3	0	25	20	107	63	8	9	0	0	48	0	348
Total	3,911	3,779	922	168	1,135	723	6,153	730	506	3,737	198	827	2,027	1,342	26,158