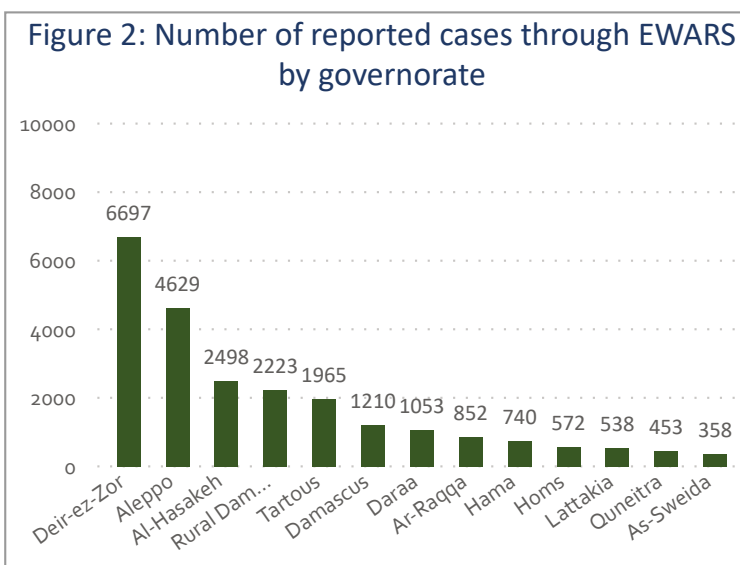
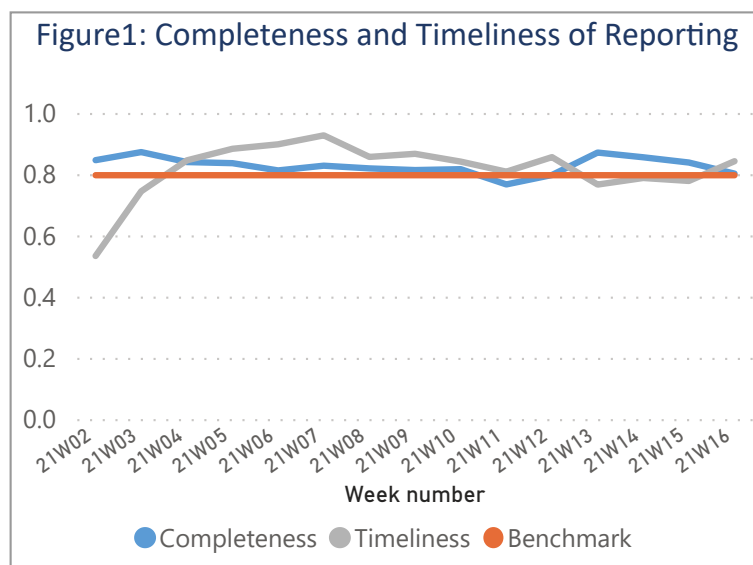


Highlights

- A total of 165,655 consultations were recorded in all the 14 governorates
- The leading causes of morbidity among all age groups were Influenza Like Illness 12,593 (52.94%) and Acute Diarrhea 5,571 (23.42%).
- A total of 1,908 suspected COVID-19 cases were reported by EWARS system, Most of the cases were reported from Tartous (453), Daraa (337) and Deir-ez-Zor (239)
- MoH reported 995 confirmed cases of COVID-19, the cumulative number of COVID-19 confirmed cases is 21,999
- 4 AFP cases reported in Deir-ez-Zor (3) Aleppo (1).
- 24 suspected measles cases in Al-Hasakeh (6) As-Sweida (5) Daraa (2) Deir-ez-Zor (2) Hama (2) Ar-Raqqa (2) Damascus (2) Aleppo (1) Tartous (1) Rural Damascus (1)

Performance Indicators

- A total of 1,096 out of 1,361 active reporting sites (80.53%) in all 14 governorates of Syria reported through EWARS, with 84.58% timeliness among those sites providing data during the week (Figure 1)



Morbidity

- A total of 165,655 consultations were recorded in 1,096 health facilities in 14 governorates. Among them, 23,788 cases were EWARS notifiable health conditions (Figure 2)
- The leading causes of morbidity among all age groups were Influenza Like Illness 12,593 (52.94%) and Acute Diarrhea 5,571 (23.42%).
- Of the 23,788 total reported cases, 49.27% (11721) were female, and 39.17% (9,318) were children under 5 years old
- Children under 5 years of age 55.44% of cases are ILI, and ILI representing 51.33% of the cases above 5 years during this reporting period (Figure 3)
- The proportional morbidity of ILI is 7.19% and the upwards trend was observed: 0.41% from the previous week (Figure 4)
- The proportional morbidity of AD is 3.33% and the upwards trend was observed: 0.03% from the previous week (Figure 4)

Figure 3: Proportional morbidity by age group

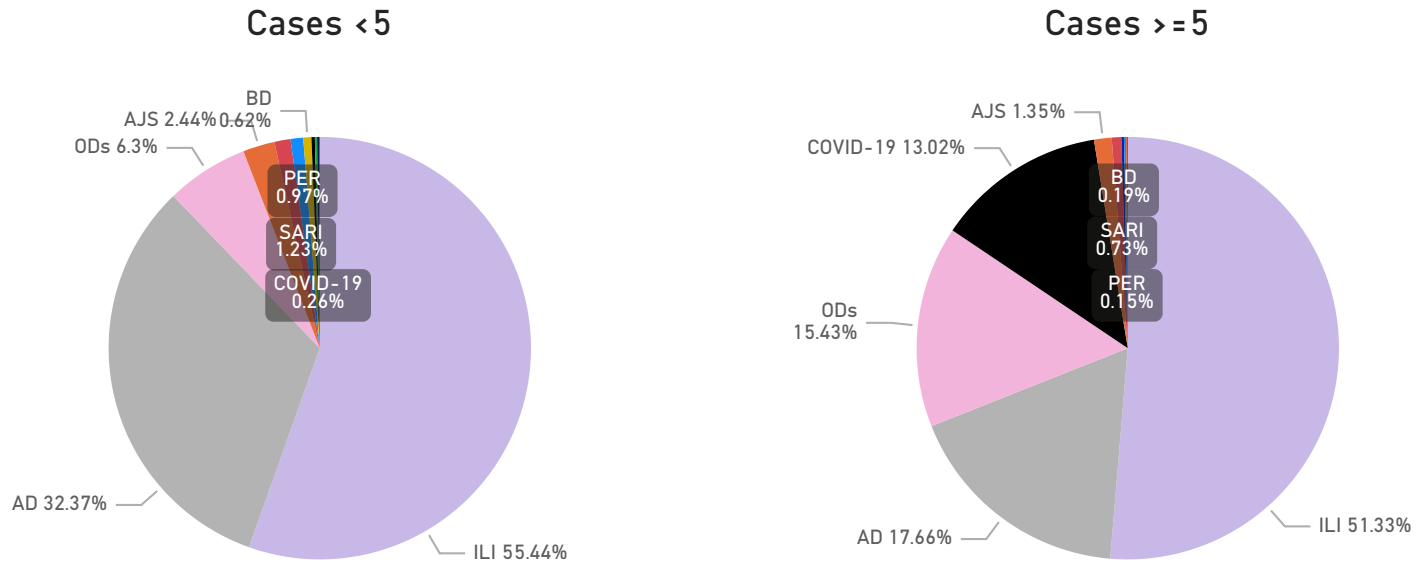
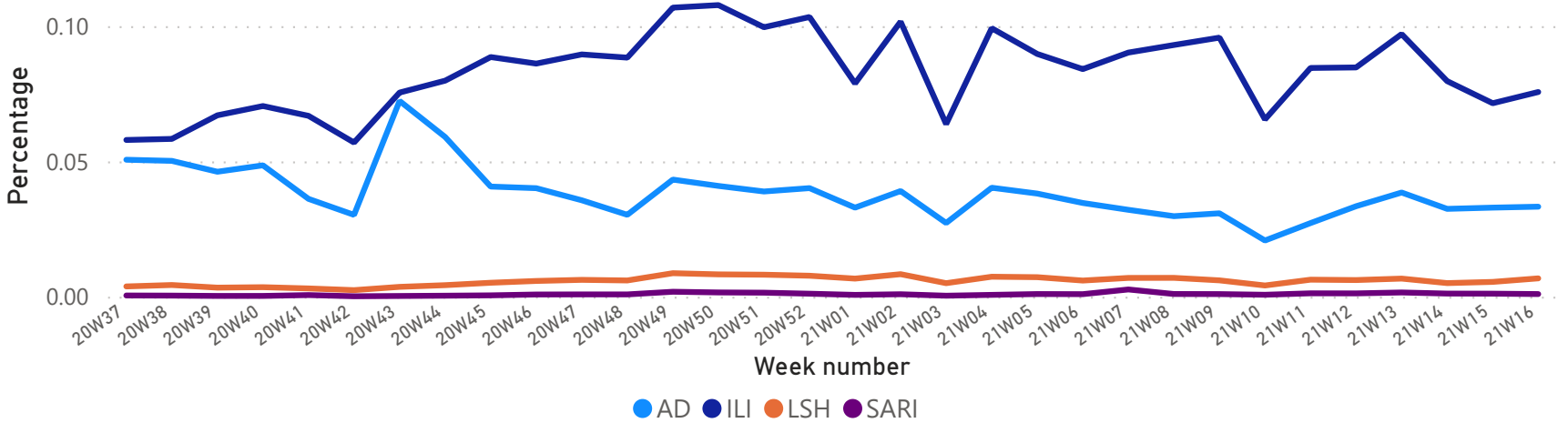


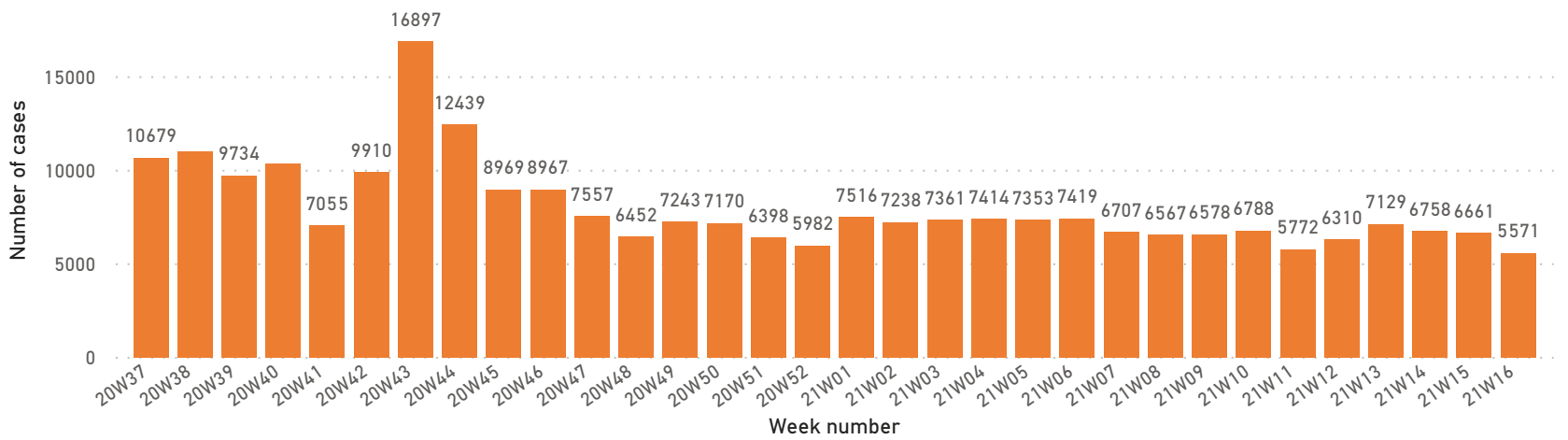
Figure 4: Proportion of Morbidity of top 4 diseases among the total consultation by week



1. Waterborne Diseases

- There was 0 case of acute watery diarrhea (AWD)
- A total of 5,571 AD cases were reported during this week

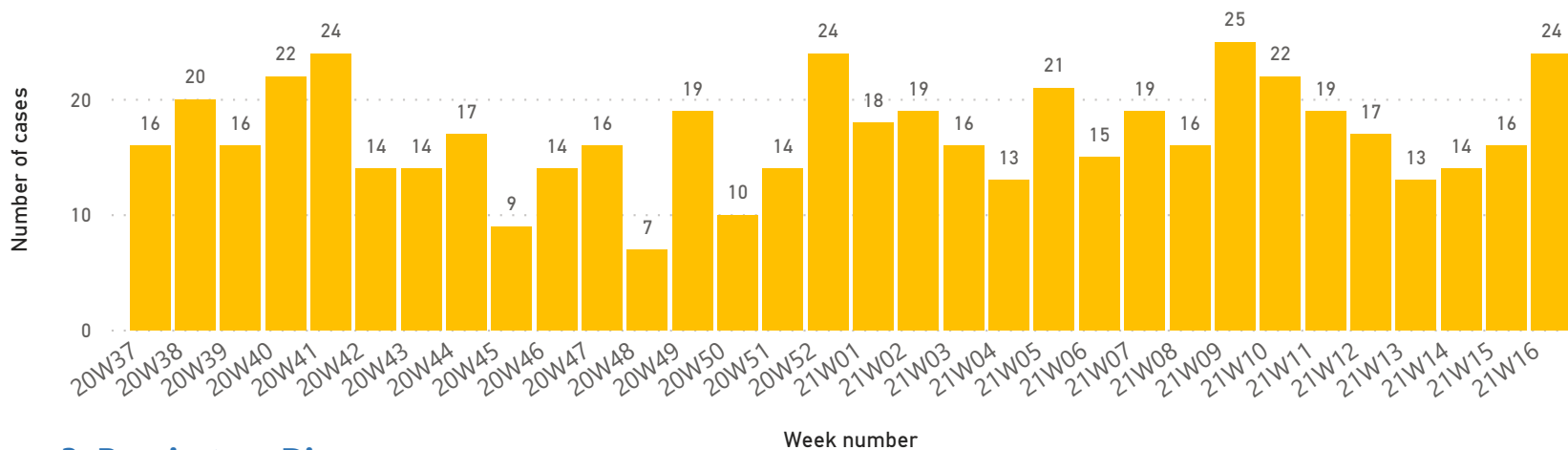
Figure 5: Number of acute diarrhea by week



2. Vaccine Preventable Diseases

- 4 cases of acute flaccid paralysis (AFP) were reported in this week
- Number of suspected measles in thre reporting week was (24) cases. Most cases were reported from Al-Hasakeh (6) As-Sweida (5) Daraa (2) Deir-ez-Zor (2) Hama (2) Ar-Raqqa (2) Damascus (2) Aleppo (1) Tartous (1) Rural Damascus (1).

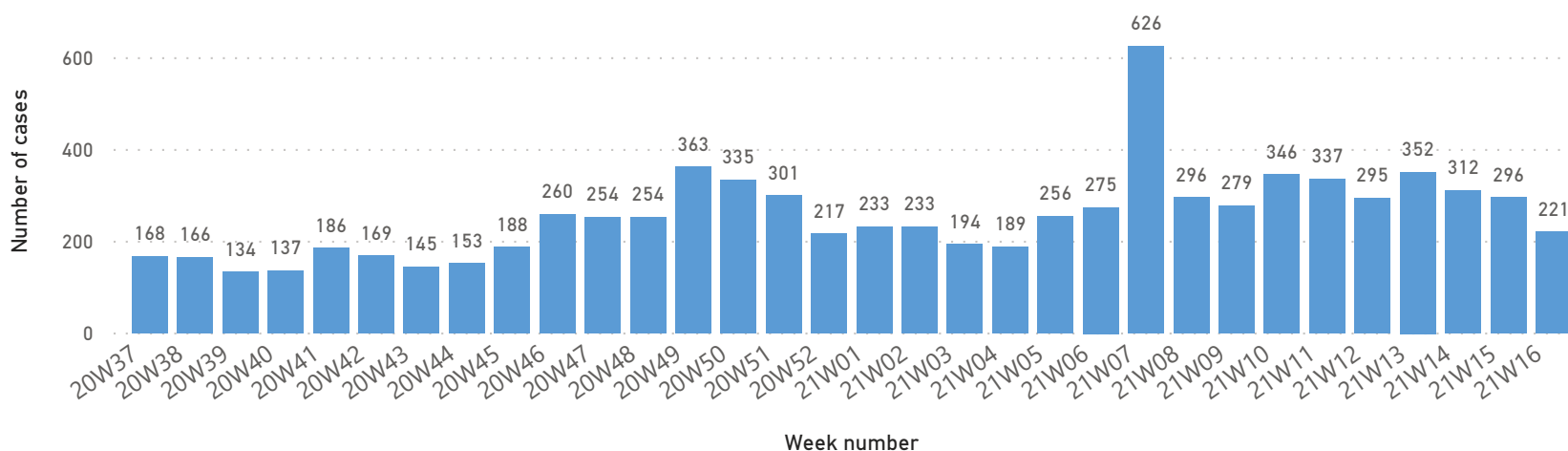
Figure 6: Suspected measles cases by week



3. Respiratory Diseases

- In total, 12,593 ILI cases were reported during week.
- In total, 221 SARI cases were reported, and the trend is shown in (Figure 7). Most of the cases were reported from Damascus (73) Al-Hasakeh (52) Aleppo (32) Hama (30) Tartous (27) Ar-Raqqa (2) Deir-ez-Zor (2) Quneitra (1) As-Sweida (1) Rural Damascus (1)

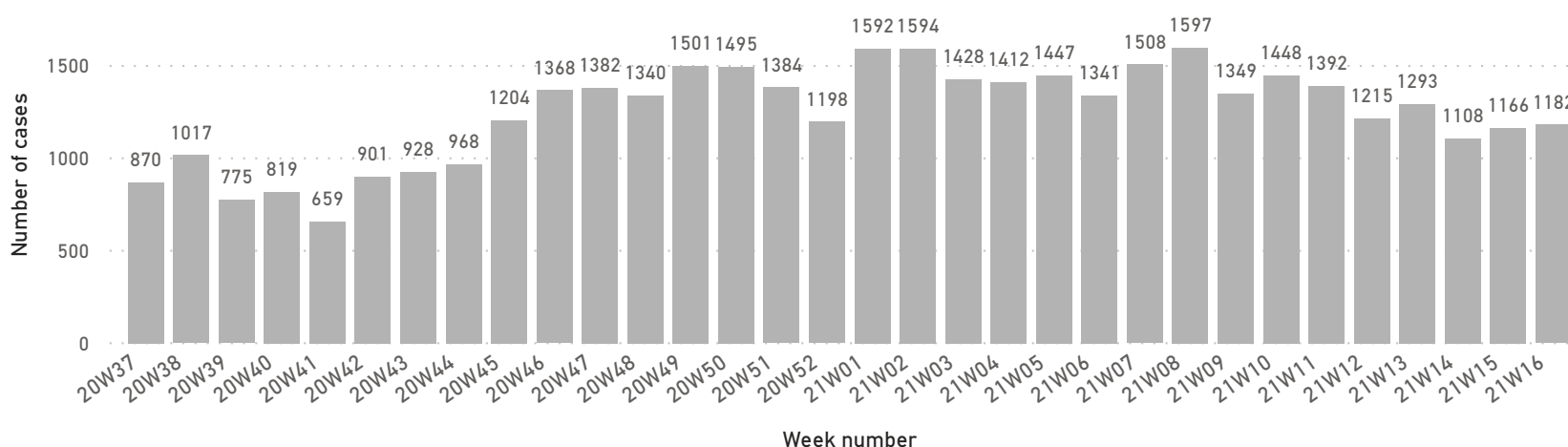
Figure 7: SARI cases by week



4. Other Diseases

- 2,820 cases were reported as "other diseases" through EWARS. The health conditions with the highest incidents were Leishmaniasis (1,182) Scabis (365) and Typhoid Fever (351)
- During this week, most of suspected leishmaniasis cases were reported from Aleppo (806) Hama (143) Deir-ez-Zor (93) Grand Total (1182)

Figure 8: Suspected Leishmaniasis cases by week



COVID-19

- As of 24 April 2021, a total of 21,999 confirmed cases – in 13 governorates, Damascus (4,991) (22.69%), Lattakia (3,425) (15.57%), Aleppo (2,915) (13.25%), Homs (2,731) (12.41%), Rural Damascus (2,333) (10.61%), Tartous (1,717) (7.8%), Dar'a (1,162) (5.28%), As-Sweida (1137) (5.17%), Hama (903) (4.1%), Quneitra (442) (149) (0.68%), Al-Hasakeh (81) (0.37%), Ar-Raqqa (13) (0.06%),

- 169 cases are Travell Related (0.77%), 1764 cases are Contact with confirmed case (8.02%), 20066 cases are undefined source of exposure (91.21%),
- **Number of deaths related to COVID-19 is 1526 in 11 governorates, CFR 6.9%**

- A total of 1,908 suspected COVID-19 cases were reported by EWARS system, in this week. Most of cases were reported from Tartous (453), Daraa (337) and Deir-ez-Zor (239)

Figure 9: Confirmed COVID-19 cases by outcome

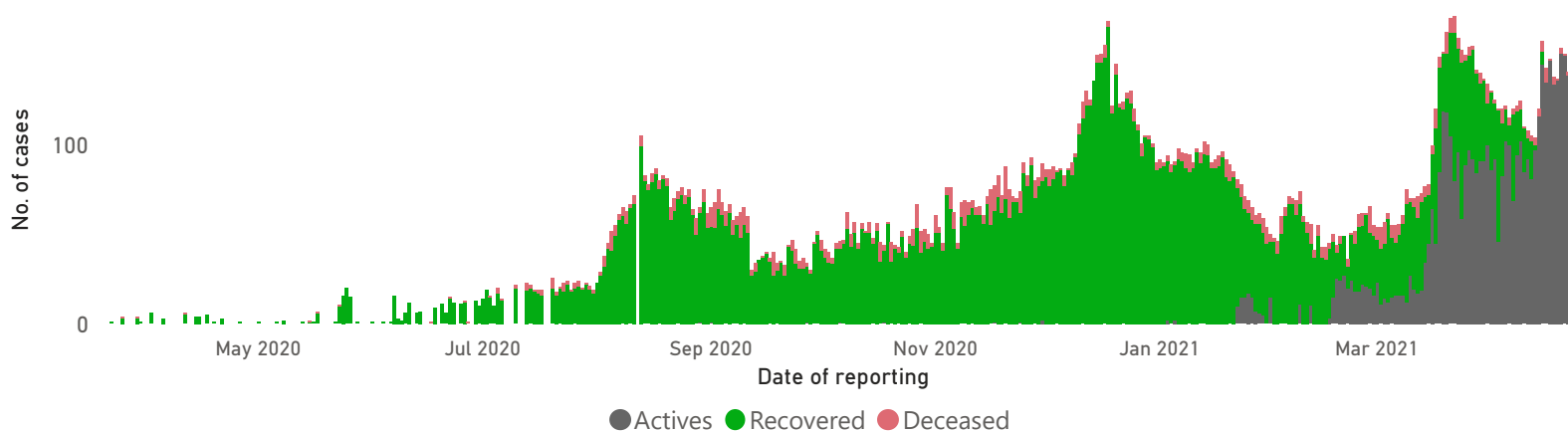
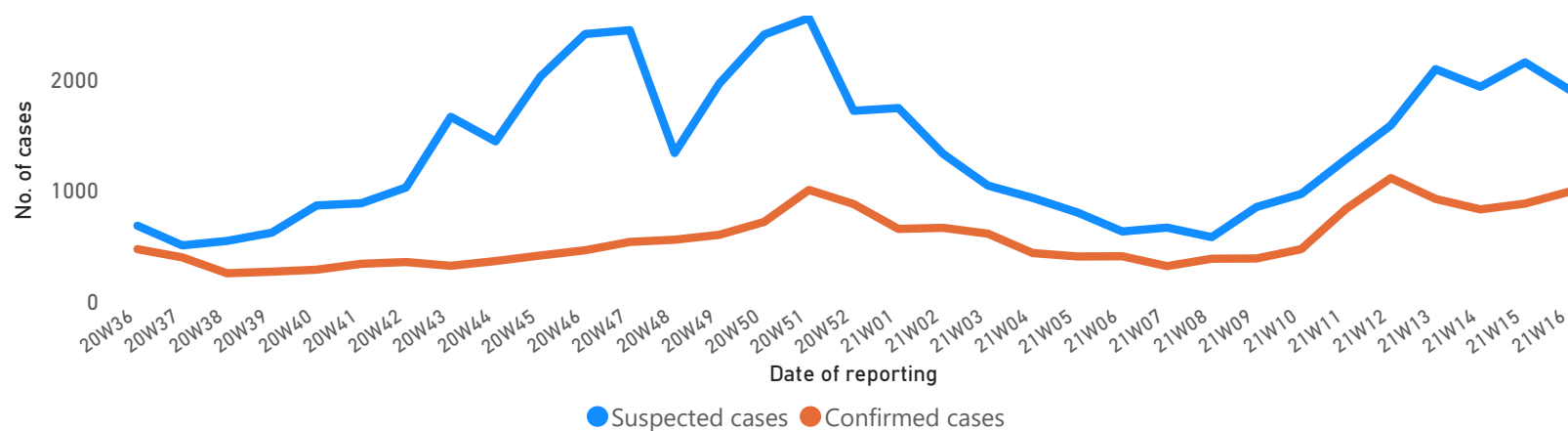


Figure 10: Suspected and confirmed COVID-19 cases by week



Comparison with Previous Week by Health

DiseaseName	21W13	21W14	21W15	21W16	Total
Acute bloody diarrhea	58	73	66	86	283
Acute Diarrhea	7,129	6,758	6,661	5,571	26,119
Acute Flaccid Paralysis	7	2	2	4	15
Acute Watery diarrhea (suspected cholera)	0	0	0	0	0
Brucellosis	160	177	192	212	741
chicken pox	162	158	197	86	603
COVID-19 Suspected	2,096	1,937	2,157	1,908	8,098
Influenza Like Illness	17,870	16,479	14,384	12,593	61,326
Leishmaniasis	1,293	1,108	1,166	1,182	4,749
Lice	713	734	812	277	2,536
Measles and Rubella	13	14	16	24	67
Meningitis	41	32	39	25	137
Mumps	56	47	69	20	192
Others	178	286	265	303	1,032
Pertussis	129	127	111	112	479
SARI	352	312	296	221	1,181
Scabis	499	450	400	365	1,714
Suspected Hepatitis (Jaundice)	487	490	462	422	1,861
Tuberculosis	12	20	25	24	81
Typhoid Fever	329	351	325	351	1,356
Total	31,584	29,555	27,645	23,786	112,570

Case Distribution by Age Group, and by Governorate

Week 2021 Week 16 (18 - 24 April 2021)

DiseaseGroup	Aleppo	Al-Hasakeh	Ar-Raqqa	As-Sweida	Damascus	Daraa	Deir-ez-Zor	Hama	Homs	Idleb	Lattakia	Quneitra	Rural Damascus	Tartous	Total
Priority Diseases	3,632	2,063	820	333	1,165	959	5,952	509	530	0	508	431	2,127	1,939	20,968
Influenza Like Illness	2,408	1,171	444	119	571	332	3,599	164	326	0	368	320	1,558	1,213	12,593
5 years or more	1,556	744	240	80	315	198	1,639	99	217	0	195	204	937	1,003	7,427
Less than 5 years	852	427	204	39	256	134	1,960	65	109	0	173	116	621	210	5,166
Acute Diarrhea	953	790	200	56	377	264	1,783	172	137	0	135	75	394	235	5,571
Less than 5 years	491	533	122	25	219	108	1,057	61	79	0	40	27	170	84	3,016
5 years or more	462	257	78	31	158	156	726	111	58	0	95	48	224	151	2,555
COVID-19 Suspected	204	23	8	152	126	337	239	116	56	0	0	33	161	453	1,908
5 years or more	201	23	8	150	113	337	239	114	54	0	0	32	161	452	1,884
Less than 5 years	3	0		2	13	0	0	2	2		0	1	0	1	24
Suspected Hepatitis (Jaundice)	25	10	127	0	13	14	179	20	11	0	1	1	12	9	422
Less than 5 years	7	2	69	0	3	4	131	4	3	0	1	0	2	1	227
5 years or more	18	8	58	0	10	10	48	16	8	0	0	1	10	8	195
SARI	32	52	2	1	73	0	2	30	0	0	0	1	1	27	221
Less than 5 years	29	26	2	0	31	0	0	24	0	0	0	0	1	2	115
5 years or more	3	26	0	1	42	0	2	6	0	0	0	1	0	25	106
Pertussis	3	0	5	0	1	3	100	0	0	0	0	0	0	0	112
Less than 5 years	3	0	4	0	1	2	80	0	0	0	0	0	0	0	90
5 years or more	0	0	1		0	1	20	0	0	0	0		0	0	22
Acute bloody diarrhea	1	11	18	0	2	5	45	0	0	0	4	0	0	0	86
Less than 5 years	1	5	9	0	1	0	40	0	0	0	2	0	0	0	58
5 years or more	0	6	9	0	1	5	5	0	0	0	2	0	0	0	28
Meningitis	2	0	14	0	0	2	0	5	0	0	0	1	0	1	25
Less than 5 years	2	0	8	0	0	1	0	1	0	0	0	1	0	1	14
5 years or more	0	0	6	0	0	1	0	4	0	0	0	0	0	0	11
Measles and Rubella	1	6	2	5	2	2	2	2	0	0	0	0	1	1	24
Less than 5 years	1	6	2	0	2	2	2	0	0	0	0	0	1	0	16
5 years or more	0	0	0	5	0	0	0	2	0	0	0	0	0	1	8
Acute Flaccid Paralysis	3	0	0	0	0	0	3	0	0	0	0	0	0	0	6
Less than 5 years	2	0	0	0	0	0	3	0	0	0		0	0	0	5
5 years or more	1	0	0	0	0	0	0	0	0		0	0	0	0	1
Acute Watery diarrhea (suspected cholera)	0	0	0			0	0						0		0
5 years or more		0											0		0
Less than 5 years	0	0	0			0	0								0
Other Diseases	997	435	32	25	45	94	745	231	42	0	30	22	96	26	2,820
Leishmaniasis	806	40	24	1	4	10	93	143	4	0	15	2	24	16	1,182
5 years or more	664	17	17	1	3	8	43	115	3	0	15	2	21	14	923
Less than 5 years	142	23	7	0	1	2	50	28	1	0	0	0	3	2	259
Scabis	61	93	1	3	3	6	147	25	13	0	3	0	7	3	365
5 years or more	59	65	1	3	3	4	134	25	12	0	3	0	6	3	318
Less than 5 years	2	28	0	0	0	2	13	0	1	0	0	0	1	0	47
Typhoid Fever	9	1	3	0	0	16	299	9	5	0	0	0	9	0	351
5 years or more	9	1	2	0	0	13	290	8	5	0	0	0	7	0	335
Less than 5 years	0	0	1		0	3	9	1	0	0		0	2	0	16
Others	7	215	1	0	28	30	0	1	6	0	1	11	3	0	303
5 years or more	6	111	1	0	24	22	0	0	4	0	1	10	2	0	181
Less than 5 years	1	104	0	0	4	8	0	1	2	0	0	1	1	0	122
Lice	59	51	0	3	4	22	91	6	4	0	11	6	14	6	277
5 years or more	45	26	0	1	4	13	70	4	4	0	11	2	10	6	196
Less than 5 years	14	25	0	2	0	9	21	2	0	0	0	4	4	0	81
Brucellosis	24	8	1	18	2	4	81	39	5	0	0	0	30	0	212
5 years or more	22	8	1	18	2	3	77	39	5	0	0	0	25	0	200
Less than 5 years	2	0	0	0	0	1	4	0	0	0	0	0	5	0	12
chicken pox	15	25	0	0	2	4	20	5	4	0	0	3	8	0	86
5 years or more	11	16	0	0	1	2	2	5	1	0	0	2	4	0	44
Less than 5 years	4	9	0	0	1	2	18	0	3	0	0	1	4	0	42
Tuberculosis	15	0	0	0	2	1	1	3	0	0	0		1	1	24
5 years or more	14	0	0	0	2	1	1	3	0	0	0		1	1	23
Less than 5 years	1	0	0	0	0		0	0	0	0			0	0	1
Mumps	1	2	2	0	0	1	13	0	1	0	0	0	0	0	20
5 years or more	1	2	2	0	0	1	7	0	0	0	0	0	0	0	13
Less than 5 years	0	0	0	0	0	0	6	0	1	0	0	0	0	0	7
Total	4,629	2,498	852	358	1,210	1,053	6,697	740	572	0	538	453	2,223	1,965	23,788