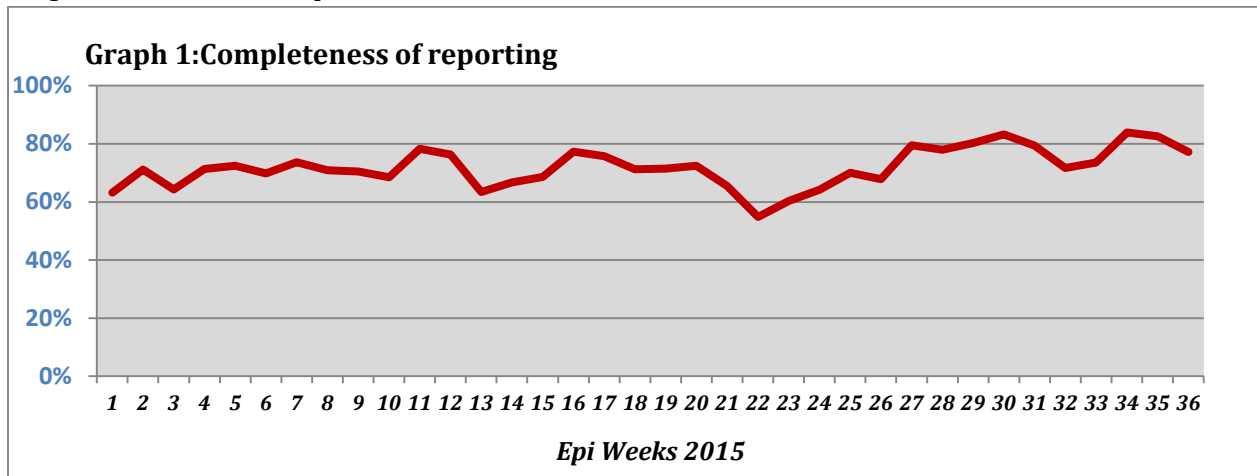


Highlights:

❖ 4 AFP case was detected in Rural Damascus and Raqqa.

❖ Completeness& Timeliness of Reporting

❖ The overall completeness of reporting was 77%; (736 out of total 953 EWARS sentinel sites). (See Graph 1). 14 governorates have reported this week.

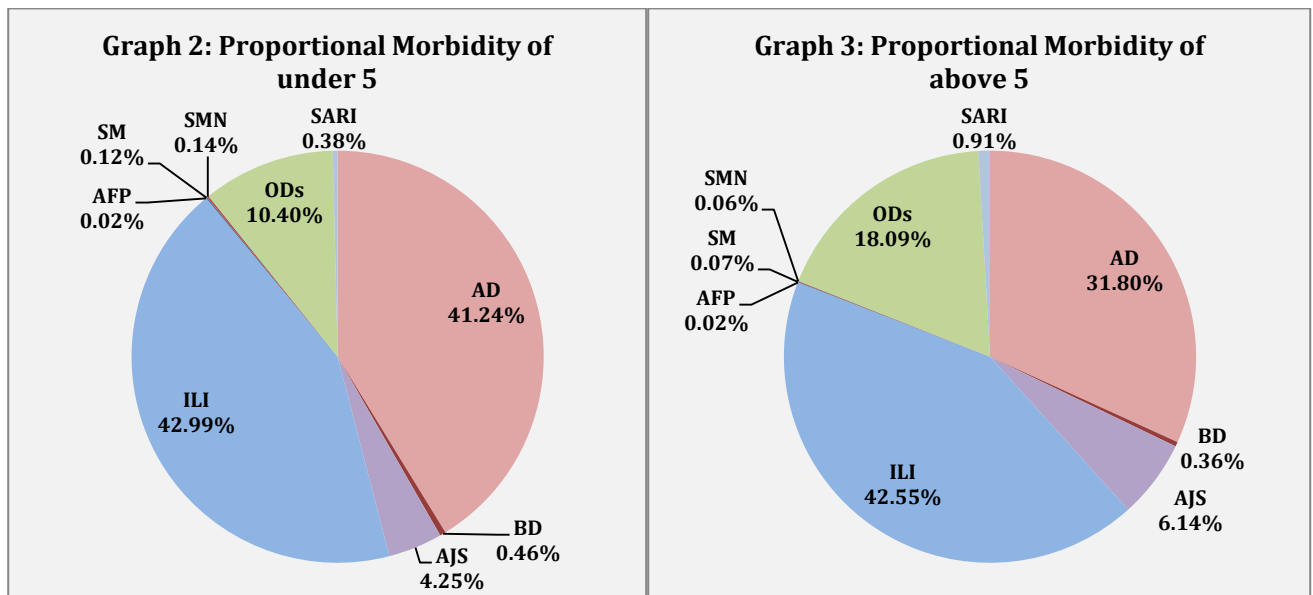


❖ Timeliness of reporting is 91%.

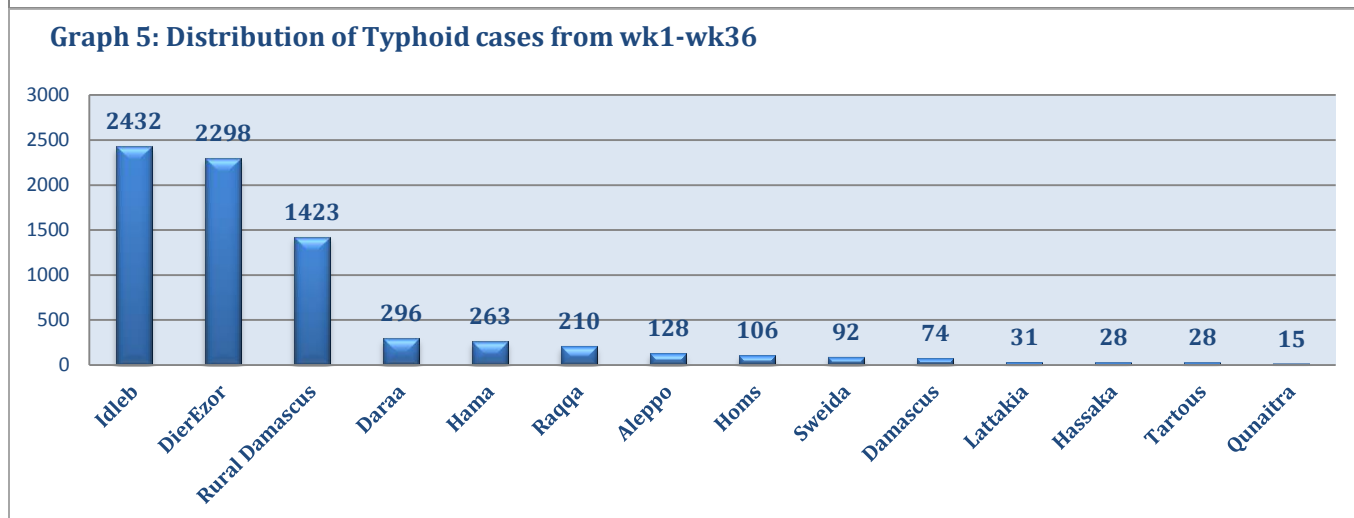
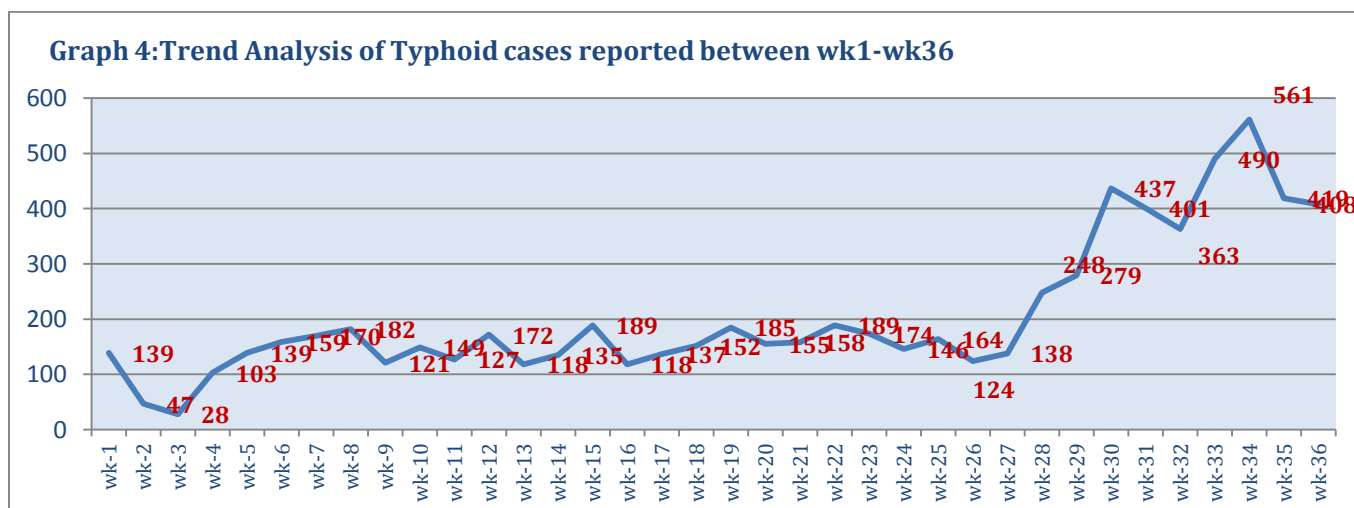
❖ The Morbidity Cases

❖ Out of the 174,926 total consultations, a total of 20,054 EWARS notifiable cases were reported; of which 8,575 cases were Influenza like Illness (43%), 7,276 cases were Acute Diarrhoea (36%), 1052 cases of AJS, 132 cases of Sever Acute Respiratory Infection, 82 cases of Bloody Diarrhoea, 19 cases of Suspected Meningitis, 18 cases of Suspected Measles, and 4 AFP cases.

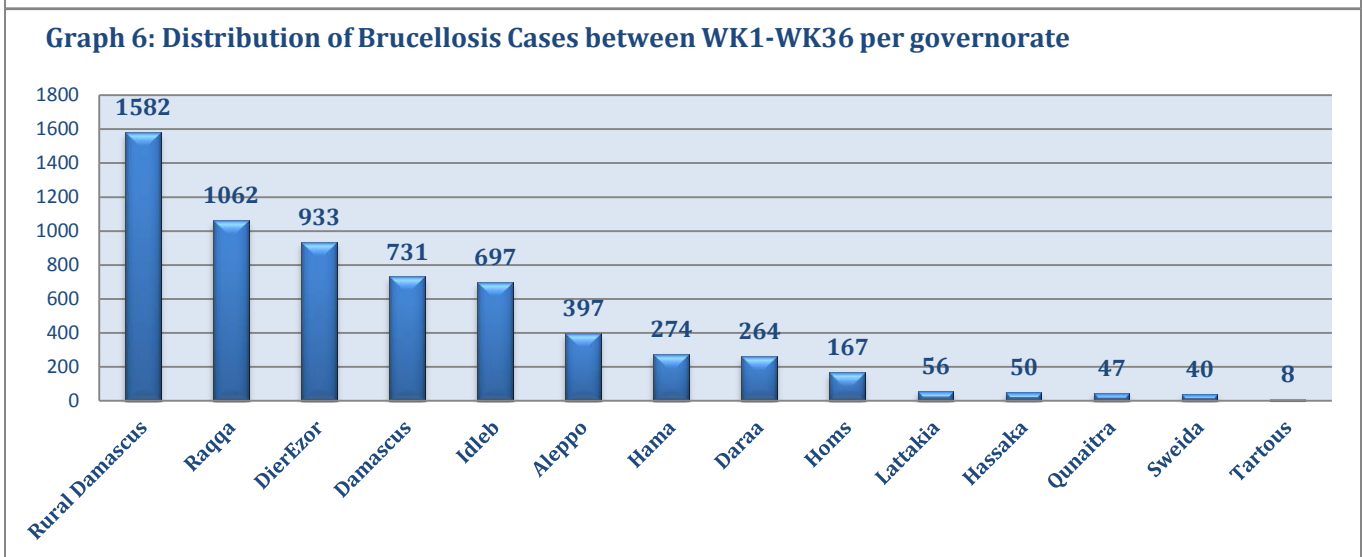
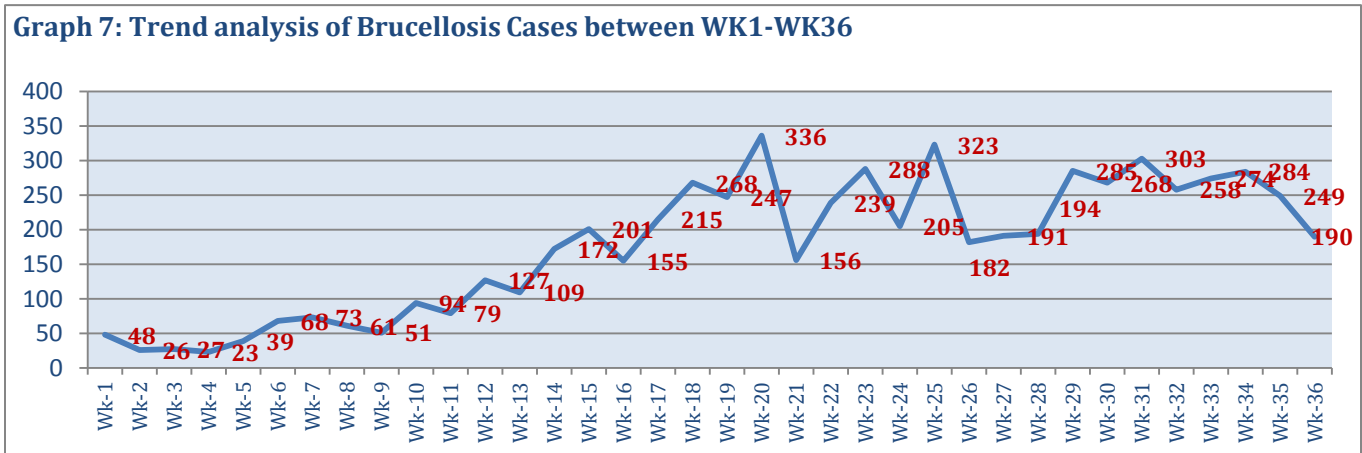
❖ Graphs 2 and 3 below show the proportional morbidity among < 5 and ≥ 5 year age groups respectively.



- ❖ AD constitutes (41%) among < 5 and (31.8%) among ≥ 5, while ILI constitutes (42.9%) of the cases among <5 and (42.5%) among ≥ 5.
- ❖ 51% of cases were distributed among males. 53% of the cases were distributed among ≥5 age group.
- ❖ In total 2,896 cases were reported as “other diseases”. The most important diseases reported within this group were; 408 cases of Typhoid (most of which were reported from Idleb 63%, DierEzor 14% and Rural Damascus 9%), 358 cases of Leishmaniasis (most of which were reported from Idleb 57%, Aleppo 15%, and Hamah 12%), 190 cases of Brucellosis (most of which were reported from Idleb 27%, Rural Damascus 24%, and DierEzor 15%), 53 cases of Pertussis, and 11 cases of TB.
- ❖ Graph 4 and 5 below show the trend analysis of Typhoid cases reported from all governorates and the distribution of cases per governorates respectively. It shows that that the accumulative number of cases is higher in Idleb, DierEzor and Rural Damascus. In addition, the highest number of cases reported for this week were from Idleb.



- ❖ Graph 6 and 7 below show the trend analysis of Brucellosis cases reported from all governorates and the distribution of cases per governorates respectively. It shows that that the accumulative number of cases is higher in Rural Damascus, Raqqa and DierEzor while the highest number of cases reported for this week were from Idleb, Rural Damascus and DierEzor.



❖ The Response

Acute flaccid paralysis: Stool sample were collected from the AFP cases and sent to the reference lab in Damascus. The next round of Polio national vaccination campaign will be implemented between 18 and 22 of October. The annualized rate is 3 up to this week.

Bloody Diarrhoea: Most cases were reported from Lattakia and inaccessible areas in DierEzor, Cases are not clustered and were managed properly. WHO provided health directorate in Lattakia with Diarrhoea medicines needed to manage the increase in the number of cases.

Measles: Blood samples have been collected from some cases and sent to the reference lab in Damascus.

Brucellosis: Workshops on the diagnosis and treatment of Brucellosis were conducted by ministry of health for the health workers. Brochures for raising the awareness on Brucellosis prevention measures have been distributed to most governorates.

Meningitis: Cases were managed according to the national protocol; and investigation forms were filled for some cases but not all; it shows that most of the cases are viral meningitis not bacterial. Preventive therapy was provided as necessary for contacts of the probable bacterial meningitis.

Typhoid: Trainings on case management of Typhoid and other water and food borne diseases were conducted by ministry of health for the health workers in nine governorates. WHO sent Typhoid medicines to Talbisa area in Homs where an increase in the Typhoid cases was reported in previous week.

Table-1: Distribution of cases per age group, and by Governorate-week-36, 2015:

Code	age group	Idleb	Hassaka	Raqqa	Sweida	Qunaitra	Lattakia	Aleppo	Hama	Homs	Daraa	Damascus	DierEzor	Rural Damascus	Tartous	Grand Total
AD	< 5	335	121	242	53	130	798	575	105	118	102	466	391	342	148	3926
	≥ 5	311	38	103	74	143	549	459	39	94	64	602	362	250	262	3350
BD	< 5	0	3	7	0	4	10	0	0	0	2	5	12	1	0	44
	≥ 5	0	9	0	0	9	8	2	0	1	1	2	2	2	2	38
AWD	< 5	0	0	0	0	0	0	0	0	0	0	0	0	0	0	0
	≥ 5	0	0	0	0	0	0	0	0	0	0	0	0	0	0	0
AJS	< 5	181	0	31	4	9	10	72	6	20	6	22	35	8	1	405
	≥ 5	176	4	20	9	17	83	96	16	18	7	124	10	52	15	647
ILI	< 5	375	59	0	109	182	1398	559	67	10	39	291	422	216	366	4093
	≥ 5	297	39	0	281	363	1020	299	21	28	48	563	404	307	812	4482
AFP	< 5	0	0	0	0	0	0	0	0	0	0	1	0	1	0	2
	≥ 5	0	0	0	0	0	0	0	0	0	0	1	0	1	0	2
SM	< 5	0	0	3	0	0	0	1	0	2	0	2	3	0	0	11
	≥ 5	0	0	0	0	0	2	1	0	1	0	1	2	0	0	7
SMN	< 5	0	0	7	2	0	2	0	1	0	0	1	0	0	0	13
	≥ 5	0	0	2	0	0	1	0	0	0	0	3	0	0	0	6
SARI	< 5	16	1	0	1	0	0	0	3	0	0	14	1	0	0	36
	≥ 5	27	0	0	9	0	0	0	2	0	0	56	2	0	0	96
Others	< 5	465	1	17	1	70	21	234	16	13	1	31	35	78	7	990
	≥ 5	421	5	13	12	103	93	530	137	38	15	187	103	233	16	1906
Total Sum of < 5		1372	185	307	170	395	2239	1441	198	163	150	833	899	646	522	9520
Total Sum of ≥ 5		1232	95	138	385	635	1756	1387	215	180	135	1539	885	845	1107	10534
Total		2604	280	445	555	1030	3995	2828	413	343	285	2372	1784	1491	1629	20054