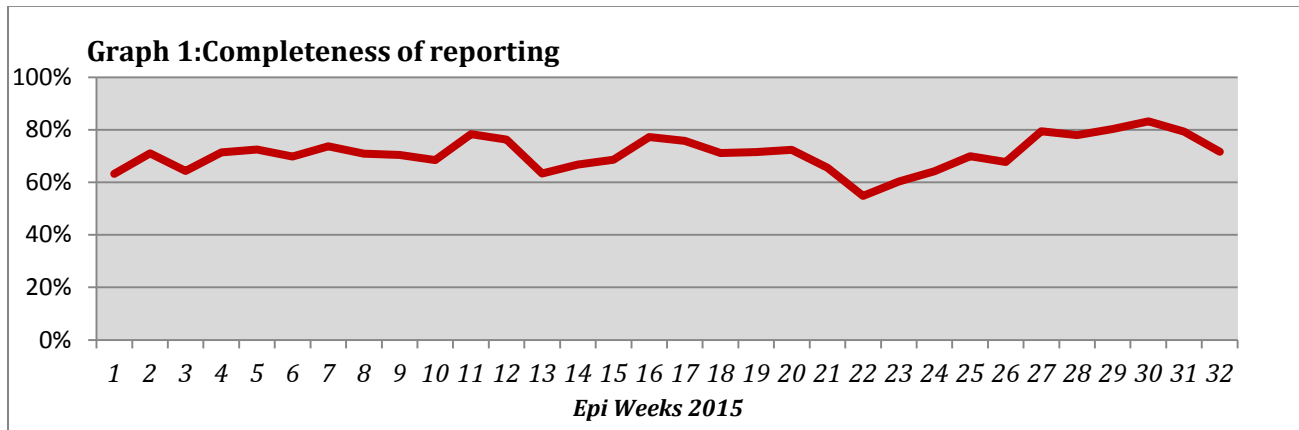


Highlights:

- ❖ 3 AFP cases were detected in Dier Ezor (2) and Hama (1).
- ❖ 2 AWD cases were detected in Rural Damascus and Raqqa.

❖ Completeness& Timeliness of Reporting

- ❖ The overall completeness of reporting was 72%; (672 out of total 938 EWARS sentinel sites). (See Graph 1). 14 governorates have reported this week.

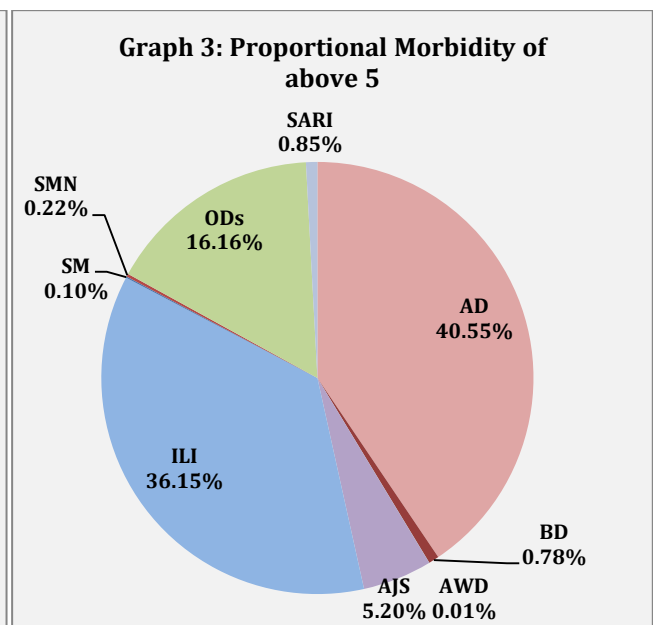
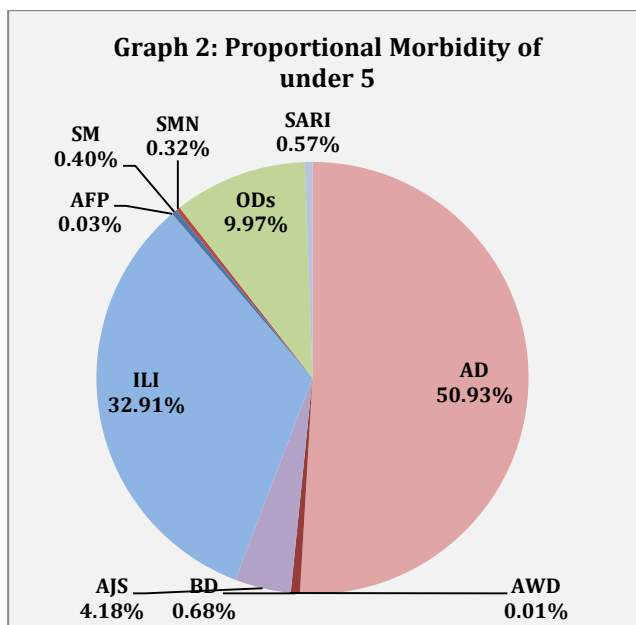


- ❖ Timeliness of reporting is 67%.

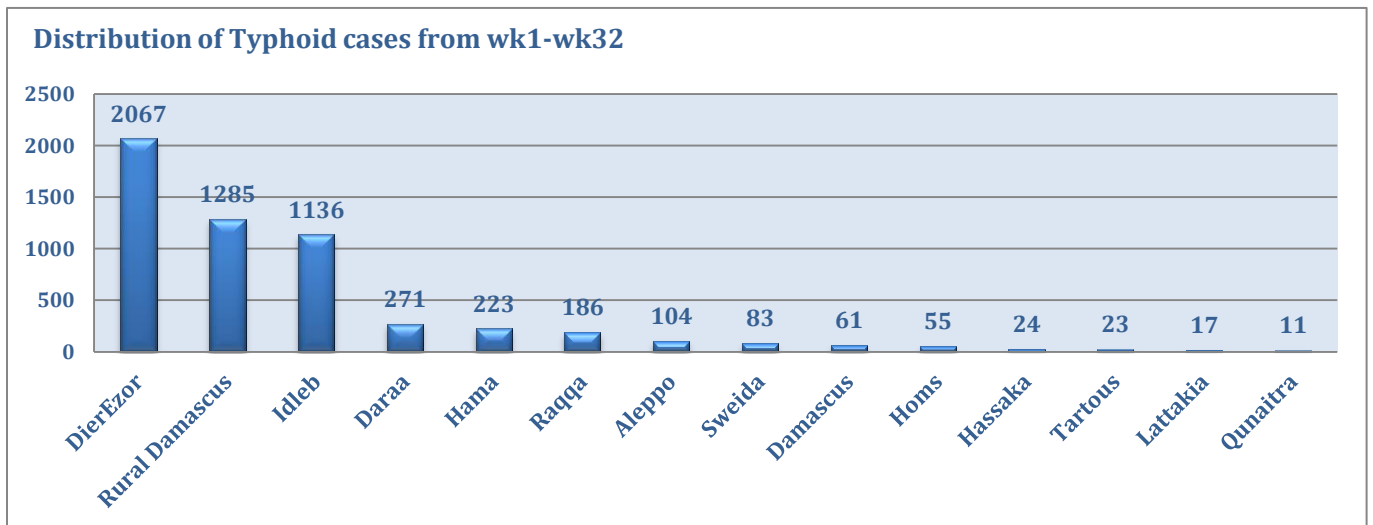
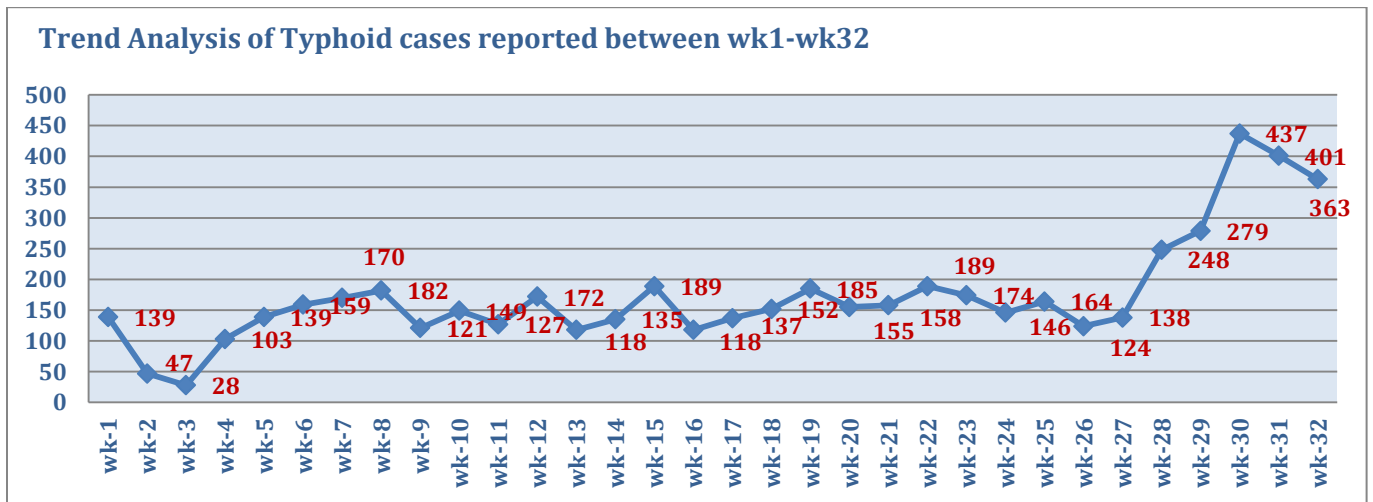
❖ The Morbidity Cases

- ❖ Out of the 167,119 total consultations, a total of 20,187 EWARS notifiable cases were reported; of which 9,131 cases were Acute Diarrhoea (45%), 7,002 cases were Influenza like Illness (35%), 957 cases of AJS, , 148 cases of Bloody Diarrhoea, 146 cases of Sever Acute Respiratory Infection, 53 cases of Meningitis, 47 cases of Suspected Measles, 3 cases of AFP and 2 AWD cases.

- ❖ Graphs 2 and 3 below show the proportional morbidity among < 5 and ≥ 5 year age groups respectively.

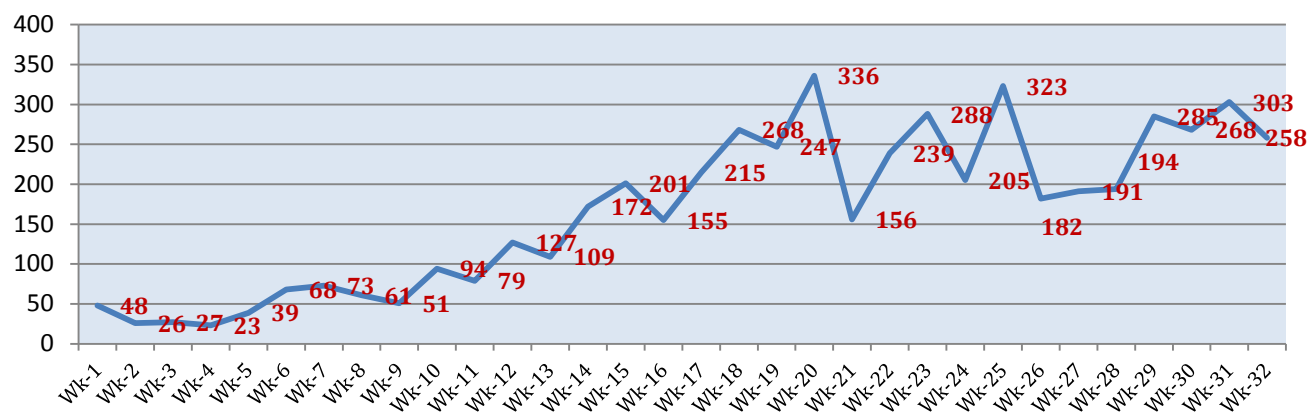


- ❖ AD constitutes (50.93%) among < 5 and (40.55%) among ≥ 5, while ILI constitutes (32.91%) of the cases among <5 and (36.15%) among ≥ 5.
- ❖ 51% of cases were distributed among males. 55% of the cases were distributed among ≥5 age group.
- ❖ In total, 2,698 cases were reported as “other diseases”. The most important diseases reported within this group were: 363 cases of Typhoid (most of which were reported from Idleb 63%, and Dier Ezor 21%), 353 cases of Leishmaniasis (most of which were reported from Idleb 50%, Hamah 20%, and Damascus 11%), 258 cases of Brucellosis (most of which were reported from Idleb 37%, Rural Damascus 24%, and Dier Ezor 11%), 55 cases of Pertussis, and 17 cases of TB.
- ❖ Graph 4 and 5 below show the trend analysis of Typhoid cases reported from all governorates and the distribution of cases per governorate respectively. It shows that Dier Ezor, Rural Damascus and Idleb have the highest number of cases.

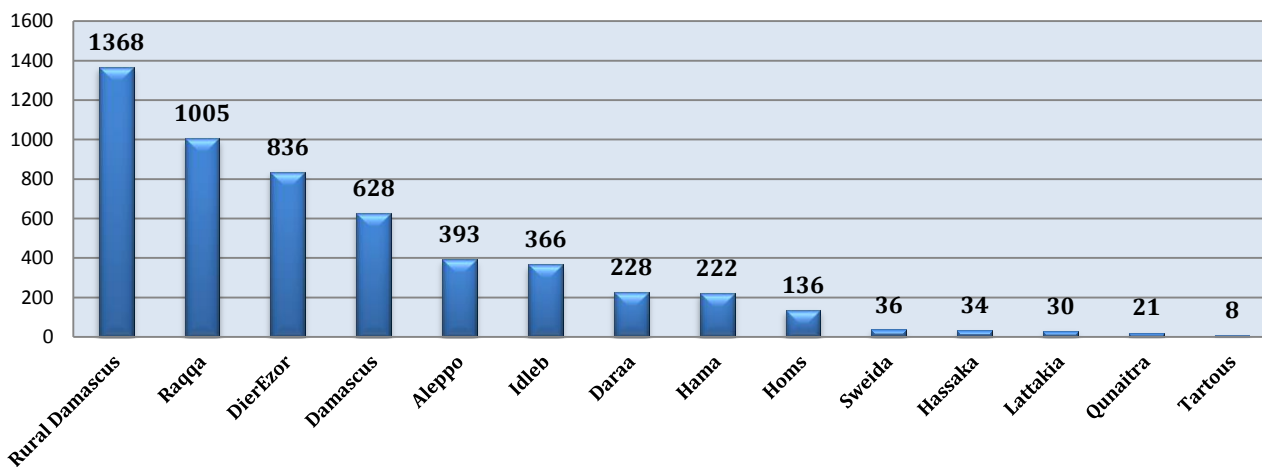


- ❖ Graph 6 and 7 below show the trend analysis of Brucellosis cases reported from all governorates and the distribution of cases per governorate respectively. It shows that Rural Damascus, Raqqqa and Dier Ezor have the highest number of cases.

Graph 6: Trend analysis of Brucellosis Cases between WK1-WK32



Graph 7: Distribution of Brucellosis Cases between WK1-WK32 per governorate



❖ The Response

Acute flaccid paralysis: Investigation forms were filled for the detected cases, while Stool samples were not collected from the AFP cases reported from Deir Ezor due to inaccessibility problems, while stool sample was collected from the reported case from Hama and sent to the reference lab in Damascus. The last round of Polio national vaccination campaign was implemented between 31st May and 4th June. The annualized rate is 3 up to this week.

Acute Watery Diarrhoea: sample was collected from the detected case in Raqqa and tested by using Cholera rapid test, the result showed no Cholera. The detected case in Rural Damascus was in inaccessible area, no sample was collected, and case was managed properly.

Bloody Diarrhoea: Most cases were reported from inaccessible areas, no samples have been collected from the detected cases. All the cases were managed properly.

Measles: Blood samples have been collected from some cases and sent to the reference lab in Damascus.

Brucellosis: Health educational sessions continue to ensure food safety at health facilities level. Brochures for raising the awareness on Brucellosis prevention measures have been distributed to all governorates.

Meningitis: Cases were managed according to the national protocol; and investigation forms were filled for some cases but not all; it shows that most of the cases are viral meningitis not bacterial. Preventive therapy was provided as necessary for contacts of the probable Bacterial Meningitis

Typhoid: Health educational sessions have been conducted to ensure water safety at health facilities level. Brochures for raising the awareness on Typhoid prevention measures have been distributed to all governorates.

Table-1: Distribution of cases per age group, and by Governorate-week-32, 2015:

Code	age group	Idleb	Hassaka	Raqqa	Sweida	Qunaitra	Lattakia	Aleppo	Hama	Homs	Daraa	Damascus	DierEzor	Rural Damascus	Tartous	Grand Total	
AD	< 5	348	124	223	188	116	795	719	273	6	192	523	458	480	193	4638	9131
	≥ 5	307	30	66	242	151	743	731	239	5	190	621	288	399	481	4493	
BD	< 5	9	3	1	9	3	10	0	0	0	1	4	17	4	1	62	148
	≥ 5	26	3	0	10	6	5	0	0	0	11	13	0	12	0	86	
AWD	< 5	0	0	1	0	0	0	0	0	0	0	0	0	0	0	1	2
	≥ 5	0	0	0	0	0	0	0	0	0	0	0	0	1	0	1	
AJS	< 5	174	0	26	1	3	8	98	5	0	0	16	22	28	0	381	957
	≥ 5	147	0	13	9	22	45	129	30	1	1	92	14	70	3	576	
ILI	< 5	364	2	1	120	127	655	317	109	0	7	263	403	304	325	2997	7002
	≥ 5	338	6	0	209	310	856	260	131	0	5	509	335	388	658	4005	
AFP	< 5	0	0	0	0	0	0	0	1	0	0	0	2	0	0	3	3
	≥ 5	0	0	0	0	0	0	0	0	0	0	0	0	0	0	0	
SM	< 5	3	0	11	0	0	5	2	1	0	0	4	3	5	2	36	47
	≥ 5	2	0	2	0	0	3	0	0	0	0	1	1	2	0	11	
SMN	< 5	0	0	6	0	0	3	0	7	0	0	4	0	9	0	29	53
	≥ 5	0	0	1	0	0	1	0	4	0	0	6	0	12	0	24	
SARI	< 5	32	0	0	2	0	0	0	8	0	0	7	3	0	0	52	146
	≥ 5	31	0	0	7	0	0	0	5	0	0	43	1	7	0	94	
Others	< 5	409	0	26	2	37	19	189	17	0	1	23	52	122	11	908	2698
	≥ 5	394	3	7	14	103	177	331	127	1	11	173	132	295	22	1790	
Total Sum of < 5		1339	129	295	322	286	1495	1325	421	6	201	844	960	952	532	9107	20187
Total Sum of ≥ 5		1245	42	89	491	592	1830	1451	536	7	218	1458	771	1186	1164	11080	
Total		2584	171	384	813	878	3325	2776	957	13	419	2302	1731	2138	1696	20187	