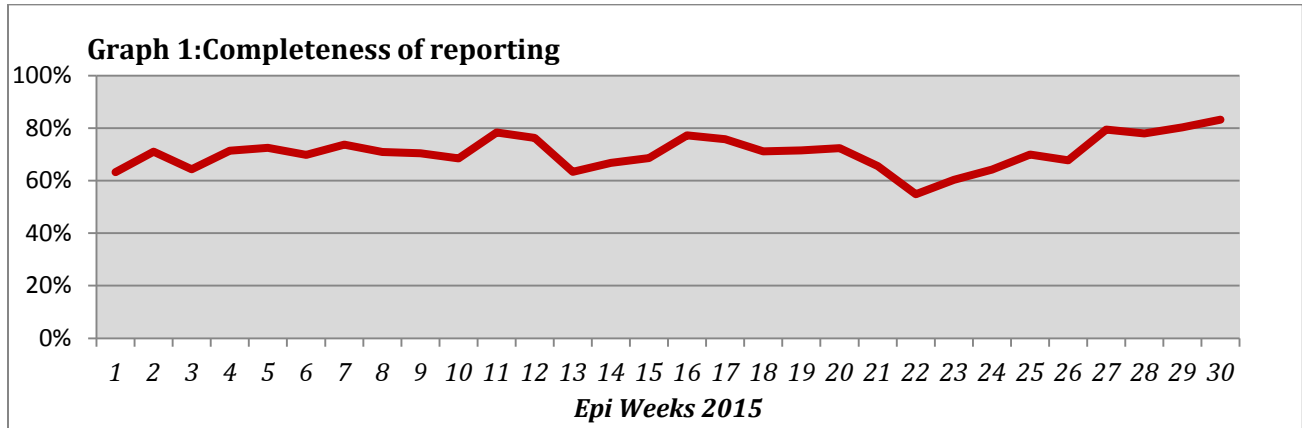


Highlights:

❖ Remarkable increase in the number of Typhoid cases in Deir-ez-Zor.

❖ Completeness& Timeliness of Reporting

❖ The overall completeness of reporting was 83%; (754 out of total 906 EWARS sentinel sites).(See Graph 1). 14 governorates have reported this week.

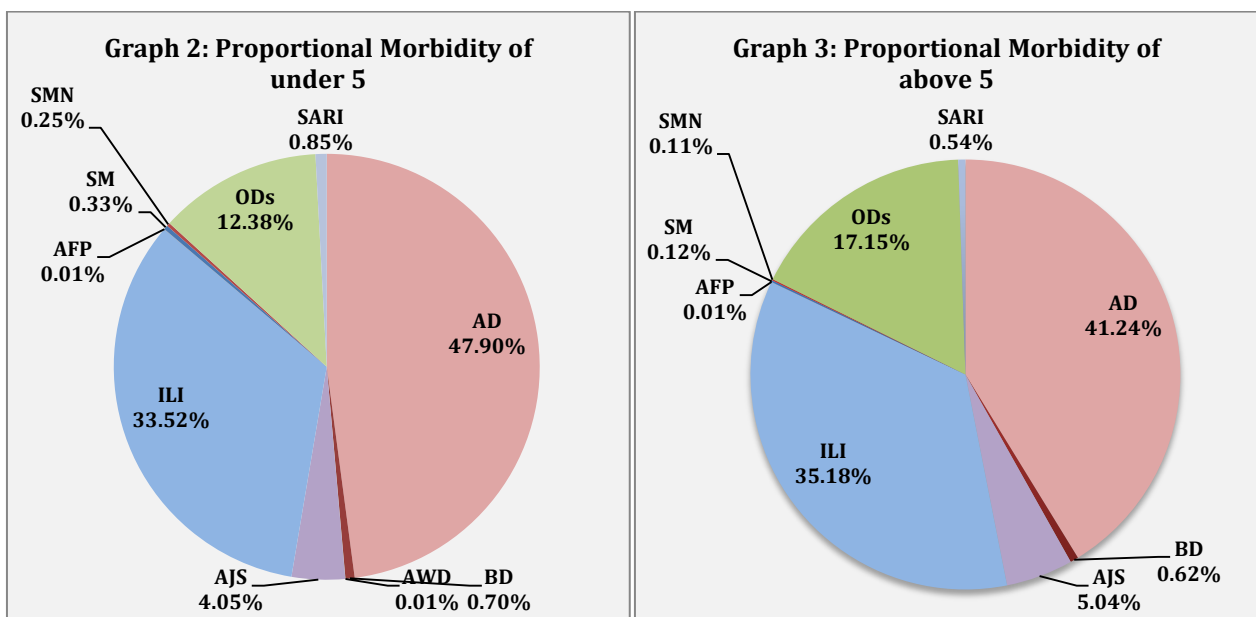


❖ Timeliness of reporting is 90%.

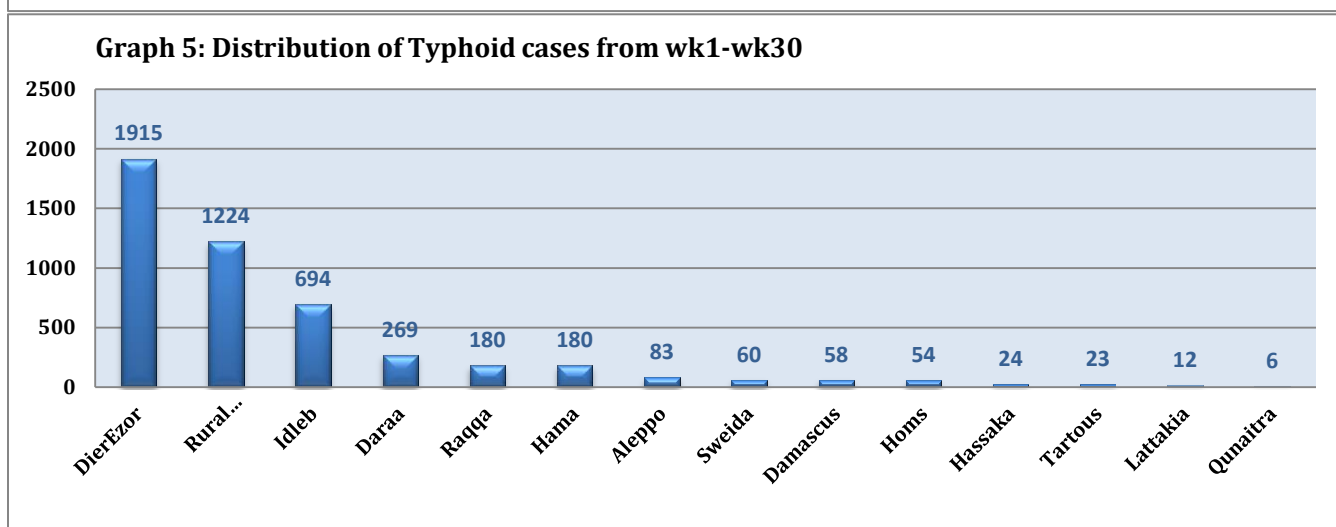
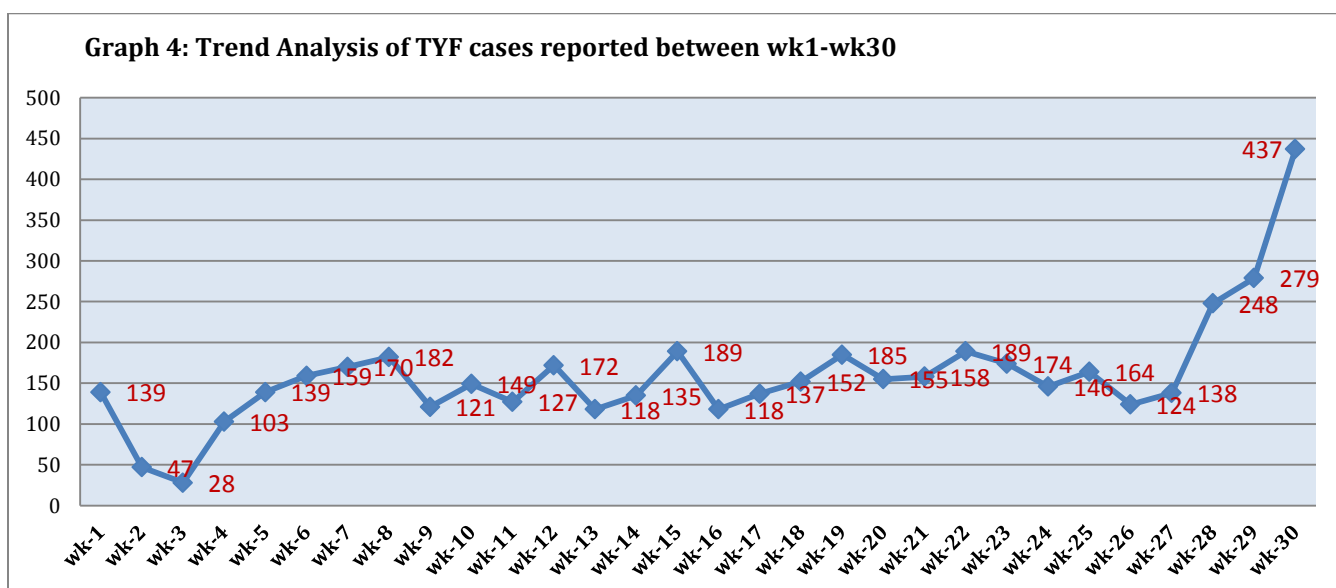
❖ The Morbidity Cases

❖ Out of the 152,718 total consultations, a total of 17,326 EWARS notifiable cases were reported; of which 7,672 cases were Acute Diarrhoea (44%). 5,965 cases were Influenza like Illness (34%), 795 cases of AJS, 118 cases of Sever Acute Respiratory Infection, 113 cases of Bloody Diarrhoea, 37 cases of Suspected Measles, and 30 cases of Meningitis and 2 AFP cases.

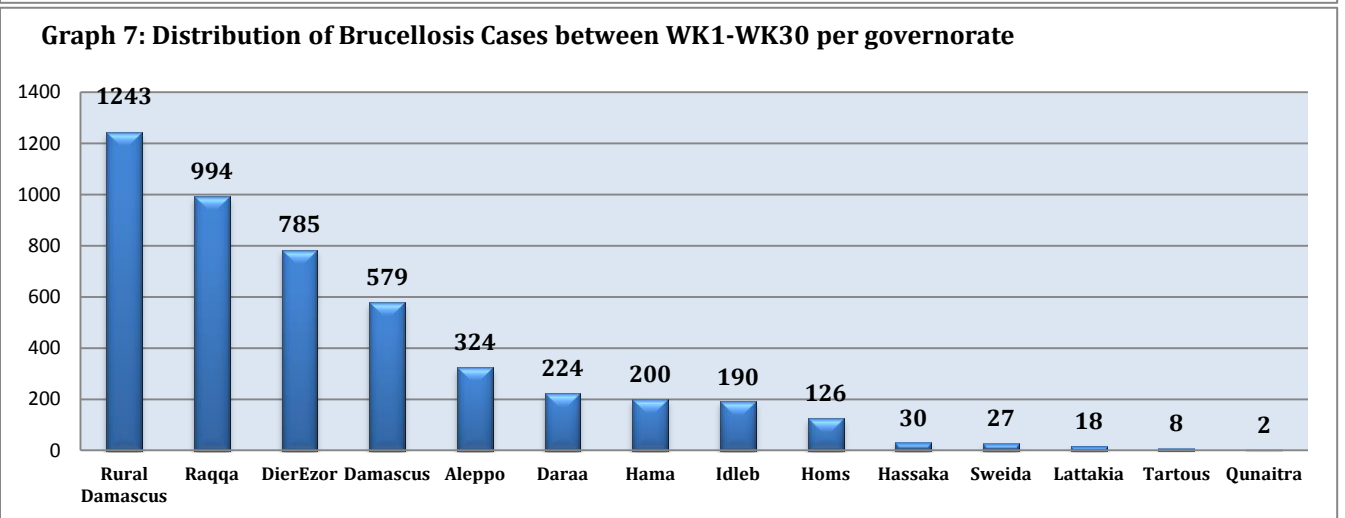
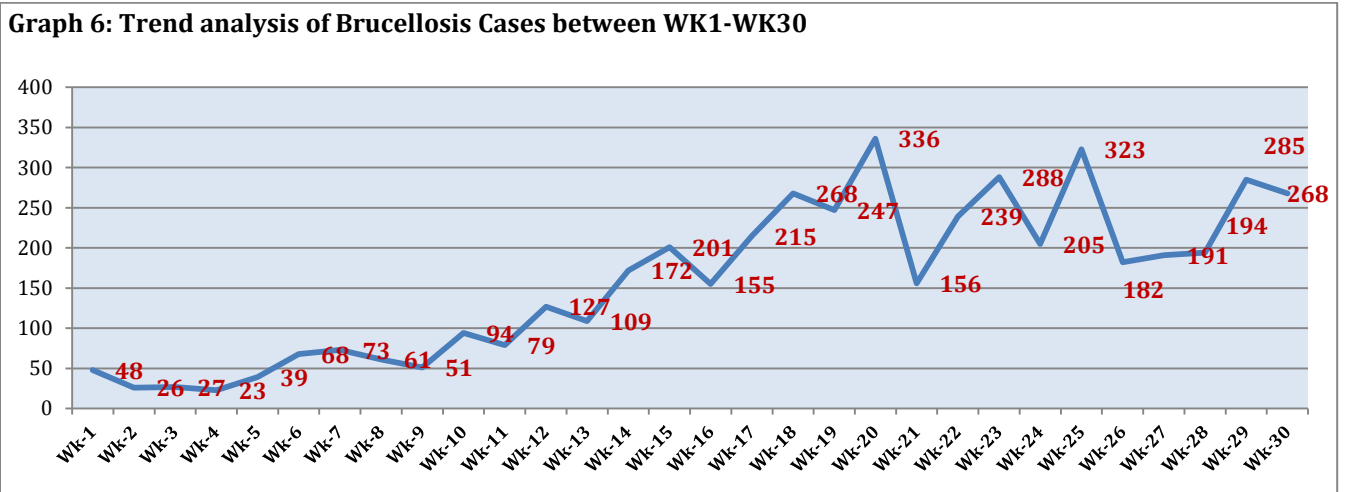
❖ Graphs 2 and 3 below show the proportional morbidity among < 5 and ≥ 5 year age groups respectively.



- ❖ AD constitutes (47.90%) among < 5 and (41.24%) among ≥ 5, while ILI constitutes (33.52%) of the cases among < 5 and (35.18%) among ≥ 5.
- ❖ 52% of cases were among males. And 54% of the cases were among ≥5 age group.
- ❖ In total, 2,594 cases were reported as “other diseases”. The most important diseases reported within this group were: 437 cases of Typhoid (most of which were reported from Deir-ez-Zor 42%, and Idleb 41%), 269 cases of Leishmaniasis (most of which were reported from Idleb 52%, Hamah 19%, and Aleppo 11%), 268 cases of Brucellosis (most of which were reported from Aleppo 26%, Idleb 21%, and Rural Damascus 17%), 47 cases of Pertussis, and 13 cases of TB.
- ❖ Graph 4 and 5 below show the trend analysis of Typhoid cases reported from all governorates and the distribution of cases per governorate respectively. It shows that Deir-ez-Zor, Rural Damascus and Idleb have the highest number of cases.



- ❖ Graph 6 and 7 below show the trend analysis of Brucellosis cases reported from all governorates and the distribution of cases per governorate respectively. It shows that Rural Damascus, Raqqa and Deir-ez-Zor have the highest number of cases.



❖ The Response

Acute flaccid paralysis: Stool samples were collected from the AFP cases and sent to the reference lab in Damascus. The last round of Polio national vaccination campaign was implemented between 31st May and 4th June. The annualized rate is 3 up to this week.

Bloody Diarrhoea: Most cases were reported from inaccessible areas in Deir-ez-Zor, no samples have been collected from the detected cases. All the cases were managed properly.

Measles: Blood samples have been collected from some cases and sent to the reference lab in Damascus. Strengthen routine immunisation sessions were conducted in the areas which expect to have high number of dropped out children.

Typhoid: For the most affected governorates (Deir-ez-Zor and Idleb), no response measure has been taken due to access problem. Regarding Rural Damascus governorate; WHO delivered medicines to the most affected areas in Rural Damascus, enough to treat 2,400 patients by SARC and DoH mobile clinic (through their weekly medical visits to the affected areas). In addition, WHO is preparing brochures for raising the awareness on Typhoid prevention measures.

Meningitis: Cases are not clustered and have managed according to the national protocol; and investigation forms were filled for all the cases except Raqqa cases; it shows that most of the cases are viral meningitis not bacterial. Preventive therapy was provided as necessary for contacts of the probable bacterial Meningitis.

Table-1: Distribution of cases per age group, and by Governorate-week-30, 2015:

Code	age group	Idleb	Hassaka	Raqqa	Sweida	Qunaitra	Lattakia	Aleppo	Hama	Homs	Daraa	Damascus	DierEzor	Rural Damascus	Tartous	Grand Total
AD	< 5	348	201	213	156	114	333	530	186	79	103	411	660	302	152	3788
	≥ 5	287	38	73	194	115	541	765	179	93	92	536	382	241	348	3884
BD	< 5	1	2	0	6	4	4	0	0	0	1	9	27	0	1	55
	≥ 5	0	5	0	5	9	6	0	0	0	6	6	18	3	0	58
AWD	< 5	0	0	0	0	0	0	0	0	0	0	0	0	0	0	0
	≥ 5	0	0	0	0	0	0	0	0	0	0	0	0	0	0	0
AJS	< 5	150	0	25	1	6	4	52	8	15	0	26	25	8	0	320
	≥ 5	138	1	9	7	12	16	97	37	26	2	72	6	48	4	475
ILI	< 5	369	8	0	82	149	582	253	94	13	45	206	416	164	270	2651
	≥ 5	323	13	0	171	270	628	183	87	20	48	386	325	248	612	3314
AFP	< 5	0	0	0	0	0	0	0	1	0	0	0	0	0	0	1
	≥ 5	0	0	0	0	0	0	0	0	0	0	0	0	1	0	1
SM	< 5	1	0	15	0	0	4	0	0	0	0	1	4	1	0	26
	≥ 5	4	0	3	0	0	1	0	0	0	1	1	1	0	0	11
SMN	< 5	3	0	7	0	0	0	0	7	1	0	2	0	0	0	20
	≥ 5	2	0	1	0	0	0	1	4	0	0	2	0	0	0	10
SARI	< 5	45	0	0	1	0	0	0	12	0	0	6	3	0	0	67
	≥ 5	18	0	0	6	0	0	0	7	0	0	19	1	0	0	51
Others	< 5	288	0	23	0	58	12	290	17	10	18	31	154	75	3	979
	≥ 5	335	5	11	7	72	83	445	89	48	9	159	130	200	22	1615
Total Sum of < 5		1205	211	283	246	331	939	1125	325	118	167	692	1289	550	426	7907
Total Sum of ≥ 5		1107	62	97	390	478	1275	1491	403	187	158	1181	863	741	986	9419
Total		2312	273	380	636	809	2214	2616	728	305	325	1873	2152	1291	1412	17326