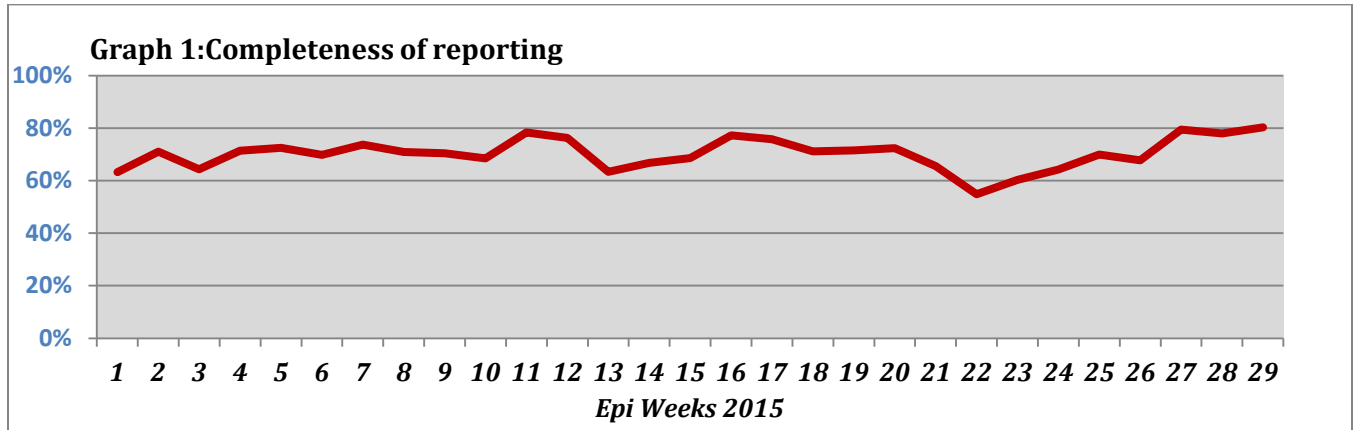


Highlights:

- ❖ Remarkable increase in the number of Brucellosis in Rural Damascus.

❖ Completeness& Timeliness of Reporting

- ❖ The overall completeness of reporting was 80%; (727 out of total 906 EWARS sentinel sites).(See Graph 1). 14 governorates have reported this week.

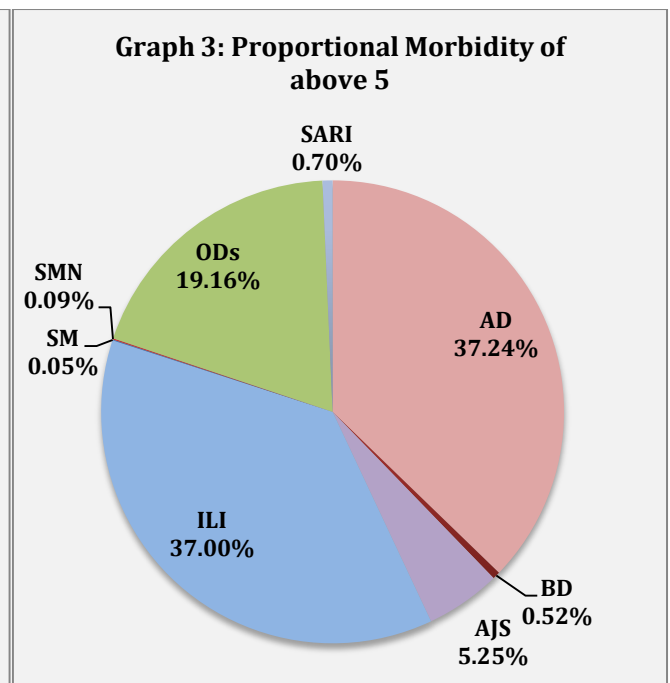
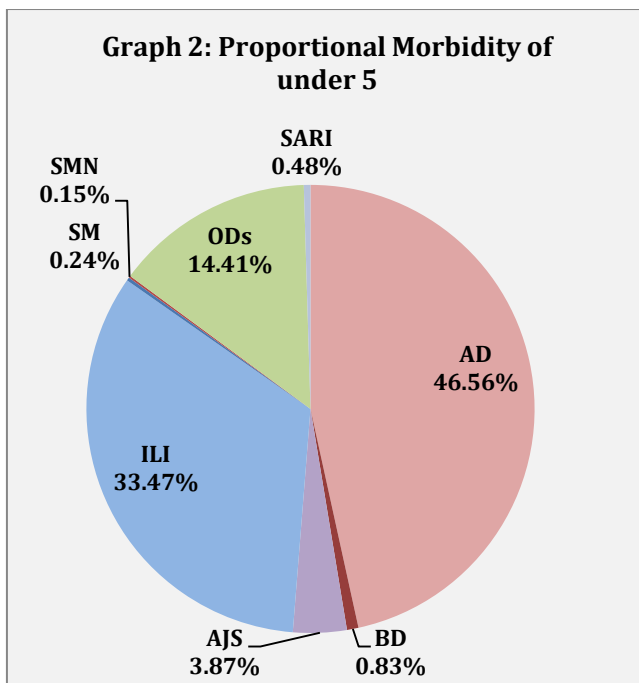


- ❖ Timeliness of reporting is 79%.

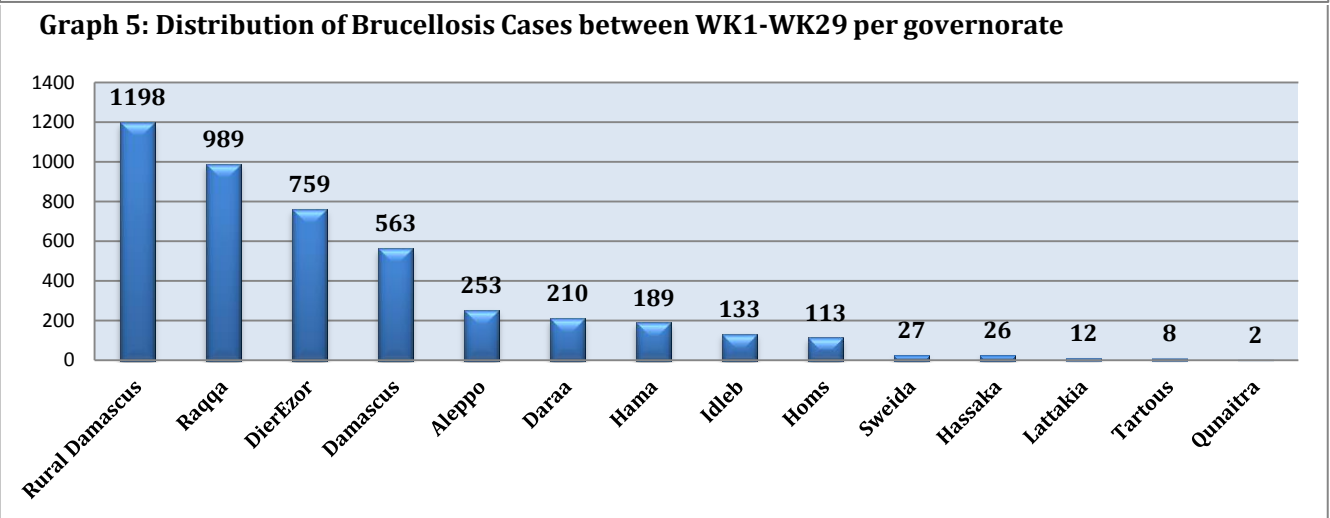
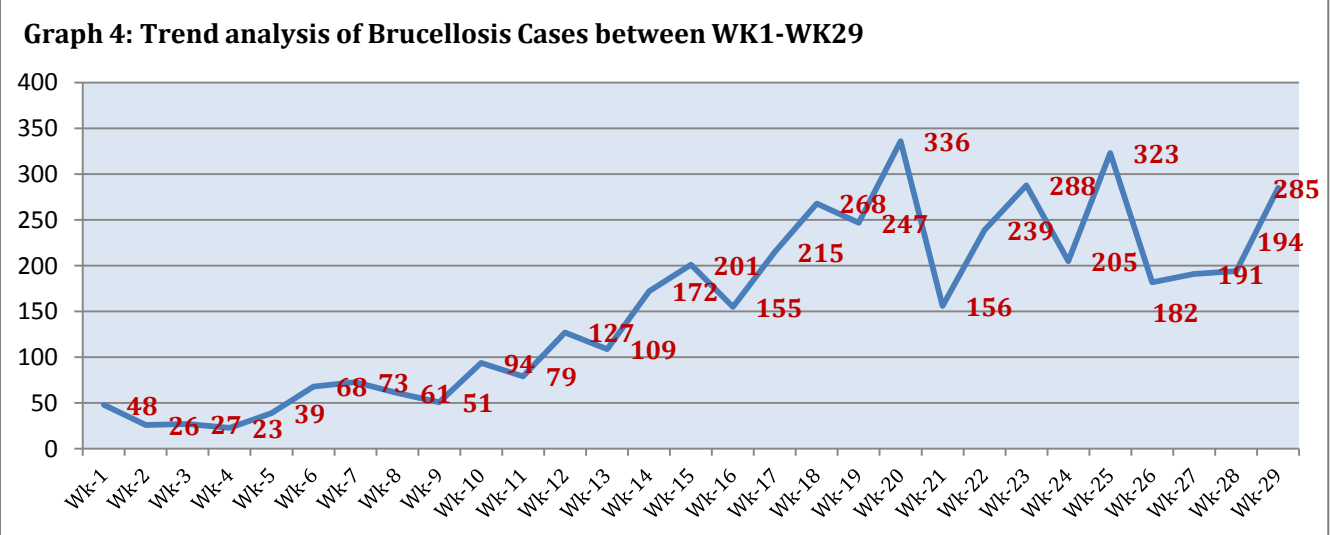
❖ The Morbidity Cases

- ❖ Out of the 150,530 total consultations, a total of 16,743 EWARS notifiable cases were reported; of which 6,941 cases were Acute Diarrhoea (41%). 5,927 cases were Influenza like Illness (35%), 774 cases of AJS, 111 cases of Bloody Diarrhoea, 100 cases of Sever Acute Respiratory Infection, 23 cases of Suspected Measles, and 19 cases of Meningitis.

- ❖ Graphs 2 and 3 below show the proportional morbidity among < 5 and ≥ 5 year age groups respectively.



- ❖ AD constitutes (46.56%) among < 5 and (37.24%) among ≥ 5, while ILI constitutes (33.47%) of the cases among < 5 and (37%) among ≥ 5.
- ❖ 51% of cases were among males. And 55% of the cases were among ≥5 age group.
- ❖ In total, 2,848 cases were reported as “other diseases”. The most important diseases reported within this group were: 285 cases of Brucellosis (most of which were reported from Aleppo 33%, Rural Damascus 23% and Idleb 20%), 274 cases of Leishmaniasis (most of which were reported from Idleb 66%, Hamah 15%, and Aleppo 10%), 279 cases of Typhoid (most of which were reported from Idleb 54%, DierEzor 16% and Rural Damascus 13%), 28 cases of Pertussis, and 11 cases of TB.
- ❖ Graph 4 and 5 below show the trend analysis of Brucellosis cases reported from all governorates and the distribution of cases per governorates respectively. It shows that Rural Damascus, Raqqa and Deir Ezore have the highest number of cases.



❖ The Response

Acute Diarrhoea: Oral Rehydration Salt sachets were distributed on the most affected areas. MoH is developing brochures in collaboration with WHO to increase awareness about the prevention of different water and food borne diseases.

Bloody Diarrhoea: no samples have been collected from the detected cases. All the cases were managed probably.

Measles: Blood samples have been collected from some cases and sent to the reference lab in Damascus. Strengthen routine immunisation sessions were conducted in most hard to reach areas and other areas which expect to have high number of dropped out children.

Brucellosis: Brucellosis medicines to treat patients were delivered by WHO to Rural Damascus and Homs directorates.

Meningitis: Cases were managed according to the national protocol; and investigation forms were filled for some cases but not all; it shows that most of the cases are viral meningitis not bacterial. Preventive therapy was provided as necessary for contacts of the probable bacterial Meningitis.

Table-1: Distribution of cases per age group, and by Governorate-week-29, 2015:

Code	age group	Idleb	Hassaka	Raqqqa	Sweida	Qunaitra	Lattakia	Aleppo	Hama	Homs	Daraa	Damascus	DierEzor	Rural Damascus	Tartous	Grand Total
AD	< 5	371	75	148	182	55	592	581	173	84	128	437	302	308	92	3528
	≥ 5	316	33	57	218	75	507	748	184	62	73	497	204	232	207	3413
BD	< 5	2	20	0	11	0	4	0	0	0	8	3	12	3	0	63
	≥ 5	2	4	0	3	5	7	3	0	0	5	4	6	9	0	48
AWD	< 5	0	0	0	0	0	0	0	0	0	0	0	0	0	0	0
	≥ 5	0	0	0	0	0	0	0	0	0	0	0	0	0	0	0
AJS	< 5	168	0	15	1	4	10	38	8	0	2	22	16	9	0	293
	≥ 5	121	0	5	6	9	25	129	36	7	10	67	7	56	3	481
ILI	< 5	392	2	0	116	18	587	226	56	10	31	264	344	213	277	2536
	≥ 5	404	7	0	201	99	668	200	92	16	46	383	316	332	627	3391
AFP	< 5	0	0	0	0	0	0	0	0	0	0	0	0	0	0	0
	≥ 5	0	0	0	0	0	0	0	0	0	0	0	0	0	0	0
SM	< 5	4	0	4	0	0	1	0	1	1	0	3	3	0	1	18
	≥ 5	2	0	0	0	0	0	0	0	0	0	0	3	0	0	5
SMN	< 5	0	0	2	1	0	0	0	1	1	0	6	0	0	0	11
	≥ 5	0	0	3	0	0	0	0	4	0	0	1	0	0	0	8
SARI	< 5	15	0	0	1	0	0	0	10	0	0	7	3	0	0	36
	≥ 5	22	0	0	6	0	0	0	5	0	0	29	2	0	0	64
Others	< 5	299	0	9	7	46	40	506	5	9	25	29	38	79	0	1092
	≥ 5	395	2	4	20	92	105	540	69	53	43	132	97	198	6	1756
Total Sum of < 5		1251	97	178	319	123	1234	1351	254	105	194	771	718	612	370	7577
Total Sum of ≥ 5		1262	46	69	454	280	1312	1620	390	138	177	1113	635	827	843	9166
Total		2513	143	247	773	403	2546	2971	644	243	371	1884	1353	1439	1213	16743