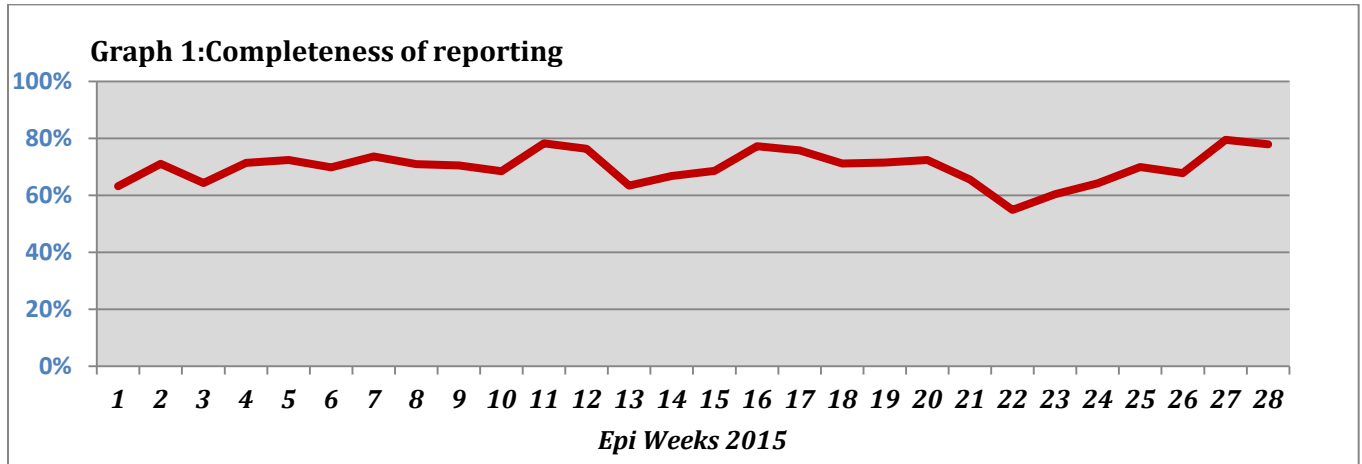


### Highlights:

- ❖ 2 AWD were detected in Rural Damascus.

### ❖ Completeness& Timeliness of Reporting

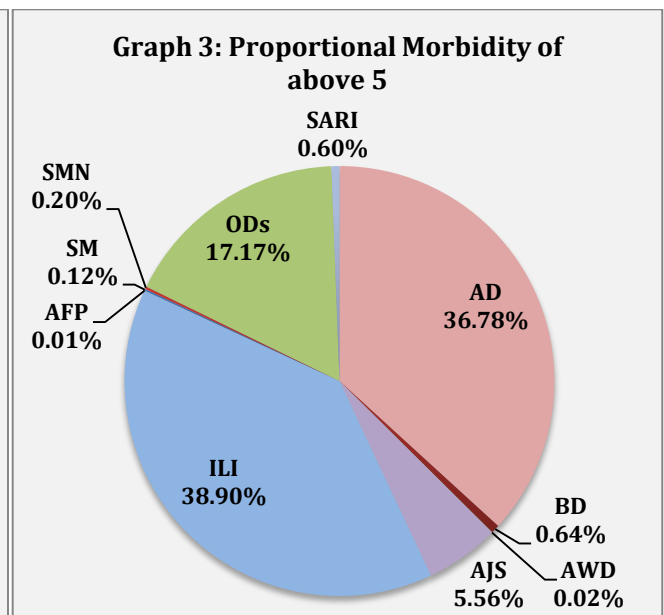
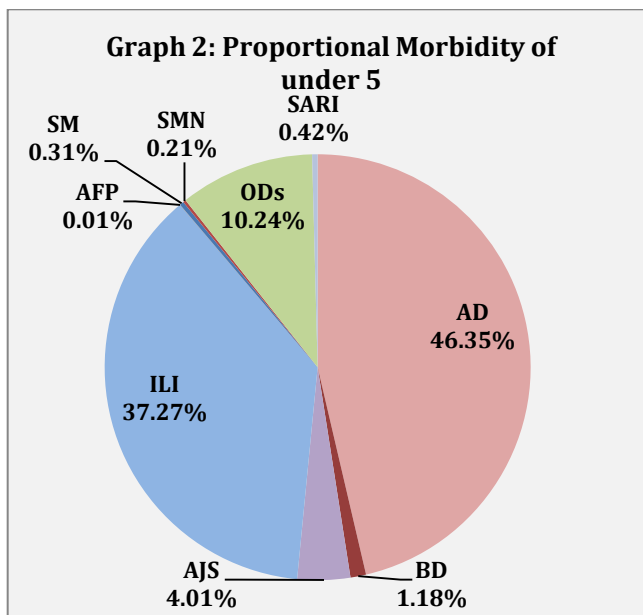
- ❖ The overall completeness of reporting was 78%; (706 out of total 906 EWARS sentinel sites).(See Graph 1). 14 governorates have reported this week.



- ❖ Timeliness of reporting is 93%.

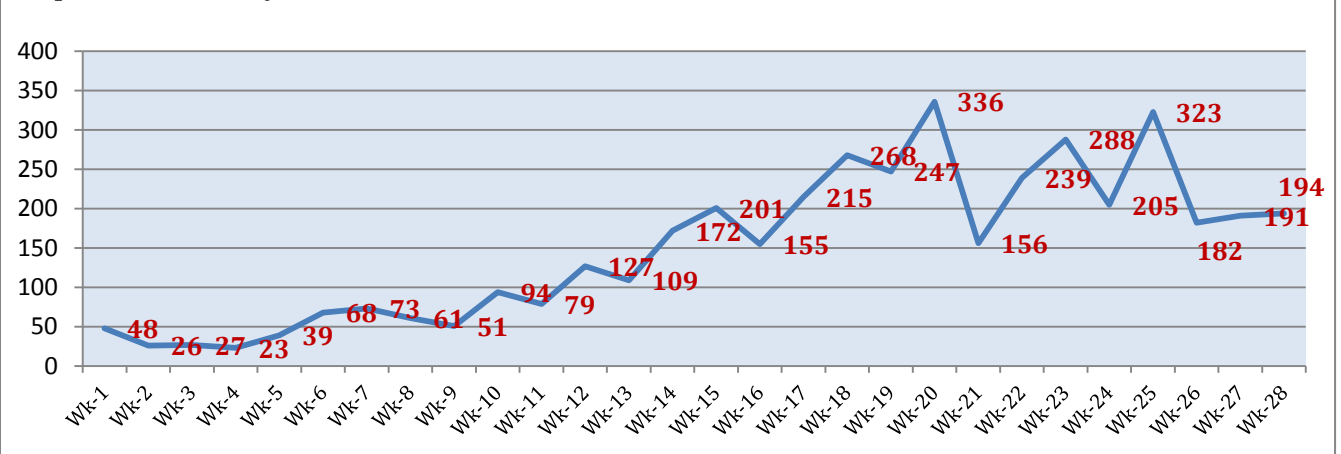
### ❖ The Morbidity Cases

- ❖ Out of the 155,039 total consultations, a total of 17,453 EWARS notifiable cases were reported; of which 7,179 cases were Acute Diarrhoea (41%) 6,661 cases were Influenza like Illness (38%), 847 cases of AJS, 155 cases of Bloody Diarrhoea, 90 cases of Sever Acute Respiratory Infection, 36 cases of Suspected Measles, 36 cases of Meningitis, 2 cases of AWD and 1 AFP case.
- ❖ Graphs 2 and 3 below show the proportional morbidity among < 5 and ≥ 5 year age groups respectively.

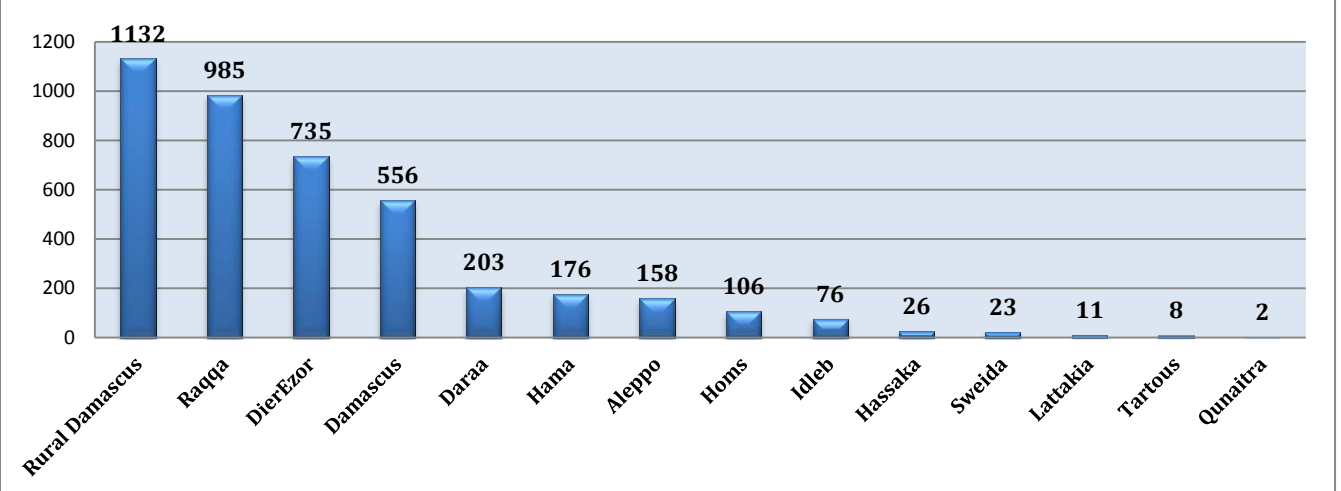


- ❖ AD constitutes (46.35%) among < 5 and (36.78%) among ≥ 5, while ILI constitutes (37.27%) of the cases among < 5 and (38.90%) among ≥ 5.
- ❖ 51% of cases were among males; and 55% of the cases were among ≥5.
- ❖ In total, 2,446 cases were reported as “other diseases”. The most important diseases reported within this group were: 312 cases of Leishmaniasis (most of which were reported from Idleb 47%, Hamah 20%, and Damascus 13%), 248 cases of Typhoid (most of which were reported from Idleb 51%, DierEzor 22% and Rural Damascus 18%), 194 cases of Brucellosis (most of which were reported from Rural Damascus 30%, Aleppo 21% and Idleb 17%), 54 cases of Pertussis, and 12 cases of TB.
- ❖ Graph 4 and 5 below show the trend analysis of Brucellosis cases reported from all governorates and the distribution of cases per governorates respectively. It shows that Rural Damascus, Raqqa and Deir Ezore have the highest number of cases.

**Graph 4: Trend analysis of Brucellosis Cases between WK1-WK28**



**Graph 5: Distribution of Brucellosis Cases between WK1-WK28 per governorate**



## ❖ The Response

**Acute flaccid paralysis:** Stool samples were collected from the AFP case and sent to the reference lab in Damascus. The last round of Polio national vaccination campaign was implemented between 31<sup>st</sup> May and 4<sup>th</sup> June. The annualized rate is 3.1 up to this week.

**Acute Watery Diarrhoea:** detected cases were at inaccessible area, no samples were collected, and cases were managed properly.

**Bloody Diarrhoea:** no samples have been collected from the detected cases, and were managed properly.

**Measles:** Blood samples have been collected from some cases and sent to the reference lab in Damascus.

**Brucellosis:** Health educational sessions are being conducted to ensure food safety at health facilities level.

**Meningitis:** Cases were managed according to the national protocol; and investigation forms were filled for some cases but not all; it shows that most of the cases are viral meningitis not bacterial. Preventive therapy was provided as necessary for contacts of the probable bacterial meningitis.

**Table-1: Distribution of cases per age group, and by Governorate-week-28, 2015:**

Code	age group	Idleb	Hassaka	Raqqa	Sweida	Qunaitra	Lattakia	Aleppo	Hama	Homs	Daraa	Damascus	DierEzor	Rural Damascus	Tartous	Grand Total
AD	< 5	370	88	123	141	100	619	526	210	31	179	460	396	360	77	3680
	≥ 5	317	36	55	171	107	699	498	165	30	148	482	241	387	163	3499
BD	< 5	2	26	0	10	1	6	0	0	0	9	10	18	11	1	94
	≥ 5	0	4	0	7	5	10	0	0	0	10	6	8	11	0	61
AWD	< 5	0	0	0	0	0	0	0	0	0	0	0	0	0	0	0
	≥ 5	0	0	0	0	0	0	0	0	0	0	0	0	2	0	2
AJS	< 5	156	0	14	2	7	14	47	9	6	0	21	13	29	0	318
	≥ 5	125	0	7	6	21	28	100	26	10	8	118	15	64	1	529
ILI	< 5	431	7	0	86	86	648	355	72	9	55	312	343	292	263	2959
	≥ 5	391	5	0	178	235	725	308	88	10	94	530	296	406	436	3702
AFP	< 5	0	0	0	0	0	0	0	0	0	0	1	0	0	0	1
	≥ 5	0	0	0	0	0	0	0	0	0	0	0	0	0	0	0
SM	< 5	2	0	9	1	0	3	0	0	0	1	3	1	5	0	25
	≥ 5	5	0	2	0	0	0	0	0	0	0	2	2	0	0	11
SMN	< 5	0	0	5	1	0	2	0	5	0	0	0	0	3	1	17
	≥ 5	1	0	3	2	0	1	0	0	0	0	6	0	6	0	19
SARI	< 5	10	0	0	0	0	0	0	8	0	0	12	3	0	0	33
	≥ 5	10	0	0	6	0	0	0	4	0	0	29	1	7	0	57
Others	< 5	183	0	20	1	70	15	291	18	5	31	32	50	97	0	813
	≥ 5	343	0	2	4	101	62	362	134	4	23	209	109	261	19	1633
Total Sum of < 5		1154	121	171	242	264	1307	1219	322	51	275	851	824	797	342	7940
Total Sum of ≥ 5		1192	45	69	374	469	1525	1268	417	54	283	1382	672	1144	619	9513
Total		2346	166	240	616	733	2832	2487	739	105	558	2233	1496	1941	961	17453