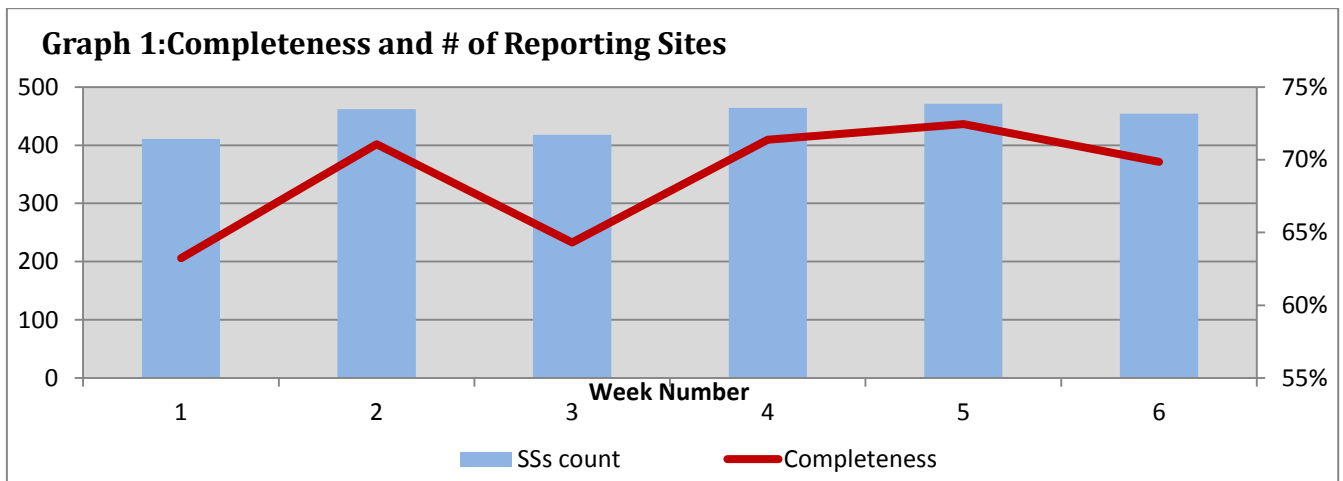


Highlights:

- ❖ 4 AFP cases were detected in Damascus, Hamah, Sweida, and Lattakia.
- ❖ There is a slight decrease in number of AJS in this week
- ❖ A notable decrease in number of SARI cases was noticed this week.

❖ Completeness& Timeliness of Reporting

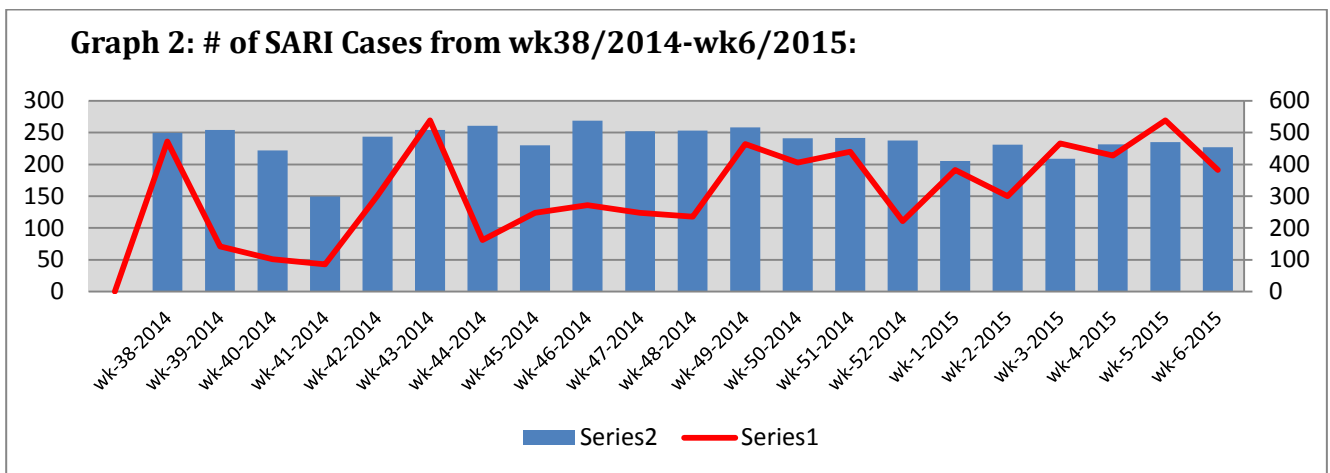
- ❖ The overall completeness of reporting was 70%; (454 out of total 650 EWARS sentinel sites). (See Graph 1). 14 governorates have reported this week.



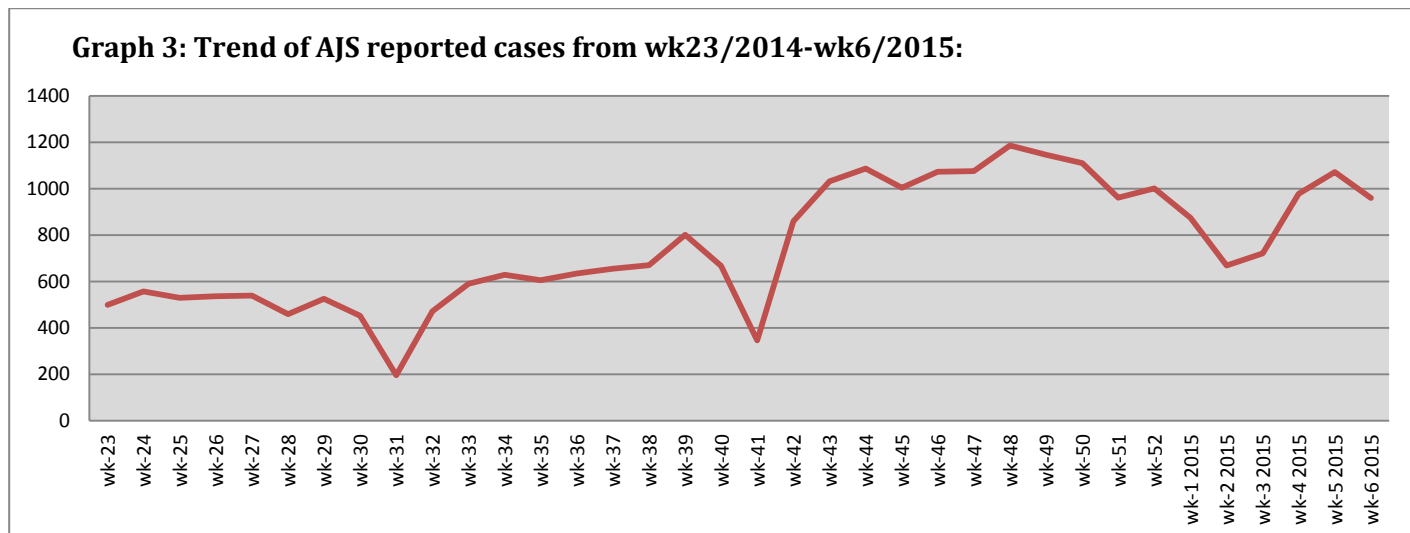
- ❖ Timeliness of reporting is 73%.

❖ The Morbidity Cases

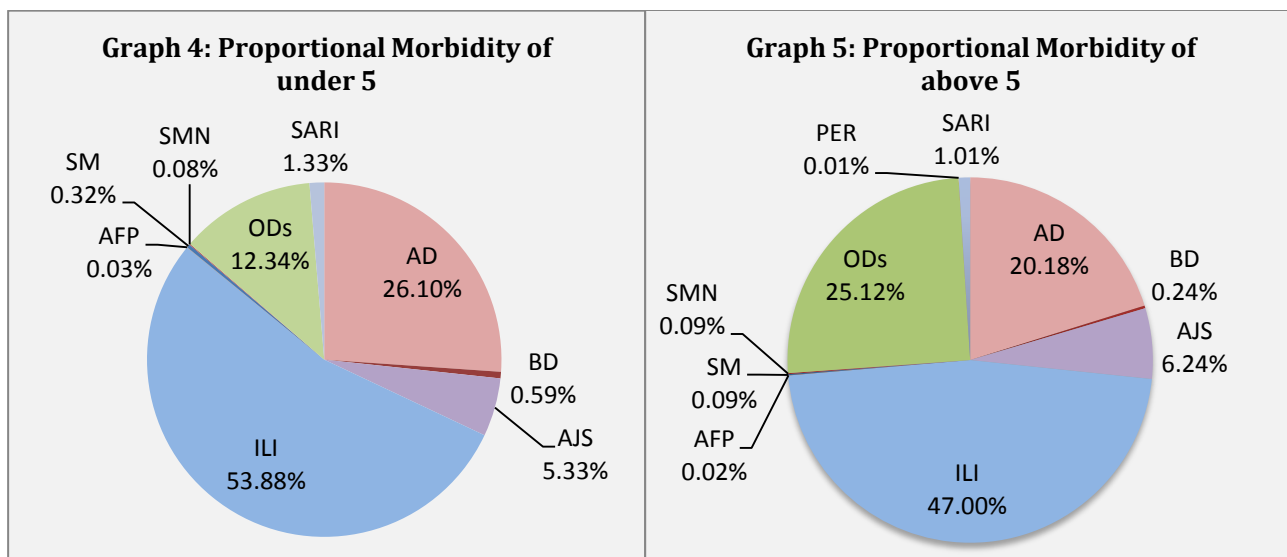
- ❖ Out of the 146,108 total consultations, a total of 16,495 cases were reported; of which 8,274 cases were Influenza like Illness (50%), 3,777 cases were Acute Diarrhoea (23%), 960 cases of AJS, 191 cases of Sever Acute Respiratory Infection, 66 cases of Bloody Diarrhoea, 32 cases of Suspected Measles, 14 cases of Meningitis, and 4 AFP cases.
- ❖ Below chart reflects the trend in the number of SARI cases in 2014 and 2015 in the period between week 38 - 2014 and week 6-2015.



- ❖ Graph 3 displays the trend of the (27,179) AJS cases between wk23/2014-wk6/2015. The distribution of the cases per governorates shows that Idleb, DierEzor, and Damascus have the highest number of cases for this week. A decrease in the number of cases was noticed for this week.



- ❖ In total, 3,177 cases were reported as “other diseases”. The most important diseases reported within this group were: 513 cases of Leishmaniasis (most of which were reported from Hamah 33%, Idleb15% Rural Damascus 15%, and), 159 cases of Typhoid (most of which were reported from Rural Damascus 38% and DierEzor 25%), 68 cases of Brucellosis (most of which were reported from DierEzor 38%), 11 cases of Pertussis, and 11 cases of TB.
- ❖ 54% of the cases were distributed among ≥ 5 age group.
- ❖ ILI consists (54%) of the cases among <5 and (47%) among ≥ 5 , while AD cases consists (26%) among <5 and (20%) among ≥ 5 .
- ❖ Graphs 4 and 5 below show the proportional morbidity among < 5 and ≥ 5 year age groups respectively.



❖ 51% of cases were distributed among males.

❖ The Response

AFP: Stool samples were collected from the AFP cases and sent to the reference lab in Damascus. A national vaccination campaign will be implemented between 15th and 19th February.

AJS and water and food borne diseases: a preparation for a huge health promotion campaign regarding food & water –borne diseases is taking place and should be carried out in all governorates throughout the country, including a daily educational sessions in all primary health centres, PHC, schools, and IDPs shelters concerning these diseases, focusing on the importance of both personal and hand hygiene. Moreover, educational posters and brochures will be distributed among the audience. While awareness campaign about food and water borne diseases continues through media (TV programmes, radio programmes, newspapers ...). The RRTs in all governorates continue conducting field visits to the IDPs shelters and schools to evaluate the health and environmental situation, and raise the awareness about food and water borne diseases.

SARI: Awareness bulletin has been prepared and sent to the media office in MOH to be disseminated via media channels. Also participations in TV and radio programs continue to raise awareness about the disease and preventive measures.

Table-1: Distribution of cases per age group, and by Governorate-week-6, 2015:

Code	age group	Idleb	Hassaka	Raqua	Sweida	Qunaitra	Lattakia	Aleppo	Hamah	Homs	Daraa	Damascus	DierEzor	Rural Damascus	Tartous	Grand Total	
AD	< 5	225	162	46	98	37	83	98	82	46	131	321	349	296	1	1975	3777
	≥ 5	214	100	31	85	44	53	96	78	59	81	404	308	247	2	1802	
BD	< 5	0	7	0	4	4	5	0	0	0	2	2	20	1	0	45	66
	≥ 5	0	5	0	3	4	5	0	0	0	0	2	1	1	0	21	
AWD	< 5	0	0	0	0	0	0	0	0	0	0	0	0	0	0	0	0
	≥ 5	0	0	0	0	0	0	0	0	0	0	0	0	0	0	0	
AJS	< 5	145	6	12	3	0	18	9	10	40	8	31	90	31	0	403	960
	≥ 5	146	9	7	8	5	34	23	34	43	8	99	87	53	1	557	
ILI	< 5	309	75	68	376	0	353	713	118	51	182	492	913	428	0	4078	8274
	≥ 5	590	79	32	470	5	196	407	220	49	138	667	823	520	0	4196	
AFP	< 5	0	0	0	0	0	0	0	1	0	0	1	0	0	0	2	4
	≥ 5	0	0	0	1	0	1	0	0	0	0	0	0	0	0	2	
SM	< 5	4	0	5	0	0	2	2	1	0	1	2	7	0	0	24	32
	≥ 5	3	0	0	0	0	0	0	2	0	0	0	2	1	0	8	
SMN	< 5	1	1	0	0	0	0	0	0	1	0	3	0	0	0	6	14
	≥ 5	0	0	0	0	0	0	0	2	0	0	6	0	0	0	8	
SARI	< 5	3	15	0	9	0	0	0	39	0	0	30	5	0	0	101	191
	≥ 5	1	14	0	5	0	1	0	11	0	0	58	0	0	0	90	
Others	< 5	92	38	2	0	54	7	262	48	22	42	38	79	248	2	934	3177
	≥ 5	90	56	5	12	50	99	645	479	56	67	130	143	411	0	2243	
Total of < 5		779	304	133	490	95	468	1084	299	160	366	920	1463	1004	3	7568	16495
Total of ≥ 5		1044	263	75	584	108	389	1171	826	207	294	1366	1364	1233	3	8927	
Total		1823	567	208	1074	203	857	2255	1125	367	660	2286	2827	2237	6	16495	