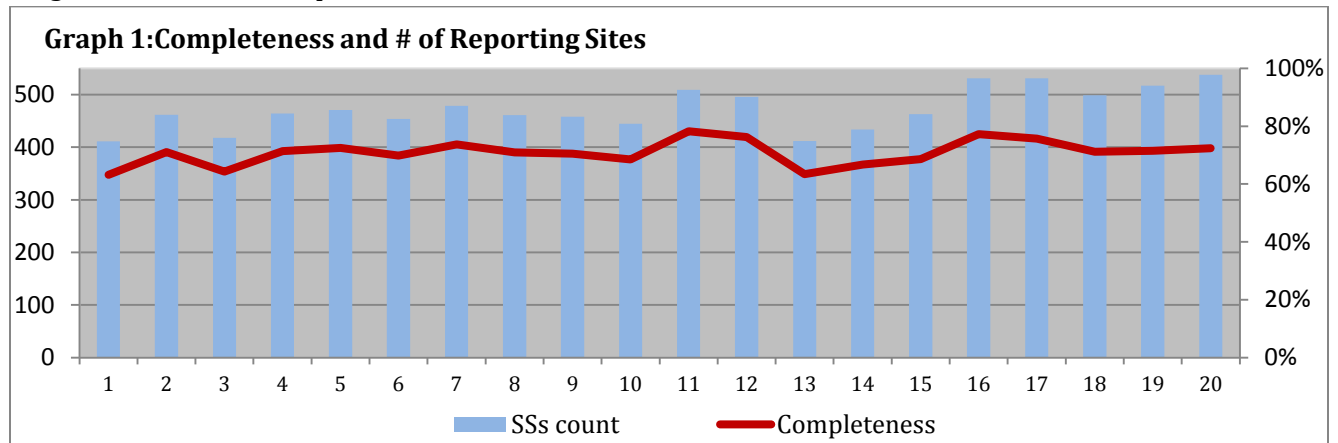


Highlights:

- ❖ 2 AFP cases were detected in Damascus (1) and Suwaida (1).

❖ Completeness& Timeliness of Reporting

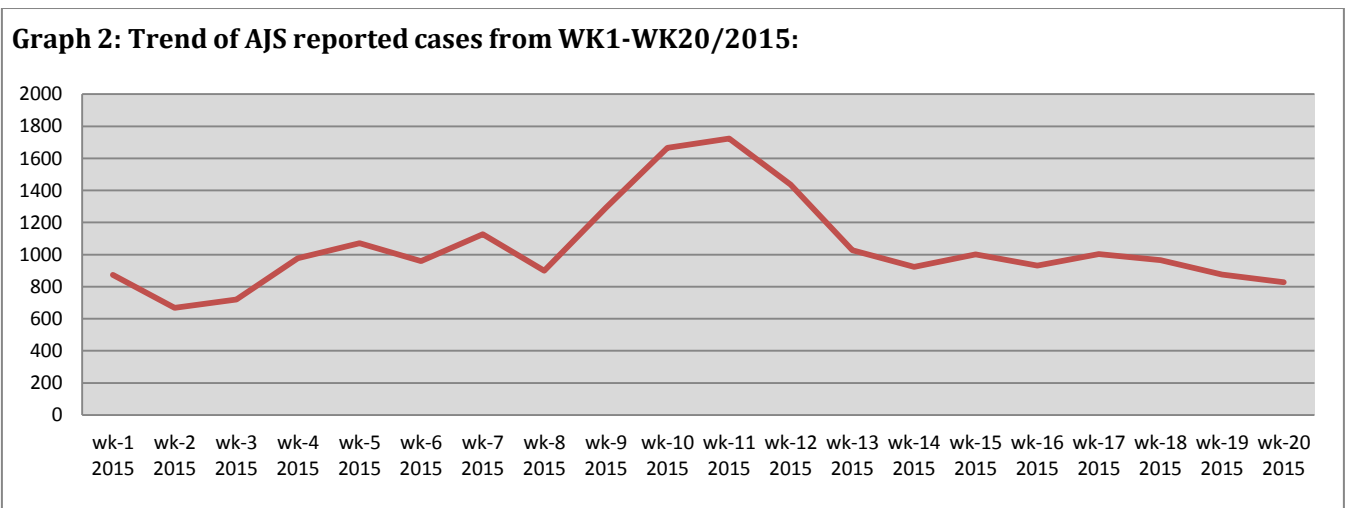
- ❖ The overall completeness of reporting was 73%; (538 out of total 743 EWARS sentinel sites).(See Graph 1). 14 governorates have reported this week.



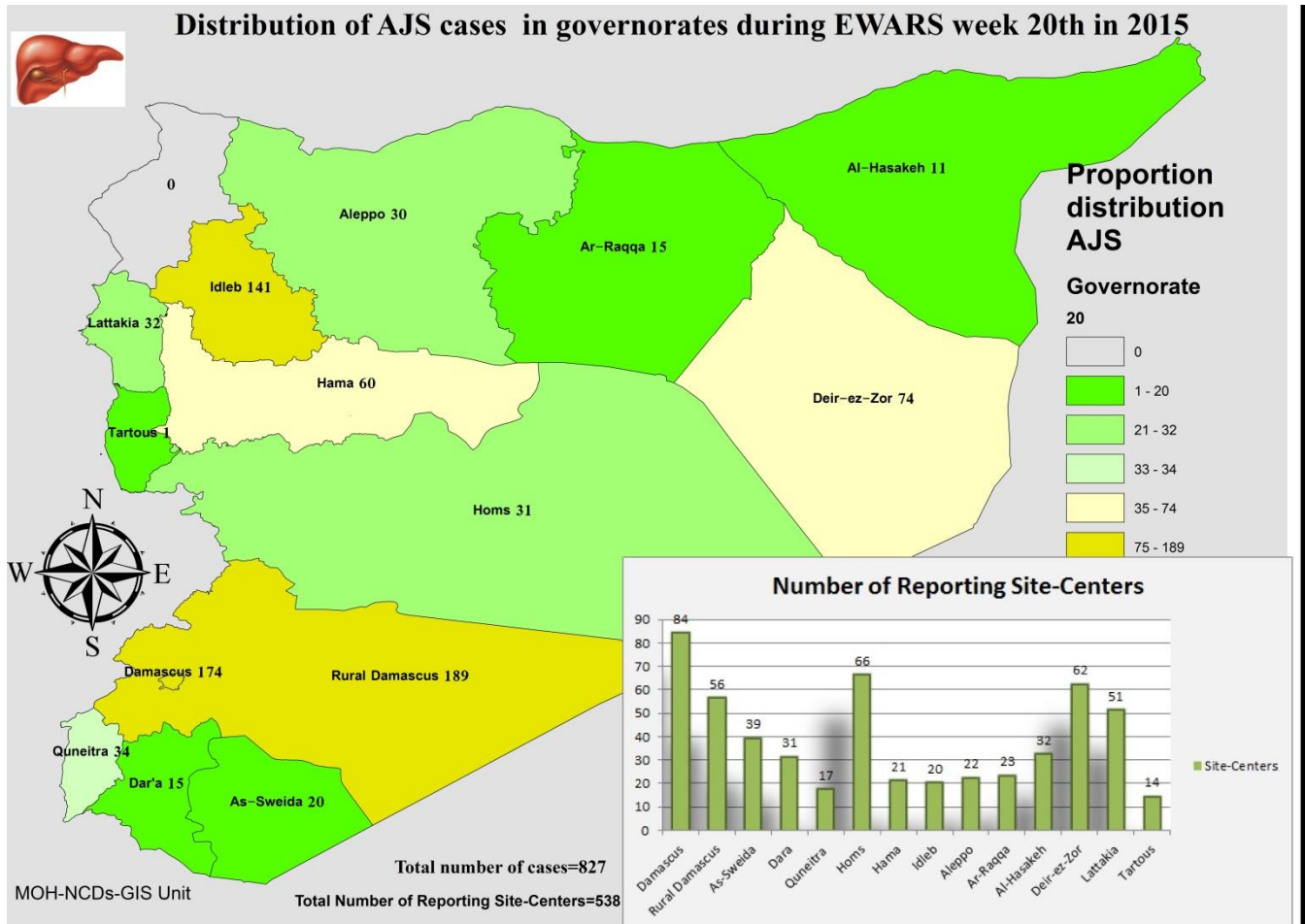
- ❖ Timeliness of reporting is 91%.

❖ The Morbidity Cases

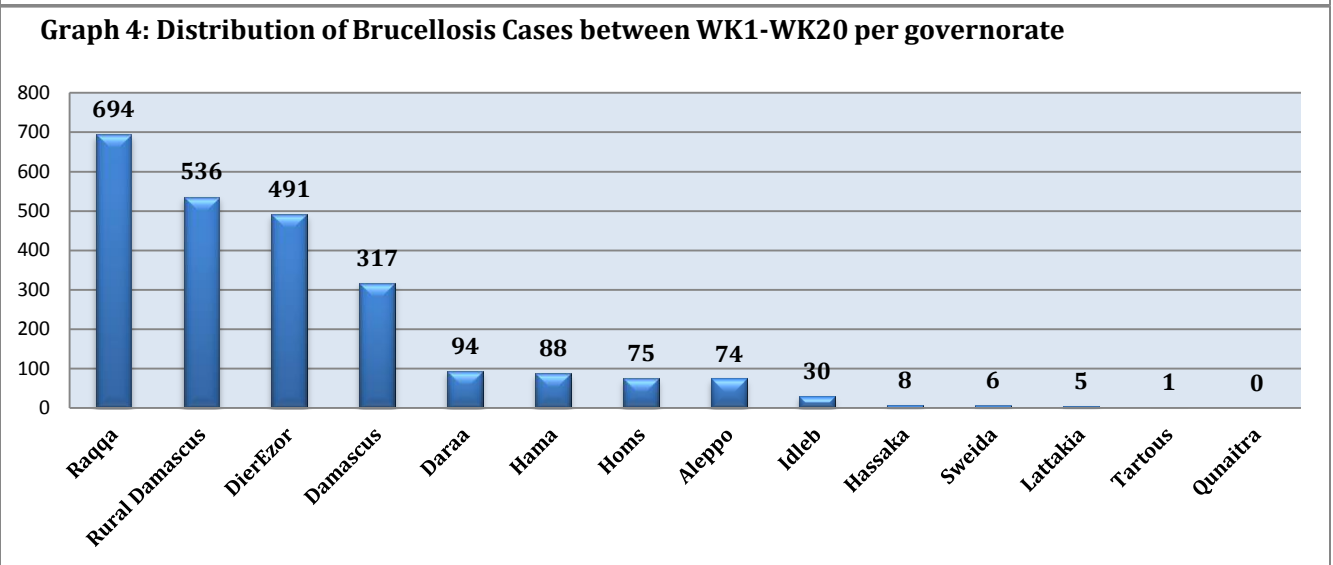
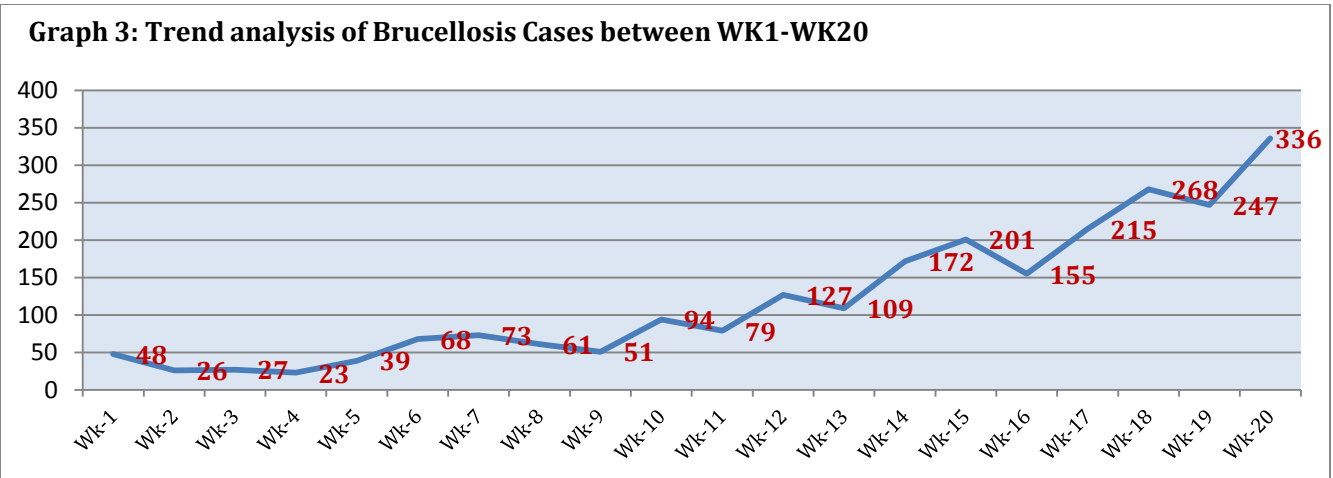
- ❖ Out of the 158,782 total consultations, a total of 14,794 cases were reported; of which 7,209 cases were Influenza like Illness (49%), 4,183cases were Acute Diarrhoea (28%), 827 cases of AJS, 164 cases of Sever Acute Respiratory Infection,128 cases of Bloody Diarrhoea,76 cases of Suspected Measles, 33 cases of Meningitis, and 2 AFP cases.
- ❖ Graph 2 displays the trend of the (20,974) AJS cases between wk1-wk20/2015. The distribution of the cases per governorates shows that Idleb, Damascus, and Rural Damascus have the highest number of cases for this week.



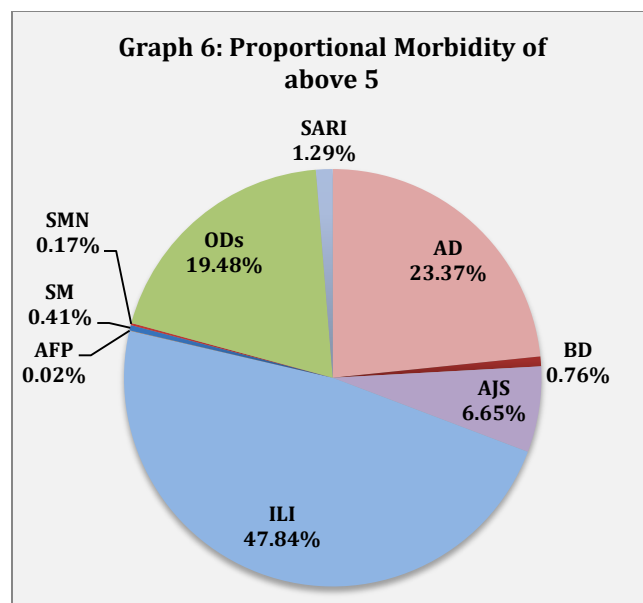
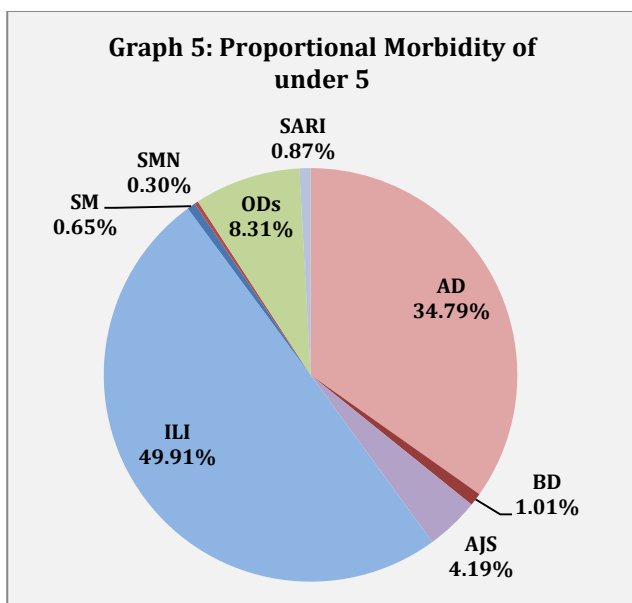
- ❖ Below map displays the distribution of AJS cases for week 20, per governorate.



- ❖ In total, 2172 cases were reported as “other diseases”. The most important diseases reported within this group were: 353 cases of Leishmaniasis (most of which were reported from Hama 29%, Idleb 27%, and Damascus 15%), 336 cases of Brucellosis (most of which were reported from Raqqa 37%, Rural Damascus 28%, and DierEzor 11%), 155 cases of Typhoid (most of which were reported from DierEzor 50% and Rural Damascus 19%), 29 cases of Pertussis, and 26 cases of TB.
- ❖ Graph 3 and 4 below show the trend analysis of brucellosis cases reported from all governorates and the distribution of cases per governorates respectively. It shows that Raqqa, Rural Damascus, and DierEzor have the highest number of cases.



- ❖ Graphs 5 and 6 below show the proportional morbidity among < 5 and ≥ 5 year age groups respectively.
- ❖ ILI constitutes (49.91%) of the cases among <5 and (47.84%) among ≥ 5, while AD constitutes (34.79%) among < 5 and (23.37%) among ≥ 5.



- ❖ The cases were distributed almost equally among males and females. 57% of the cases were distributed among ≥ 5 age group.

❖ The Response

AFP: Stool samples were collected from the AFP cases and sent to the reference lab in Damascus. The new round of national vaccination campaign will be implemented between 31st May and 4th June.

SM: The last national vaccination campaign was implemented between 19th and 30th April. 1,443,759 children were vaccinated with MMR vaccine from all governorates including hard to reach areas except for Alraqqa. 175,871 under 1 – year children were also vaccinated against Measles in all governorates including hard to reach areas except for Alraqqa. Vitamin A was also provided for all under 5-year children during the campaign

BRU: Two training courses on proper Brucellosis case management have been conducted in May, besides; medicines are available in all treatment centres in all governorates. Additional quantities have been procured by WHO to be distributed to the affected hard to reach areas. Furthermore, health education sessions are being conducted to ensure food safety at the level of health facilities.

Table-1: Distribution of cases per age group, and by Governorate-week-20, 2015:

Code	age group	Idleb	Hassaka	Raqqa	Sweida	Qunaitra	Lattakia	Aleppo	Hama	Homs	Daraa	Damascus	DierEzor	Rural Damascus	Tartous	Grand Total
AD	< 5	122	241	91	103	58	174	12	136	40	134	260	492	300	48	2211
	≥ 5	133	149	48	98	69	174	9	80	40	114	353	356	281	68	1972
BD	< 5	0	20	1	4	1	2	0	0	0	8	7	18	3	0	64
	≥ 5	0	14	3	7	6	1	0	1	0	4	10	15	3	0	64
AWD	< 5	0	0	0	0	0	0	0	0	0	0	0	0	0	0	0
	≥ 5	0	0	0	0	0	0	0	0	0	0	0	0	0	0	0
AJS	< 5	68	3	10	3	12	5	13	10	11	4	23	34	70	0	266
	≥ 5	73	8	5	17	22	27	17	50	20	11	151	40	119	1	561
ILI	< 5	225	143	5	191	114	774	7	154	27	132	293	594	328	185	3172
	≥ 5	156	110	3	362	268	660	11	132	32	180	444	642	500	537	4037
AFP	< 5	0	0	0	0	0	0	0	0	0	0	0	0	0	0	0
	≥ 5	0	0	0	1	0	0	0	0	0	0	1	0	0	0	2
SM	< 5	12	5	4	0	0	5	0	1	0	1	9	3	1	0	41
	≥ 5	19	0	4	0	0	1	0	2	0	1	3	4	0	1	35
SMN	< 5	0	1	7	0	0	2	0	5	0	0	3	0	1	0	19
	≥ 5	1	3	0	0	0	0	0	1	0	0	8	0	1	0	14
SARI	< 5	2	15	0	6	0	0	0	15	0	0	4	12	1	0	55
	≥ 5	5	10	0	14	0	1	0	14	0	0	56	5	4	0	109
Others	< 5	56	9	67	2	80	15	15	25	9	27	55	50	115	3	528
	≥ 5	235	10	145	11	92	79	30	173	33	67	248	149	353	19	1644
Total Sum of < 5		485	437	185	309	265	977	47	346	87	306	654	1203	819	236	6356
Total Sum of ≥ 5		622	304	208	510	457	943	67	453	125	377	1274	1211	1261	626	8438
Total		1107	741	393	819	722	1920	114	799	212	683	1928	2414	2080	862	14794