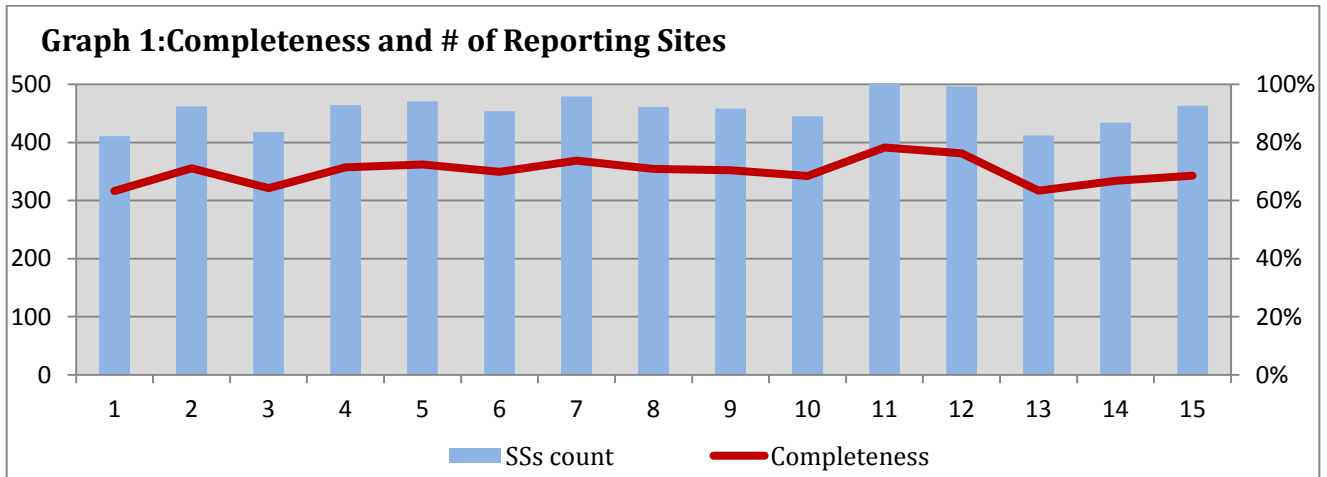


Highlights:

- ❖ 2 AFP case was detected in Hamah and Hassaka.
- ❖ A slight increase in number of SARI cases was noticed this week.

❖ Completeness & Timeliness of Reporting

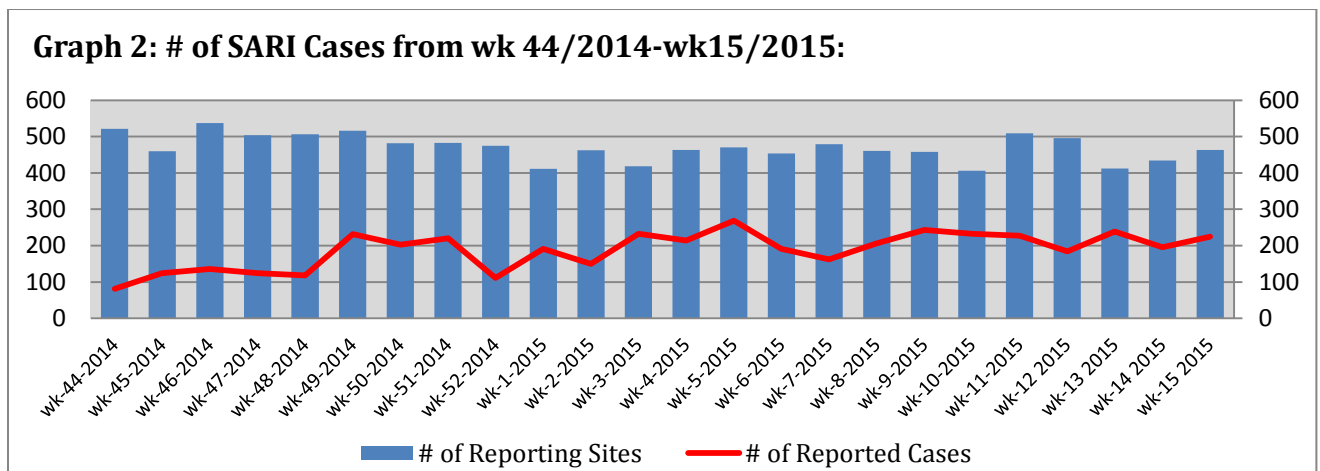
- ❖ The overall completeness of reporting was 69%; (463 out of total 675 EWARS sentinel sites). (See Graph 1). 14 governorates have reported this week.



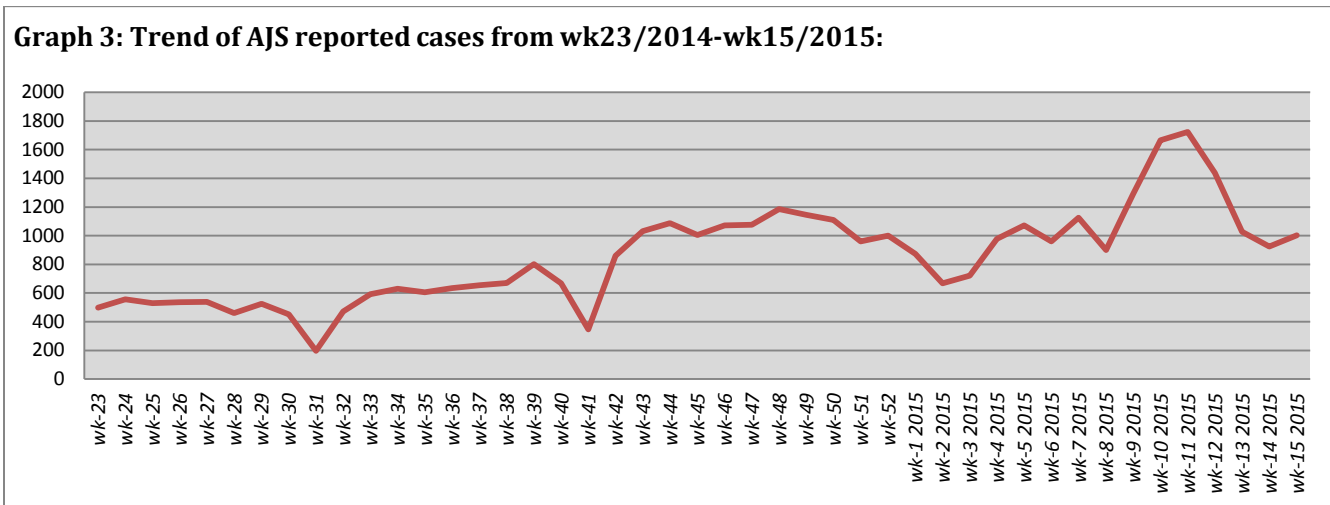
- ❖ Timeliness of reporting is 75%.

❖ The Morbidity Cases

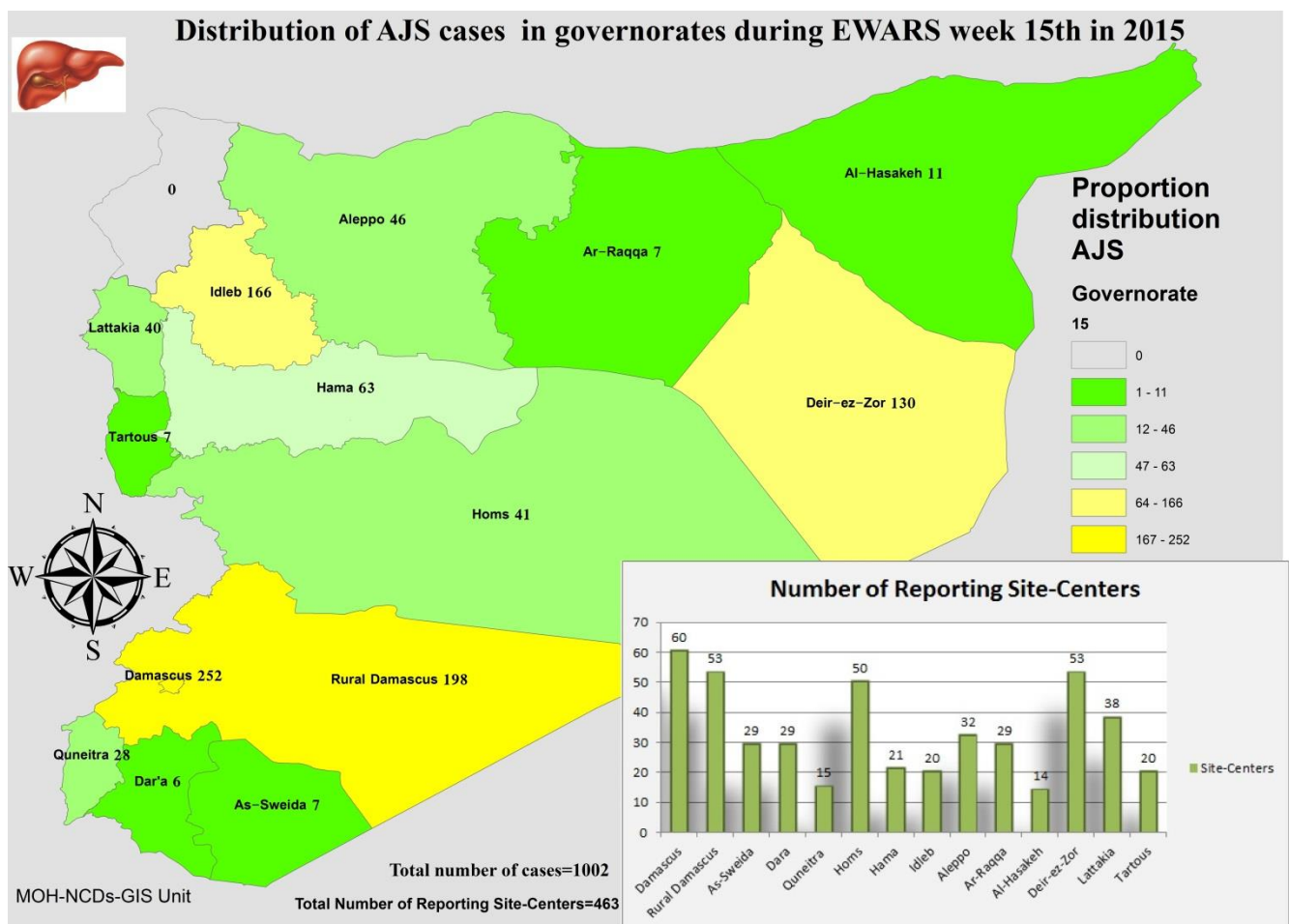
- ❖ Out of the 169,570 total consultations, a total of 16,910 cases were reported; of which 9,222 cases were Influenza like Illness (55%), 3,747 cases were Acute Diarrhoea (22%), 1,002 cases of AJS, 225 cases of Sever Acute Respiratory Infection, 78 cases of Bloody Diarrhoea, 37 cases of Suspected Measles, 28 cases of Meningitis, and 2 AFP cases.
- ❖ Below chart reflects the trend in the number of SARI cases in 2014 and 2015 in the period between week 44 - 2014 and week 15-2015.



❖ Graph 3 displays the trend of the (38,276) AJS cases between wk23/2014-wk15/2015. The distribution of the cases per governorates shows that Damascus, Rural Damascus, and Idleb have the highest number of cases for this week.



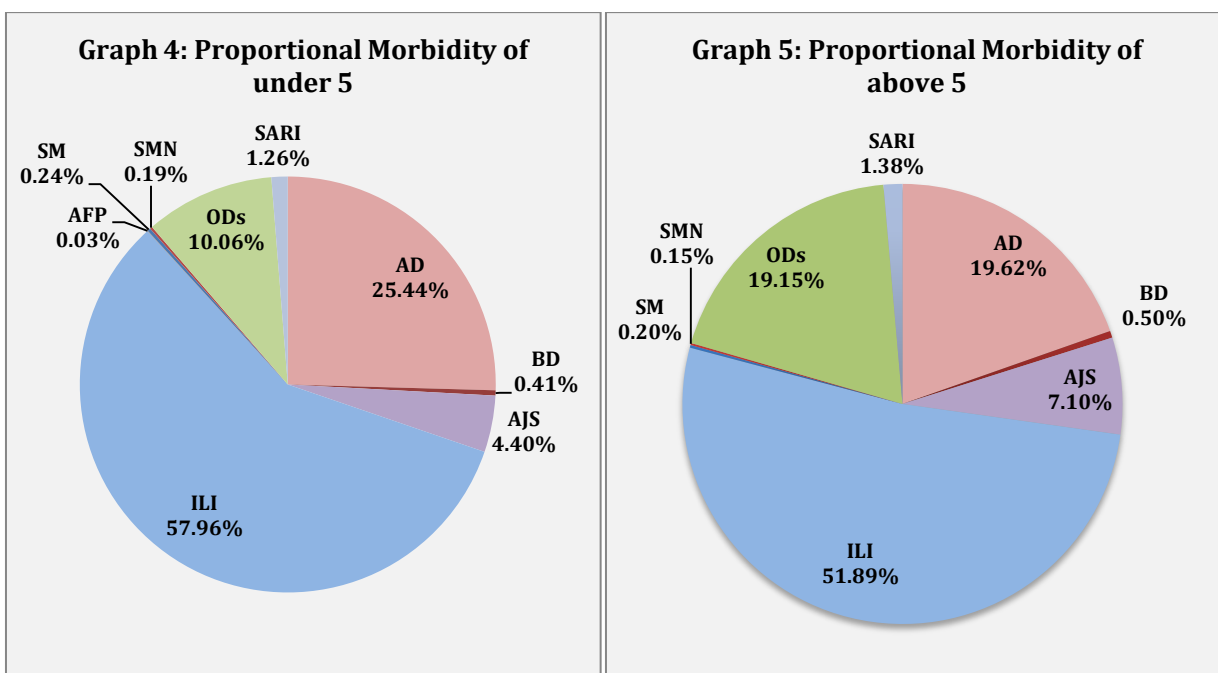
❖ Below map display the distribution of AJS cases for week 15 , per governorate:



❖ In total, 2,569 cases were reported as “other diseases”. The most important diseases reported within this group were: 472 cases of Leishmaniasis (most of which were reported from Hamah27%, Idleb 16%, and

Damascus 14%), 201 cases of Brucellosis (most of which were reported from Raqua 40%, DierEzor 24%, and Rural Damascus 13%), 189 cases of Typhoid (most of which were reported from DierEzor 52% and Rural Damascus 31%), 24 cases of TB, and 15 cases of Pertussis.

- ❖ 56 % of the cases were distributed among ≥ 5 age group.
- ❖ ILI consists (57,96 %) of the cases among <5 and (51,89%) among ≥ 5 , while AD cases consists (25,44%) among <5 and (19,62%) among ≥ 5 .
- ❖ Graphs 4 and 5 below show the proportional morbidity among < 5 and ≥ 5 year age groups respectively.



- ❖ 51% of cases were distributed among males.

❖ The Response

AFP: Stool samples were collected from the AFP cases and sent to the reference lab in Damascus. Last national vaccination campaign was implemented between 22th and 26th March.

AJS and water and food borne diseases: RRTs conducted field visits to restaurants and collected samples from food and water. Samples were sent to the public health lab for investigation. The campaign for the prevention of food and water borne diseases is still ongoing.

Meningitis: Meningitis cases detected are not clustered. Cases were managed properly; and investigation forms were filled for some cases but not all; it shows that most of the cases are viral meningitis not bacterial. Preventive therapy was provided as necessary for contacts of the probable bacterial meningitis cases.

Table-1: Distribution of cases per age group, and by Governorate-week-15, 2015:

Code	age group	Idleb	Hassaka	Raqa	Sweida	Qunaitra	Lattakia	Aleppo	Hamah	Homs	Daraa	Damascus	DierEzor	Rural Damascus	Tartous	Grand Total	
AD	<5	132	38	56	86	52	173	89	126	35	139	222	413	276	37	1874	3747
	≥5	148	46	51	103	72	128	104	52	48	123	341	359	235	63	1873	
BD	<5	0	3	0	1	1	3	0	0	0	5	3	12	2	0	30	78
	≥5	0	24	1	4	7	3	0	0	0	3	2	3	1	0	48	
AWD	<5	0	0	0	0	0	0	0	0	0	0	0	0	0	0	0	0
	≥5	0	0	0	0	0	0	0	0	0	0	0	0	0	0	0	
AJS	<5	92	4	5	0	4	14	21	15	19	2	48	67	31	2	324	1002
	≥5	74	7	2	7	24	26	25	48	22	4	204	63	167	5	678	
ILI	<5	215	79	14	270	48	773	380	184	46	198	389	1021	357	295	4269	9222
	≥5	191	90	15	562	159	382	314	103	44	259	746	1058	448	582	4953	
AFP	<5	0	1	0	0	0	0	0	1	0	0	0	0	0	0	2	2
	≥5	0	0	0	0	0	0	0	0	0	0	0	0	0	0	0	
SM	<5	7	0	1	0	1	1	3	0	0	2	0	3	0	0	18	37
	≥5	5	0	2	0	0	1	2	3	0	0	1	4	1	0	19	
SMN	<5	6	1	0	0	0	2	0	3	1	0	1	0	0	0	14	28
	≥5	4	0	0	0	0	0	0	3	0	0	6	0	1	0	14	
SARI	<5	7	5	0	13	0	0	0	24	0	0	26	17	1	0	93	225
	≥5	3	18	0	22	0	0	0	20	0	0	62	7	0	0	132	
Others	<5	28	3	56	3	69	7	209	23	14	48	47	70	157	7	741	2569
	≥5	143	11	123	13	102	124	289	171	55	60	167	180	362	28	1828	
Total Sum of <5		487	134	132	373	175	973	702	376	115	394	736	1603	824	341	7365	16910
Total Sum of ≥5		568	196	194	711	364	664	734	400	169	449	1529	1674	1215	678	9545	
Total		1055	330	326	1084	539	1637	1436	776	284	843	2265	3277	2039	1019	16910	