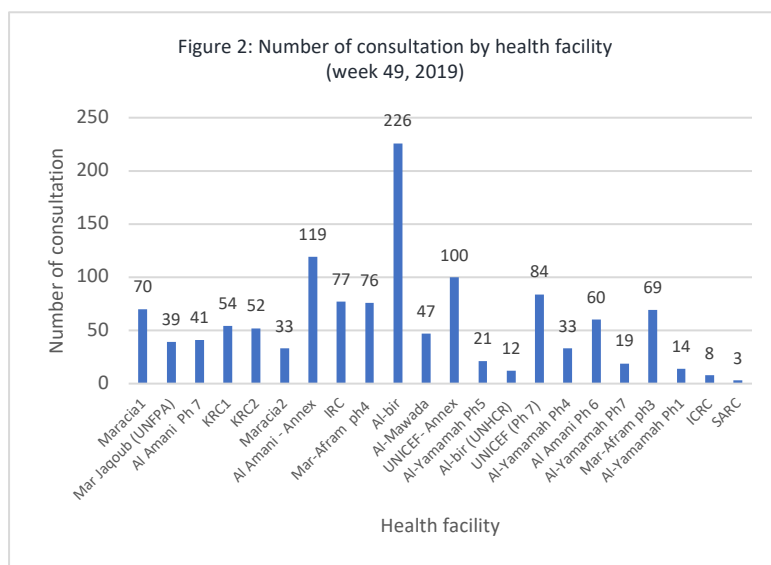
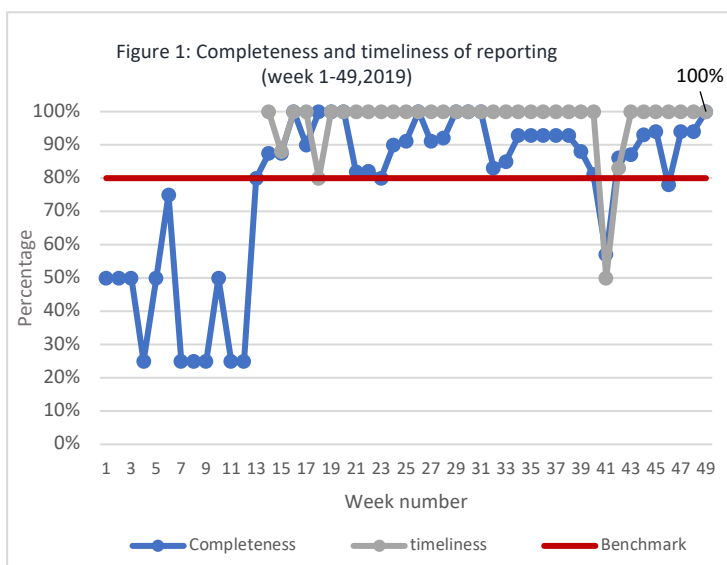


Highlights

- During epidemiological week 49 of 2019, 100 % of the reporting sites in Al-Hol camp provided diseases surveillance data through the early warning alert and response system (EWARS), with 100% of timeliness among those sites providing data.
- A total of 8146 consultations were recorded in 22 health facilities in the camp in week 49.
- The leading causes of morbidity among all age groups remained influenza-like illnesses (51.5%) and acute diarrhea (34.5%).
- There is no SARI case reported during this reporting period while 13 SARI cases were reported in the previous week.

Performance Indicators

- A total of 22 out of 22 active health facilities in Al-Hol camp reported through EWARS submitted their data with 100% of reporting completeness and 100% timeliness (Figure 1).



Morbidity

1. Proportional Morbidity

- A total of 8146 consultations were recorded from 22 medical points in the camp in week 49. Out of 8146 consultations, 1257 cases were EWARS notifiable health conditions (Figure 2). The number of consultations increased by 38.7% compared to the previous week as four medical points were newly recruited as EWARS sentinel sites.
- Of the 1257 total reported cases, 58.4 % (734) were female and 44.0% (553) were children under 5 years old.
- Among all age groups, the leading causes of morbidity are influenza-like illnesses (ILI) (51.5%) and acute diarrhea (AD) (34.5%).
- Among children under 5 years of age, ILI represents.37.5 % of the reported cases and AD represents 32.1% during this reporting period (Figure 3). The proportional morbidity of ILI among children under 5 years increased by 3.7% compared to the previous week.
- The proportional morbidity of ILI among the total consultation was 9.3%, and that of AD was 5.7 % (Figure4). The proportional morbidity of ILI among the total consultation increased by 2.3 percent compared to the previous week.

Figure 3: Proportional morbidity by age group in week 49, 2019

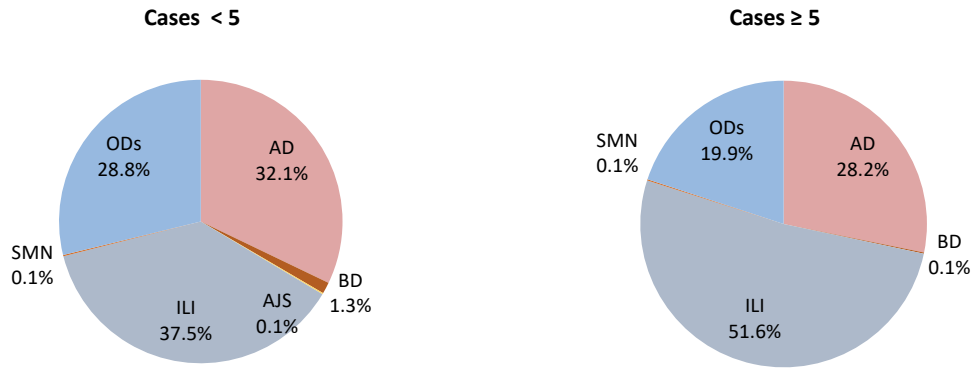
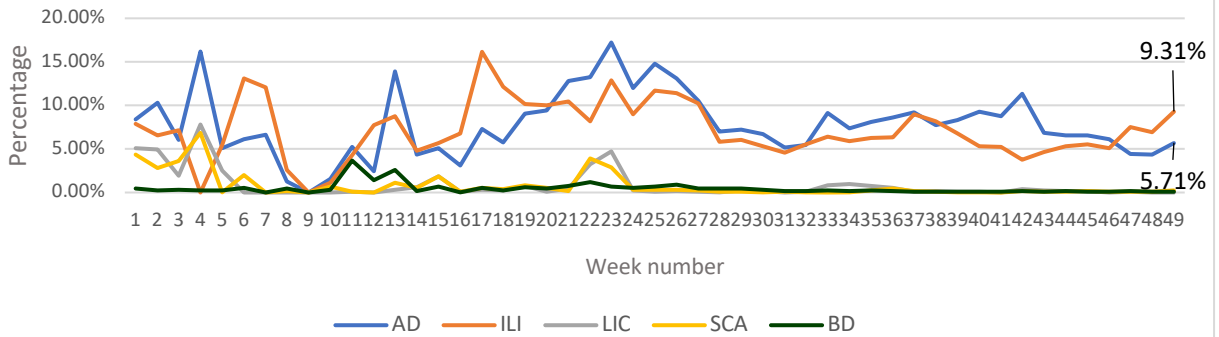


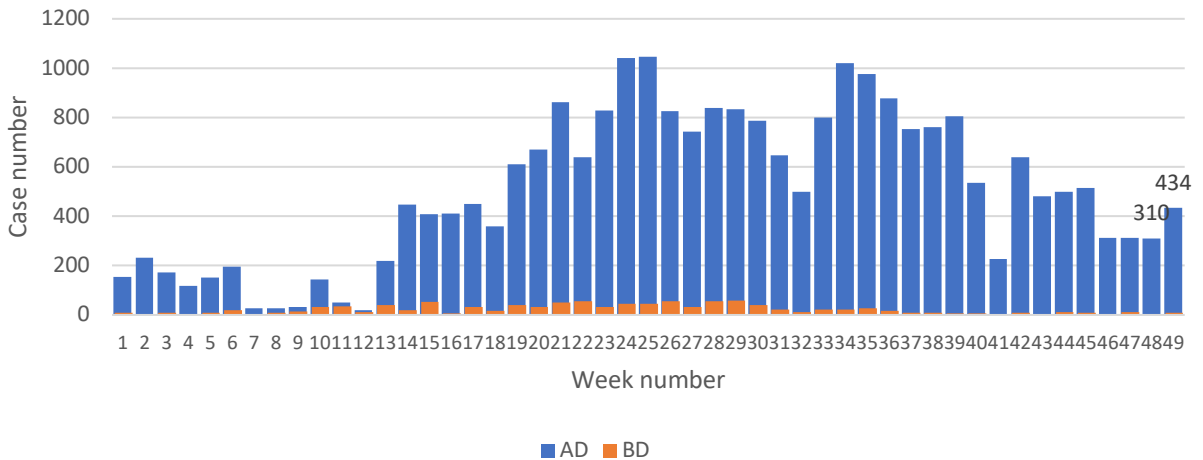
Figure 4: Proportion of Morbidity of top 5 diseases among the total consultation In Al Hol camp (week 1 - 49, 2019)



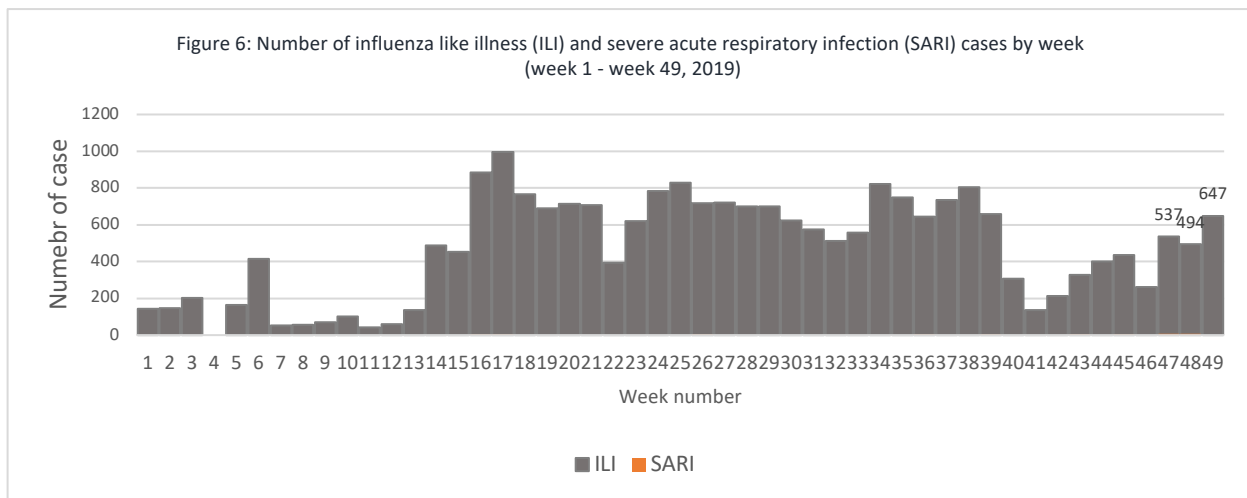
2. Waterborne Diseases

- The number of reported cases of AD during week 49 was 434, increased by 39.3% from the average number of reported cases during the previous three weeks (Figure 5). This attribute to the increase of the reporting sites.
- Zero suspected typhoid fever were reported this reporting period.
- Zero cases of acute watery diarrhea (AWD) were reported in week 49.

Figure 5: Number of acute diarrhea (AD) and bloody diarrhea (BD) cases by week (week 1 - week 49, 2019)



- In total, 647 ILI cases were reported during week 49 (Figure 6) .
- Zero cases of Severe acute respiratory infection (SARI) were reported.

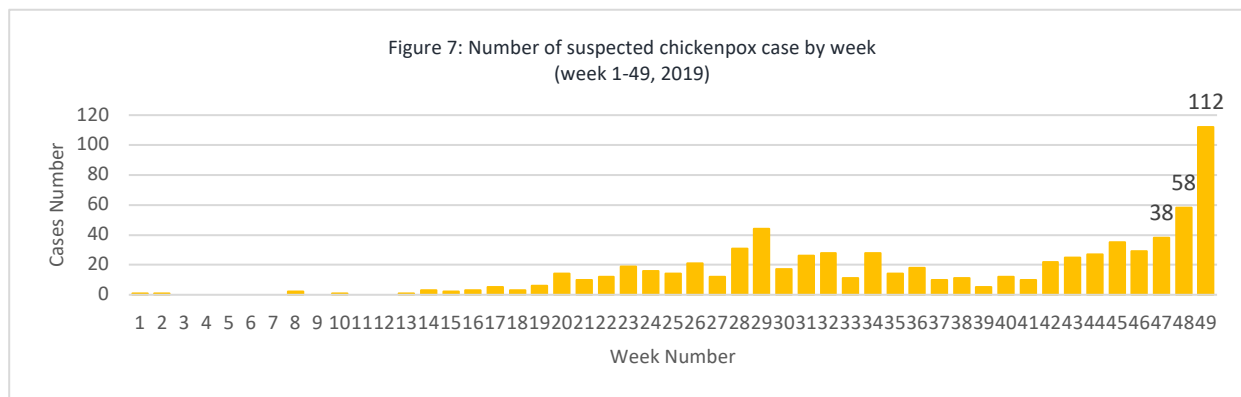


4. Vaccine Preventable Diseases

- There were zero cases of acute flaccid paralysis case reported in week 49.
- Zero suspected measles case has reported since week 47.

5. Other Diseases

- 163 cases were reported as “other diseases” through EWARS in week 49. The health conditions with the highest incidents were chickenpox (112 cases), scabies (16 cases) .
- The upward trend of suspected chickenpox case has been observed since week 42. The proportional morbidity of suspected chickenpox is 0.2% which is below the threshold.



Public Health Response Actions

Sever acute respiratory infection (SARI)

EWARS captures severe acute respiratory infection (SARI) and influenza-like illness (ILI) which differentiate the case definitions. ILI case definition is an acute respiratory infection with cough and fever of $\geq 38\text{ C}^\circ$ with onset within the last 7 days. SARI case definition is an acute respiratory infection with cough and fever of $\geq 38\text{ C}^\circ$ with onset within the last 7 days and requires hospitalization. During week 48, the total of 13 SARI cases were admitted in ICRC field hospital.

Annex 1: Case Distribution by Age Group

Health Condition	Age Group		Total week 48	Age Group		Total week 49
Acute diarrhea (AD)	<5	172	310	<5	222	434
	≥5	138		≥5	212	
Bloody diarrhea (BD)	<5	1	4	<5	9	10
	≥5	3		≥5	1	
Acute watery diarrhea (AWD)	<5	0	0	<5	0	0
	≥5	0		≥5	0	
Acute jaundice syndrome (AJS)	<5	1	1	<5	1	1
	≥5	0		≥5	0	
Influenza like illness (ILI)	<5	193	494	<5	259	647
	≥5	301		≥5	388	
Acute flaccid paralysis (AFP)	<5	0	0	<5	0	0
	≥5	0		≥5	0	
Suspected measles (SM)	<5	0	0	<5	0	0
	≥5	0		≥5	0	
Suspected meningitis (SMN)	<5	0	0	<5	1	2
	≥5	0		≥5	1	
Severe acute respiratory infection (SARI)	<5	5	13	<5	0	0
	≥5	8		≥5	0	
Others	<5	32	84	<5	61	163
	≥5	52		≥5	102	
Total sum of <5	<5	404			553	
Total sum of ≥5	≥5	502			704	
Total		906			1257	

Annex 2: Map of Al-Hol camp

