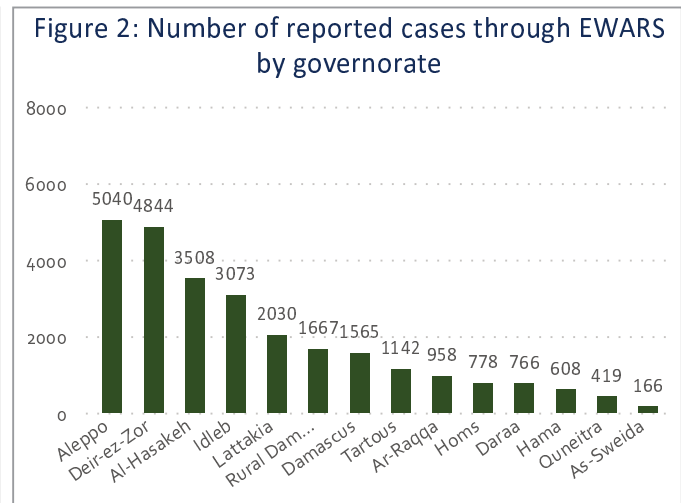
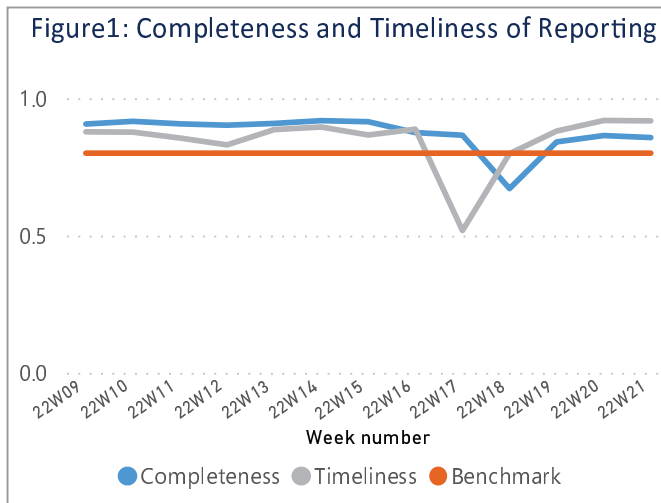


Highlights

- A total of 221,613 consultations were recorded in all the 14 governorates
- The leading causes of morbidity among all age groups were Influenza Like Illness 11,953 (45%) and Acute Diarrhea 9,652 (36.33%).
- The increase of AJS cases in Dar'a continued however, there was a decline this week cases with 19 cases.
- The increase of suspected meningitis cases in Raqqa governorate with 260 reported cases.
- 3 AFP cases reported in Homs (1) Rural Damascus (1) Quneitra (1).
- 28 suspected measles cases in Aleppo (6) Idleb (5) Rural Damascus (4) Daraa (4) Hama (3) Ar-Raqqa (2) Al-Hasakeh (2) Homs (1) Deir-ez-Zor (1)

Performance Indicators

- A total of 1,263 out of 1,474 active reporting sites (85.69%) in all 14 governorates of Syria reported through EWARS, with 91.77% timeliness among those sites providing data during the week (Figure 1)



Morbidity

- A total of 221,613 consultations were recorded in 1,263 health facilities in 14 governorates. Among them, 26,564 cases were EWARS notifiable health conditions (Figure 2)
- The leading causes of morbidity among all age groups were Influenza Like Illness 11,953 (45%) and Acute Diarrhea 9,652 (36.33%).
- Of the 26,564 total reported cases, 49.94% (13267) were female, and 43.81% (11,639) were children under 5 years old
- Children under 5 years of age 44.3% of cases are ILI, and ILI representing 45.54% of the cases above 5 years during this reporting period (Figure 3)
- The proportional morbidity of ILI is 5.39% and the downwards trend was observed: -0.37% from the previous week (Figure 4)
- The proportional morbidity of AD is 4.36% and the upwards trend was observed: 0.31% from the previous week (Figure 4)

Figure 3: Proportional morbidity by age group

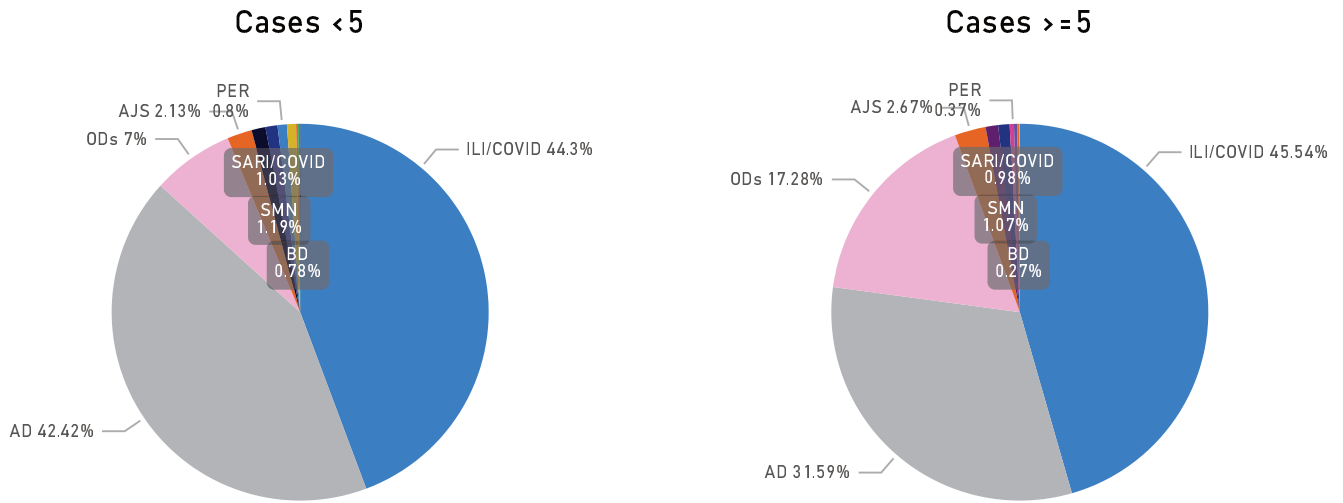
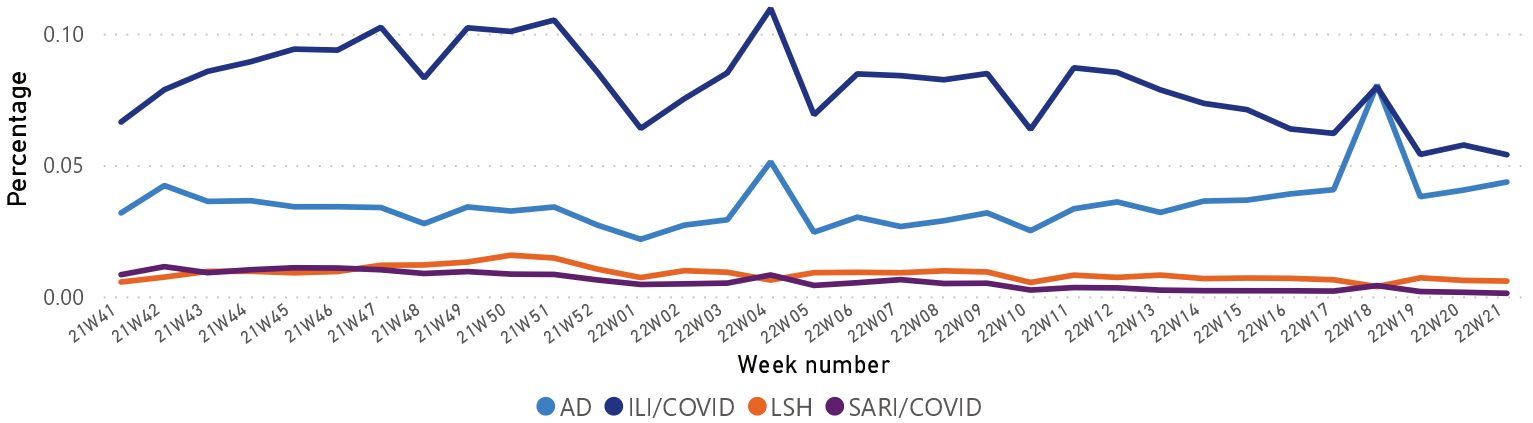


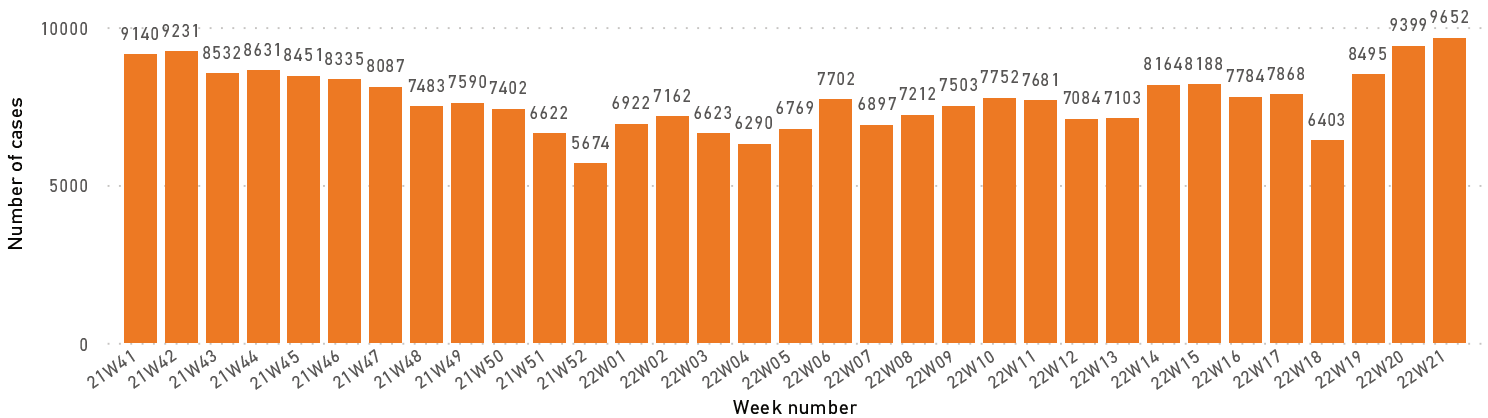
Figure 4: Proportion of Morbidity of top 4 diseases among the total consultation by week



1. Waterborne Diseases

- There was 0 case of acute watery diarrhea (AWD)
- A total of 9652 AD cases were reported during this week

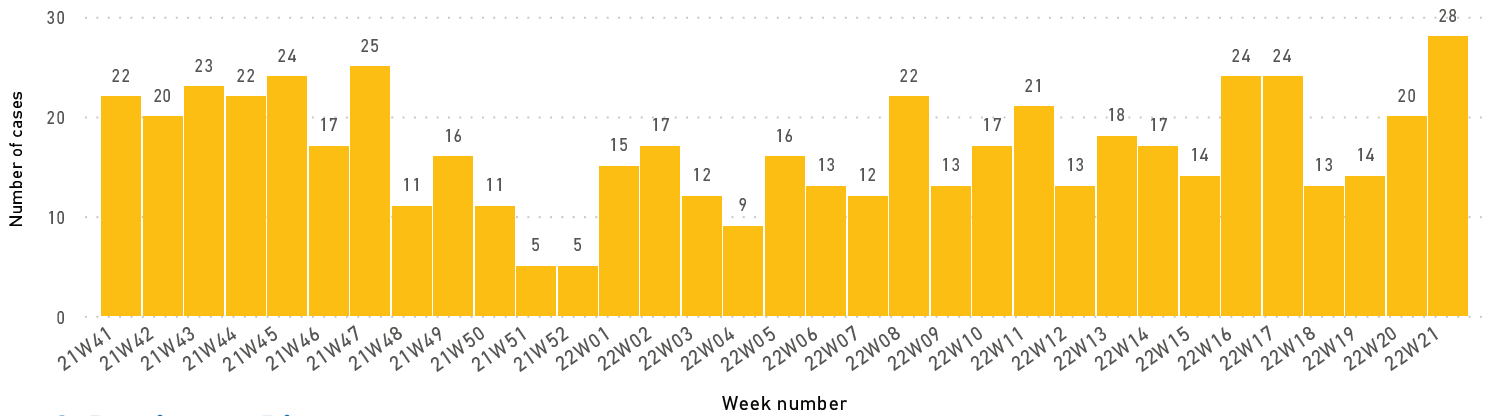
Figure 5: Number of acute diarrhea by week



2. Vaccine Preventable Diseases

- 3 cases of acute flaccid paralysis (AFP) were reported in this week
- Number of suspected measles in thre reporting week was (28) cases. Most cases were reported from Aleppo (6) Idleb (5) Rural Damascus (4) Daraa (4) Hama (3) Ar-Raqqa (2) Al-Hasakeh (2) Homs (1) Deir-ez-Zor (1).

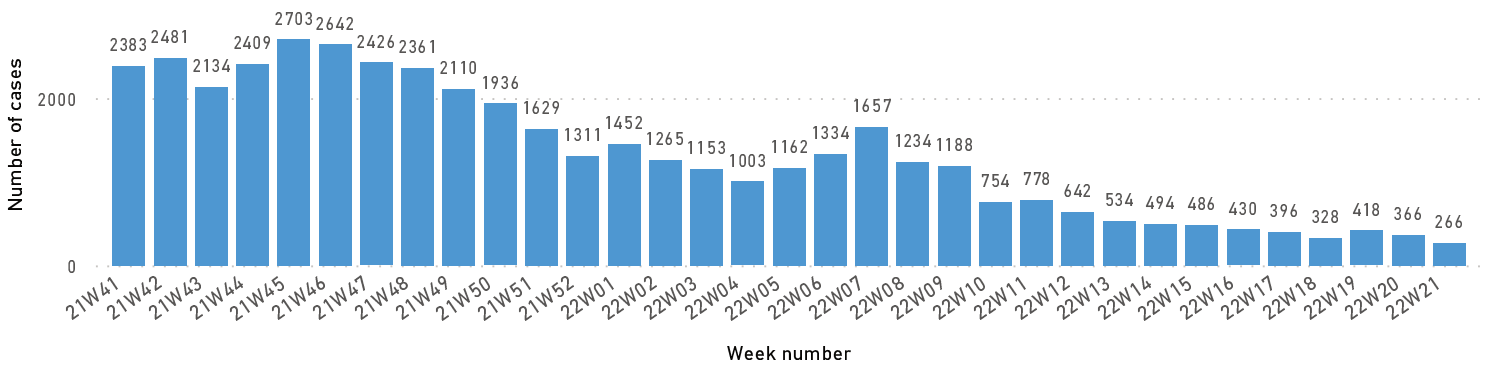
Figure 6: Suspected measles cases by week



3. Respiratory Diseases

- In total, 11953 ILI cases were reported during week.
- In total, 266 SARI cases were reported, and the trend is shown in (Figure 7). Most of the cases were reported from Damascus (82) Al-Hasakeh (48) Aleppo (28) Deir-ez-Zor (28) Hama (25) Lattakia (16) Tartous (13) Homs (10) Ar-Raqqa (4) Quneitra (4) As-Sweida (3) Rural Damascus (3) Daraa (2)

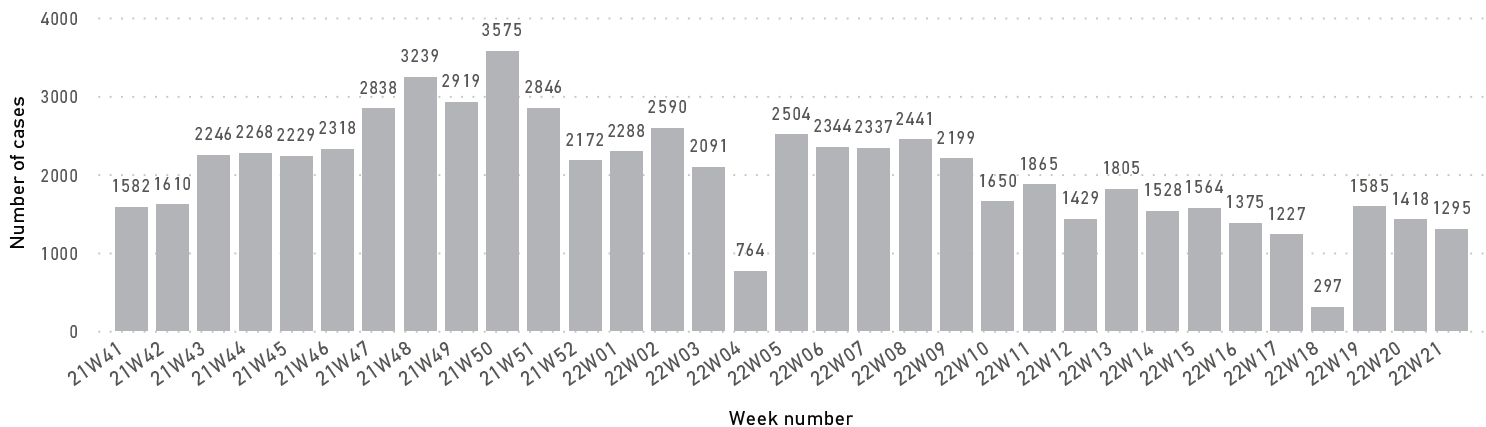
Figure 7: SARI cases by week



4. Other Diseases

- 3,394 cases were reported as "other diseases" through EWARS. The health conditions with the highest incidents were Leishmaniasis (1,295) Lice (748) and Scabis (333)
- During this week, most of suspected leishmaniasis cases were reported from Aleppo (841) Hama (150) Idleb (123)

Figure 8: Suspected Leishmaniasis cases by week



COVID-19

- As of 28 May 2021, a total of 55,890 confirmed cases – in 14 governorates, Damascus (10,711) (19.16%), Lattakia (9,762) (17.47%), Aleppo (8,533) (15.27%), Homs (6,075) (10.87%), Rural Damascus (5,029) (9%), Tartous (3,914)(7%), Dar'a (3,272) (5.85%), As-Sweida (2,961) (5.3%), Hama (2,836) (5.07%), Quneitra (996) (1.68%), Deir-ez-Zor (830) (1.49%), Ar-Raqqa (25) (0.04%), Idleb (7) (0.01%),
- Number of deaths related to COVID-19 is 3150 in 11 governorates, CFR 5.6%
- A total of 12,219 suspected COVID-19 cases were reported by EWARS system, in this week. Most of cases were reported from Aleppo (2393), Deir-ez-Zor (2091) and Al-Hasakeh (1346)

Figure 9: Confirmed COVID-19 cases by outcome

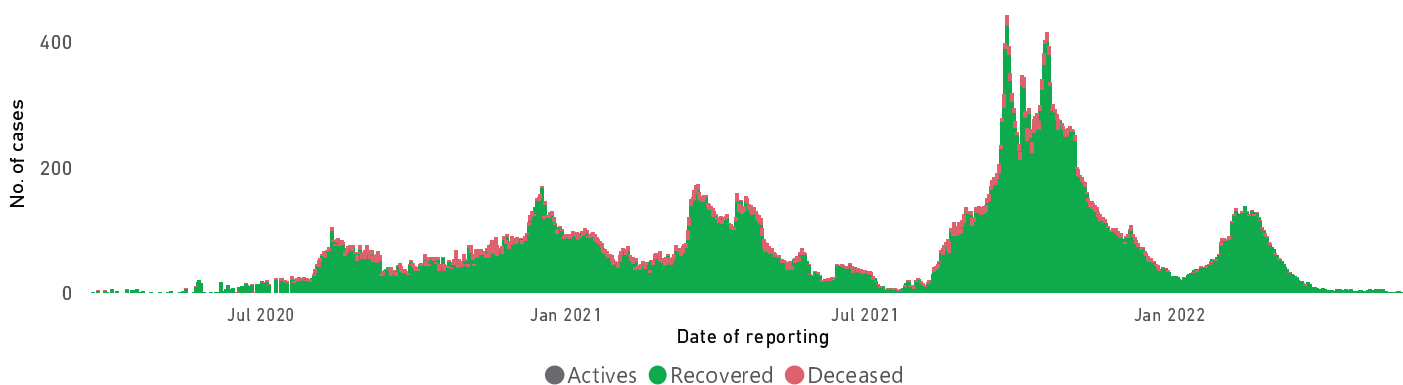
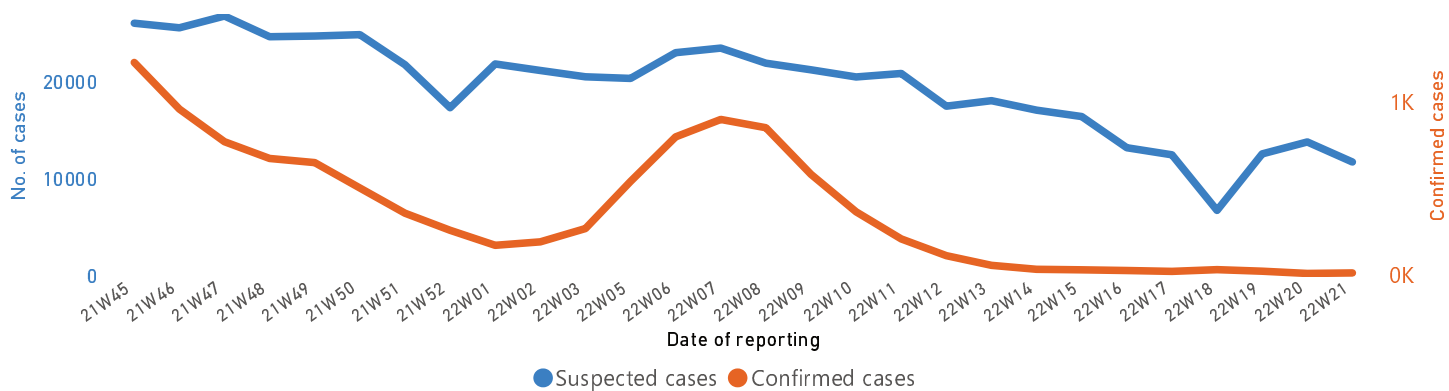


Figure 10: Suspected and confirmed COVID-19 cases by week

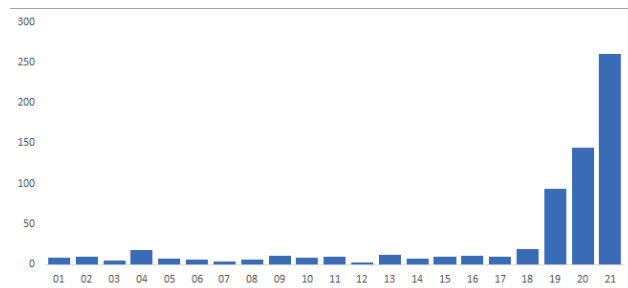


SMN in Raqqa

There has been a notable increase of suspected meningitis cases in Raqqa governorate since the week 18. During the week 21 a total of 250 cases were reported.

Between weeks 18 and 21 a total of (518) cases of suspected meningitis cases were reported through EWARS weekly reports in Raqqa , compared with only (34) cases reported in the same period in 2021. WHO is coordinating with health authority in the areas to further understand the extent of this outbreak, and investigate the etiology. Coordinate with EMRO and HQ to provide RDTs and lumbar puncture kits . MoH case management protocol was shared with hospitals, in addition EMRO shared WHO case management protocol. Coordinate with health authority in Raqqa and collect sample collection and transporting from newly suspected cases detected.

Figure 11: Trend of SMN cases in Raqqa Governorate (weeks 1 to 21, 2022)



Comparison with Previous Week by Health

DiseaseName	22W18	22W19	22W20	22W21	Total
Acute bloody diarrhea	80	86	96	132	394
Acute Diarrhea	6,403	8,495	9,399	9,652	33,949
Acute Flaccid Paralysis	3	8	5	3	19
Acute Watery diarrhea (suspected cholera)	0	0		0	0
Brucellosis	107	285	284	263	939
chicken pox	184	251	253	248	936
Influenza Like Illness	6,344	12,088	13,377	11,953	43,762
Leishmaniasis	297	1,585	1,418	1,295	4,595
Lice	668	902	958	748	3,276
Measles and Rubella	13	14	20	28	75
Meningitis	53	128	174	299	654
Mumps	84	75	64	44	267
Others	46	354	304	205	909
Pertussis	116	113	143	148	520
SARI	328	418	366	266	1,378
Scabis	233	404	415	333	1,385
Suspected Hepatitis (Jaundice)	485	797	718	647	2,647
Tuberculosis	7	60	46	53	166
Typhoid Fever	175	225	202	205	807
Total	15,626	26,288	28,243	26,564	96,721

Case Distribution by Age Group, and by Governorate

Week 2022 Week 21 (22 - 28 May 2022)

DiseaseGroup	Aleppo	Al-Hasakeh	Ar-Raqqa	As-Sweida	Damascus	Daraa	Deir-ez-Zor	Hama	Homs	Idleb	Lattakia	Quneitra	Rural Damascus	Tartous	Total
▼ Priority Diseases	3,846	3,231	912	151	1,514	704	4,294	356	610	2,392	1,923	393	1,569	1,127	23,022
Suspected Hepatitis (Jaundice)	88	6	168	0	46	31	116	9	45	25	48	3	16	46	647
Less than 5 years	24	2	91	0	23	7	61	2	6	12	11	3	2	4	248
5 years or more	64	4	77	0	23	24	55	7	39	13	37	0	14	42	399
SARI	28	48	4	3	82	2	28	25	10	0	16	4	3	13	266
Less than 5 years	12	18	0	0	51	0	5	12	2	0	12	0	0	8	120
5 years or more	16	30	4	3	31	2	23	13	8	0	4	4	3	5	146
Meningitis	7	5	260	0	4	1	2	6	1	10	2	1	0	0	299
Less than 5 years	4	1	126	0	0	1	2	3	0	0	1	1	0	0	139
5 years or more	3	4	134	0	4	0	0	3	1	10	1	0	0	0	160
Measles and Rubella	6	2	2	0	0	4	1	3	1	5	0	0	4	0	28
Less than 5 years	6	2	1	0	0	3	1	2	1	1	0	0	1	0	18
5 years or more	0	0	1	0	0	1	0	1	0	4	0	0	3	0	10
Influenza Like Illness	2,365	1,298	207	91	1,021	344	2,063	118	298	687	1,293	301	1,113	754	11,953
Less than 5 years	813	577	108	26	337	140	1,174	73	100	358	609	127	467	247	5,156
5 years or more	1,552	721	99	65	684	204	889	45	198	329	684	174	646	507	6,797
Acute Watery diarrhea (suspected cholera)	0	0	0			0	0		0				0		
Less than 5 years	0	0	0		20	0	0		0						20
5 years or more		0			22	0			0				0		22
Acute Flaccid Paralysis	0	0	0	0	0	0	0	0	1	0	0	1	1	0	3
Less than 5 years	0	0	0	0	0	0	0	0	0	0	0	0	1	0	2
5 years or more	0	0	0	0	0	0	0	0	1	0	0	0	0	0	1
Acute Diarrhea	1,352	1,844	249	57	318	315	2,019	195	254	1,665	555	83	432	314	9,652
Less than 5 years	670	1,047	133	25	158	133	1,201	118	112	816	243	32	182	67	4,937
5 years or more	682	797	116	32	160	182	818	77	142	849	312	51	250	247	4,715
Acute bloody diarrhea	0	28	22	0	1	7	65	0	0	0	9	0	0	0	132
Less than 5 years	0	15	13	0	0	3	58	0	0	0	2	0	0	0	91
5 years or more	0	13	9	0	1	4	7	0	0	0	7	0	0	0	41
Other Diseases	1,194	277	46	15	51	62	550	252	168	681	107	26	98	15	3,542
Typhoid Fever	10	4	8	0	1	12	107	5	25	29	0	0	4	0	205
Less than 5 years	4	0	0		1	1	9	0	0	18	0	0	0	0	33
5 years or more	6	4	8	0	0	11	98	5	25	11	0	0	4	0	172
Tuberculosis	24	0	0	1	1	0	0	1	0	1	16		8	1	53
Less than 5 years	0	0	0	0	0	0	0	0	0	0			0	0	0
5 years or more	24	0	0	1	1	0	0	1	0	1	16		8	1	53
Scabies	57	35	0	8	12	17	91	14	27	48	14	3	5	2	333
Less than 5 years	4	11	0	0	3	8	19	0	7	13	4	2	0	0	71
5 years or more	53	24	0	8	9	9	72	14	20	35	10	1	5	2	262
Pertussis	4	0	14	0	0	0	125	1	0	4	0	0	0	0	148
Less than 5 years	4	0	14	0	0	0	71	1	0	3	0	0	0	0	93
5 years or more	0	0	0		0	0	54	0	0	1	0		0	0	55
Others	8	121	0	0	0	13	14	5	22	0	9	5	8	0	205
Less than 5 years	0	56	0	0	0	2	14	2	10	0	3	3	1	0	91
5 years or more	8	65	0	0	0	11	0	3	12	0	6	2	7	0	114
Mumps	1	1	0	0	0	0	0	1	1	40	0	0	0	0	44
Less than 5 years	0	1	0	0	0	0	0	0	1	0	0	0	0	0	2
5 years or more	1	0	0	0	0	0	0	1	0	40	0	0	0	0	42
Lice	197	54	3	0	8	4	33	28	6	363	23	14	15	0	748
Less than 5 years	42	22	2	0	0	0	6	7	0	135	0	6	3	0	223
5 years or more	155	32	1	0	8	4	27	21	6	228	23	8	12	0	525
Leishmaniasis	841	52	5	2	7	0	49	150	19	123	33	0	4	10	1,295
Less than 5 years	150	19	3	0	0	0	10	48	3	49	3	0	0	0	285
5 years or more	691	33	2	2	7	0	39	102	16	74	30	0	4	10	1,010
chicken pox	25	5	0	4	7	16	55	4	41	67	12	3	7	2	248
Less than 5 years	13	1	0	1	3	10	12	3	14	23	3	3	1	0	87
5 years or more	12	4	0	3	4	6	43	1	27	44	9	0	6	2	161
Brucellosis	27	5	16	0	15	0	76	43	27	6	0	1	47	0	263
Less than 5 years	3	0	0	0	0	0	11	1	5	1	0	0	2	0	23
5 years or more	24	5	16	0	15	0	65	42	22	5	0	1	45	0	240
Total	5,040	3,508	958	166	1,565	766	4,844	608	778	3,073	2,030	419	1,667	1,142	26,564