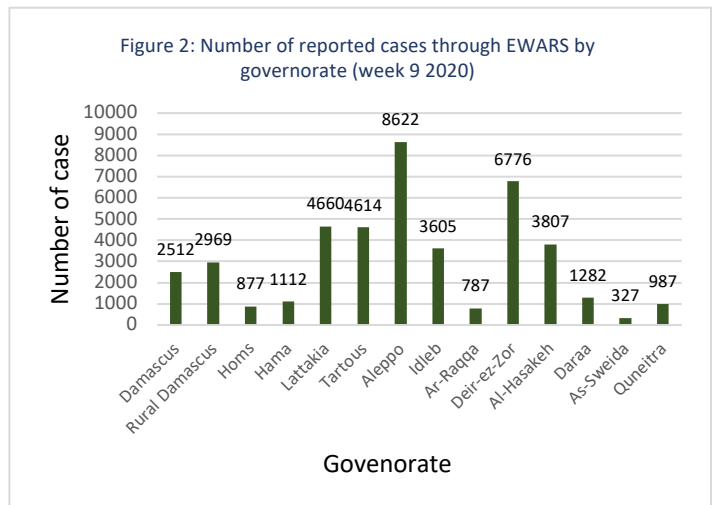
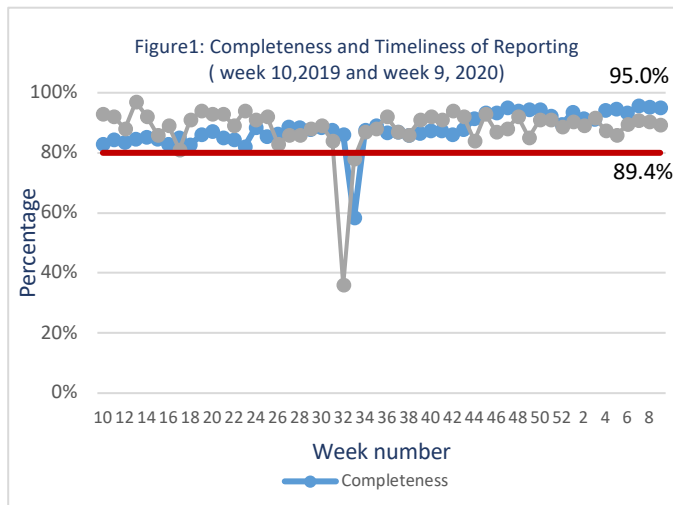


Highlights

- A total of 302 621 consultations were recorded in all the 14 governorates in week 9.
- The leading causes of morbidity among all age groups were influenza-like illnesses (64.8%) and acute diarrhea (19.8%).
- A total of 782 SARI cases were reported, and the upward trend is observed. Most of the cases were reported from Tartous (232), Hama (163) and Damascus (113). 38 SARI cases admitted ICU were tested for influenza and four cases were positive for influenza type A.
- 37 suspected measles cases were reported during week 9, and one case was positive for measles and the other cases tested negative for measles.
- No confirmed case of COVID-19 was reported by the end of week 9.

Performance Indicators

- A total of 1220 out of 1284 active reporting sites (95.0%) in all 14 governorates of Syria reported through EWARS, with 89.4% timeliness among those sites providing data during week 9 (Figure 1).



Morbidity

1. Proportional Morbidity

- A total of 302 621 consultations were recorded in 1220 health facilities in 14 governorates in week 9, 2020. Among them, 40 792 cases were EWARS notifiable health conditions (Figure 2).
- Among all age groups, the leading causes of morbidity influenza-like illnesses (ILI) (64.8%), and acute diarrhea (AD) (19.8%).
- Of the 40 792 total reported cases, 50.6% (21 737) were female, and 43.1% (18 500) were children under 5 years old.
- Among children under 5 years of age, 64.0% of cases are ILI, and ILI representing 23.4% of the cases during this reporting period (Figure 3).
- The proportional morbidity of ILI is 9.2% and the upwards trend was observed: increased by 2.0% from the previous week (Figure 4).

Figure 3: Proportional morbidity by age group in week 9, 2020

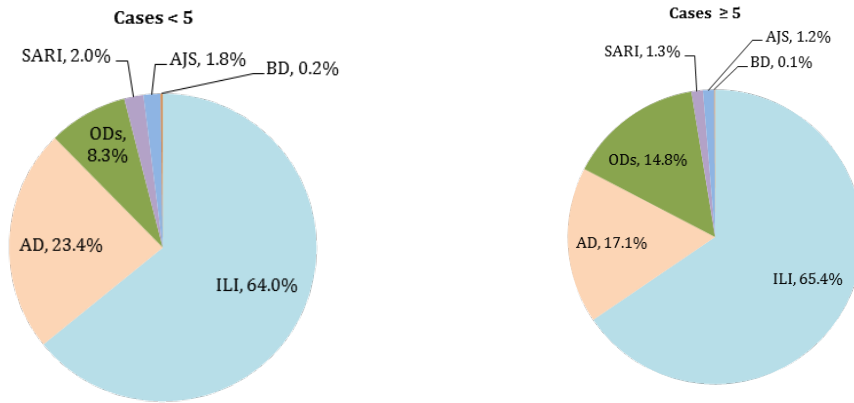
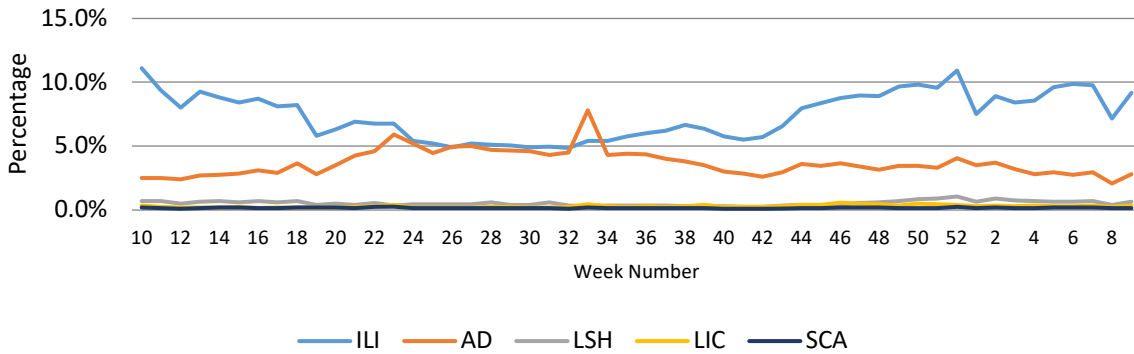


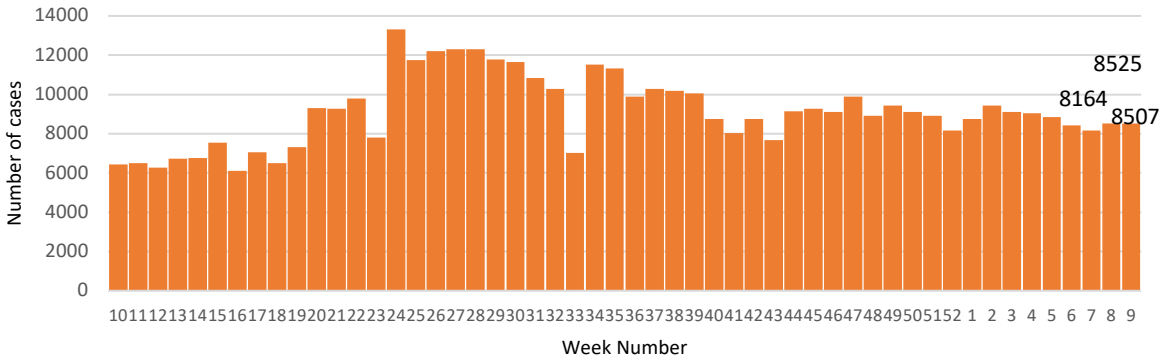
Figure 4: Proportion of Morbidity of top 5 diseases among the total consultation (week 10,2019 and week 9,2020)



2. Waterborne Diseases

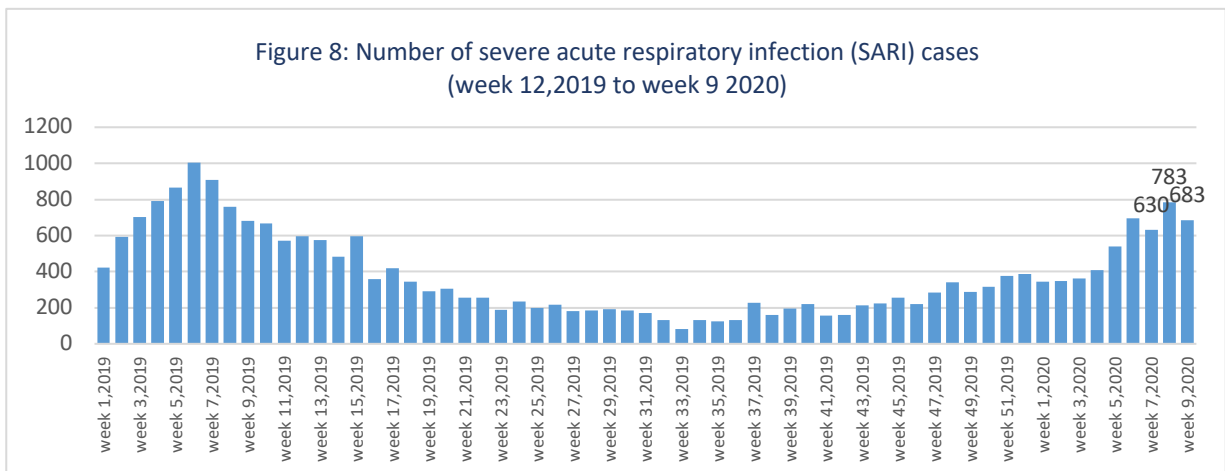
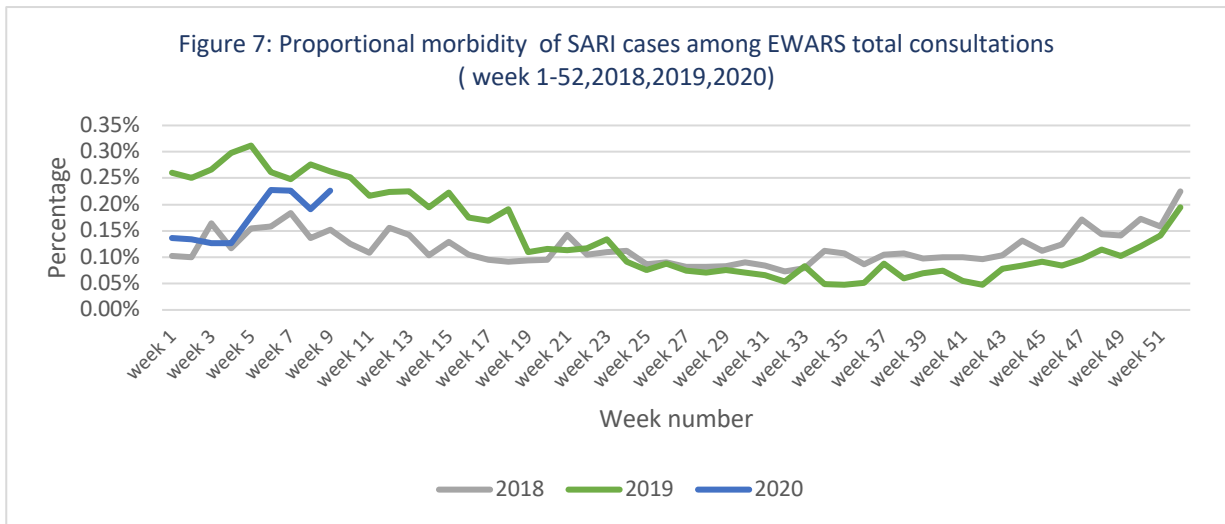
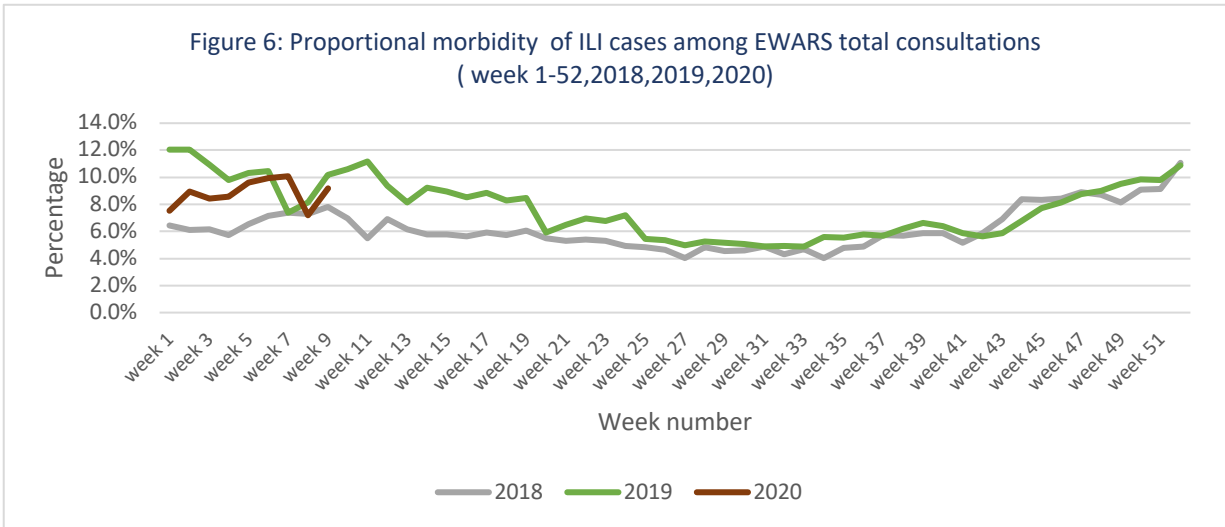
- There no case of acute watery diarrhea (AWD) in week 9.
- A total of 8507 AD cases were reported during week 9, and the trend remain stable.

Figure 5: Number of acute diarrhea (week 10,2019 to week 9,2020)



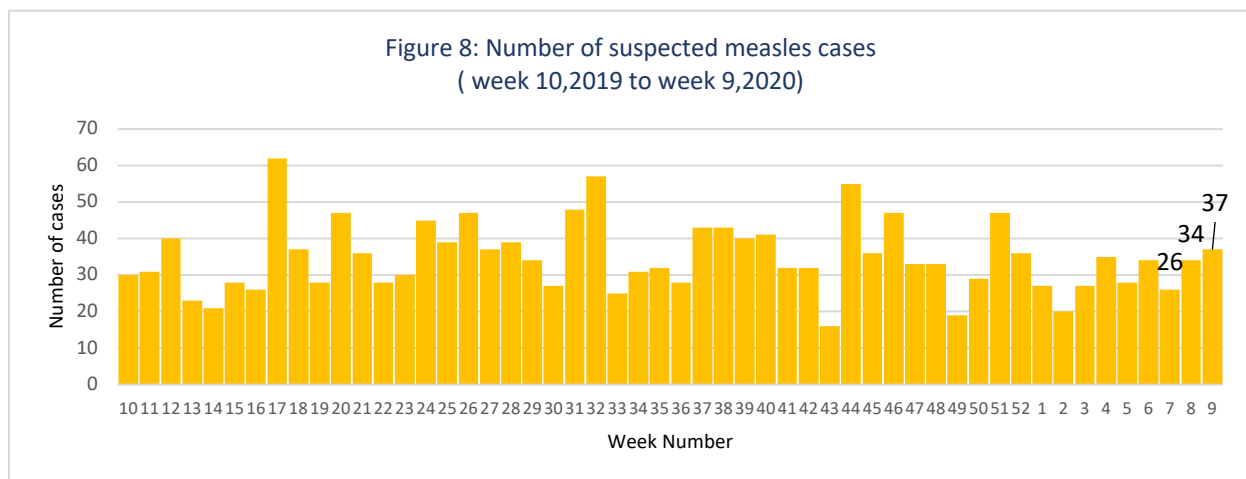
3. Respiratory Diseases

- In total, 27 818 ILI cases were reported during week. The proportional morbidity of ILI is 9.2% which increased by 2.0% from the previous week (Figure 6).
- In total, 683 SARI cases were reported, and an upward trend is observed; the proportional morbidity increased 0.4% from the previous week (Figure 7). Most of the cases were reported from Tartous (232), Hama (163) and Damascus (113).



4. Vaccine Preventable Diseases

- 10 cases of acute flaccid paralysis (AFP) were reported in week 9, from Hama (4), Damascus(3), Dara'(2), and Rural Damascus (1).
- A total of 37 suspected measles cases were reported, which increased by 21.3% compared to the average of the previous four weeks. Most of the cases were reported from Ar-Raqqa (12), and Dara' (6).



5. Other Diseases

- 5149 cases were reported as “other diseases” through EWARS. The health conditions with the highest incidents were leishmaniasis (2011), lice (1022), and scabies (488).
- During week 9, most of suspected leishmaniasis cases were reported from Aleppo (52.0%), Deir-ez-Zor (24.5%), and Al-Hasakeh (7.3%). A total of 729 suspected leishmaniasis cases were reported from Aleppo during week 9.

Public Health Response Actions

Suspected measles

- A total of 37 suspected measles cases was reported during week 9. All the cases were investigated by rapid response teams of the health directorates except for the cases reported from Idlib governorate (9 cases) where the access is limited. The blood specimens from 28 suspected cases were collected and tested for IgM ELISA at the reference laboratory in Damascus. One case from Dara' reported on 23 February was positive for measles and other cases tested were negative.

Severe acute respiratory infection (SARI)

- From week 1 to week 9 in 2020, a total of 255 SARI case admitted in ICU including 39 deaths were tested for influenza. Among them, 83 cases were influenza type A (not subtyped), 2 cases were H1N1, and 6 cases were influenza type B. Among 39 death cases, 19 cases were positive for influenza (18 cases were type A, one case was type B). Most of the positive cases for influenza were reported from Rural Damascus (19.8%, 18), Damascus (17.6%, 16) and Homs and Lattakia (16.5%, 15).

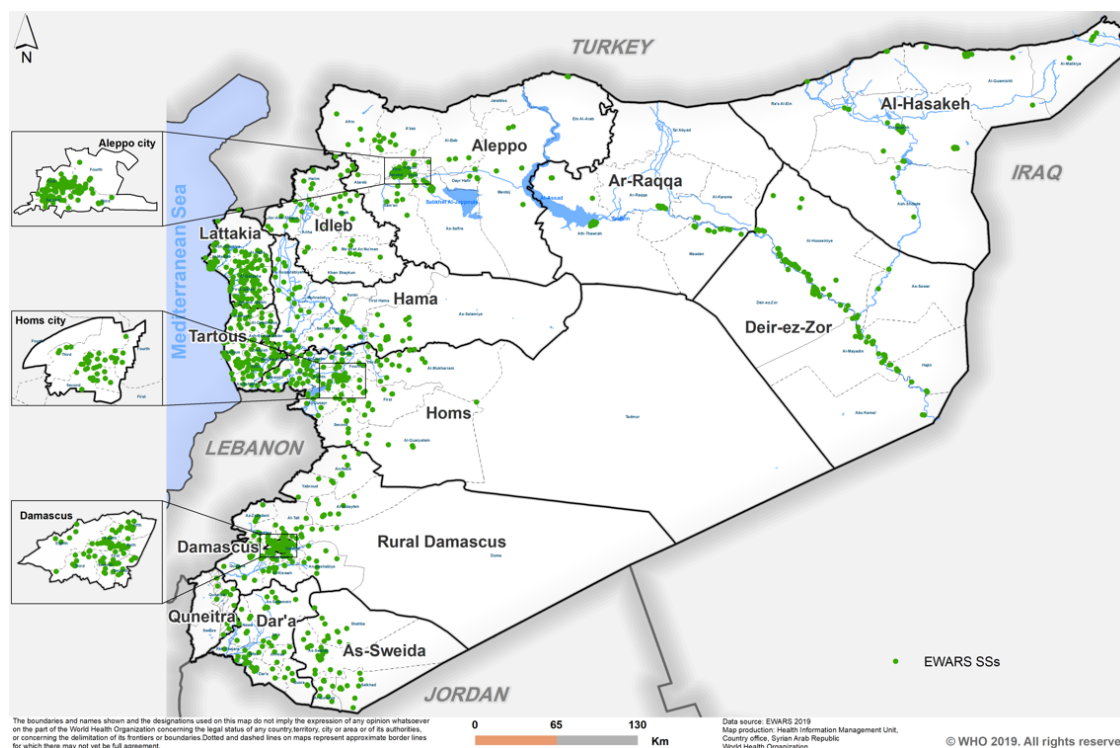
COVID-19

- By week 9, there was no confirmed case of COVID-19 was reported in Syria.
- To detect imported cases of COVID-19, MOH implemented health measures for travelers, such as temperature screening and monitoring travel history at 14 points of entry (Damascus, Rural Damascus, Homs, Tartous, Dara', Deir-ez-Zor, Lattakia, and Qamishili). With WHO's support, MOH developed protocols for entry screening and passenger location cards. Each PoE is equipped with a medical center and one ambulance with medical personnel. WHO donated 700 infrared thermometers and a thermal scanner camera, which was placed at Damascus International Airport, as well as IEC materials, including 40 roll up banners and more than 300 posters.

ANNEX 1 : Comparison with Previous Week by Health Condition

Disease	Week 8	Week 9
Acute diarrhea (AD)	8 525	8 507
Bloody diarrhea (BD)	75	60
Acute watery diarrhea (AWD)	0	0
Acute jaundice syndrome (AJS)	383	633
Influenza like illness (ILI)	29 370	27 818
Acute flaccid paralysis (AFP)	9	10
Suspected measles (SM)	34	37
Suspected meningitis (SMN)	43	40
Typhoid fever (TYF)	236	314
Brucellosis (BRU)	165	250
Suspected tuberculosis (TB)	27	23
Severe acute respiratory infection (SARI)	782	683
Suspected pertussis (PER)	147	95
suspected leishmaniasis (LSH)	1 716	2 011
Suspected chickenpox (CHP)	316	361
Scabies (SCA)	625	488
Lice (LIC)	990	1 022
Suspected mumps (MUM)	141	93
Others	442	492
Total	44 027	42 937

Annex 2: Map of EWARS sentinel site



		Idleb	Al-Hasakeh	Ar-Raqqa	As-Sweida	Quneitra	Lattakia	Aleppo	Hama	Homs	Dar'a	Damascus	Deir-ez-Zor	Rural Damascus	Tartous	Total
Acute diarrhea (AD)	< 5	637	410	161	22	70	382	473	181	77	175	349	1 121	187	79	4 324
	≥ 5	643	223	117	31	84	464	505	158	64	205	352	952	228	157	4 183
Bloody diarrhea (BD)	< 5	0	11	5	0	0	0	1	0	0	2	2	19	0	0	40
	≥ 5	0	4	6	0	0	0	0	0	0	2	3	3	0	2	20
Acute watery diarrhea (AWD)	< 5	0	0	0	0	0	0	0	0	0	0	0	0	0	0	0
	≥ 5	0	0	0	0	0	0	0	0	0	0	0	0	0	0	0
Acute jaundice syndrome (AJS)	< 5	41	4	39	1	2	1	11	3	1	2	4	223	0	0	332
	≥ 5	33	14	26	8	2	2	13	16	5	20	8	142	7	5	301
Influenza like illness (ILI)	< 5	781	1 181	194	67	312	1 547	2 728	189	221	337	664	1 424	928	1 262	11 835
	≥ 5	733	1 498	169	169	467	1 917	3 440	186	333	414	957	1 355	1 486	2 859	15 983
Acute flaccid paralysis (AFP)	< 5	0	0	0	0	0	0	0	3	0	1	1	0	0	0	5
	≥ 5	0	0	0	0	0	0	0	1	0	1	2	0	1	0	5
Suspected measles (SM)	< 5	8	0	10	0	0	0	3	0	0	3	3	0	1	0	28
	≥ 5	1	0	2	0	0	1	0	0	1	3	1	0	0	0	9
Suspected meningitis (SMN)	< 5	5	0	3	0	0	1	0	4	0	1	2	4	1	1	22
	≥ 5	5	0	2	2	0	0	2	3	0	0	3	1	0	0	18
Severe acute respiratory infection (SARI)	< 5	0	15	2	0	0	8	34	132	9	0	49	18	0	107	374
	≥ 5	1	14	1	11	1	22	19	31	3	0	64	17	0	125	309
Typhoid fever (TYF)	< 5	28	4	2	0	0	0	1	0	0	1	0	27	1	0	64
	≥ 5	19	7	3	0	0	0	2	8	0	19	0	186	6	0	250
Brucellosis (BRU)	< 5	7	0	0	0	0	0	0	0	0	1	0	22	2	0	32
	≥ 5	1	14	2	0	2	0	16	14	3	13	4	134	15	0	218
Suspected tuberculosis (TB)	< 5	4	0	0	0	0	0	0	0	0	0	0	0	0	0	4
	≥ 5	1	1	0	0	0	0	3	0	0	1	4	1	8	0	19
Suspected pertussis (PER)	< 5	20	0	4	0	0	0	10	0	0	0	0	33	0	0	67
	≥ 5	25	0	0	0	0	0	2	0	0	0	0	1	0	0	28
suspected leishmaniasis (LSH)	< 5	67	27	5	0	3	0	232	14	0	0	2	215	0	0	565
	≥ 5	65	120	12	2	0	10	813	102	4	0	15	278	15	10	1 446
Suspected chickenpox (CHP)	< 5	17	36	0	1	2	2	13	4	3	0	2	114	1	0	195
	≥ 5	36	28	0	1	6	2	18	18	3	3	0	46	4	1	166
Scabies (SCA)	< 5	43	22	0	0	1	4	16	0	1	0	1	64	0	0	152
	≥ 5	74	26	0	5	1	11	83	0	22	16	12	77	6	3	336
Lice (LIC)	< 5	108	7	0	3	4	8	32	2	8	1	0	44	2	1	220
	≥ 5	177	10	0	4	26	272	133	35	11	25	8	55	44	2	802
Suspected mumps (MUM)	< 5	1	8	12	0	0	0	1	1	1	0	0	0	0	0	24
	≥ 5	24	20	10	0	0	1	2	0	5	0	0	7	0	0	69
Others	< 5	0	54	0	0	1	2	0	4	40	7	0	108	1	0	217
	≥ 5	0	49	0	0	3	3	16	3	62	29	0	85	25	0	275
Total of < 5		1 767	1 779	437	94	395	1 955	3 555	537	361	531	1 079	3 436	1 124	1 450	18 500
Total of ≥ 5		1 838	2 028	350	233	592	2 705	5 067	575	516	751	1 433	3 340	1 845	3 164	24 437
Grand total		3 605	3 807	787	327	987	4 660	8 622	1 112	877	1 282	2 512	6 776	2 969	4 614	42 937

