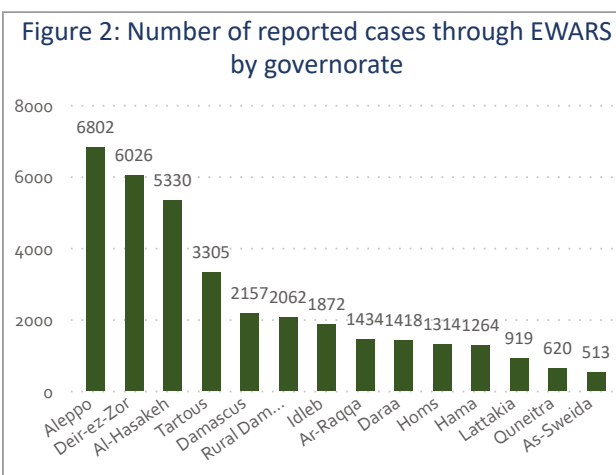
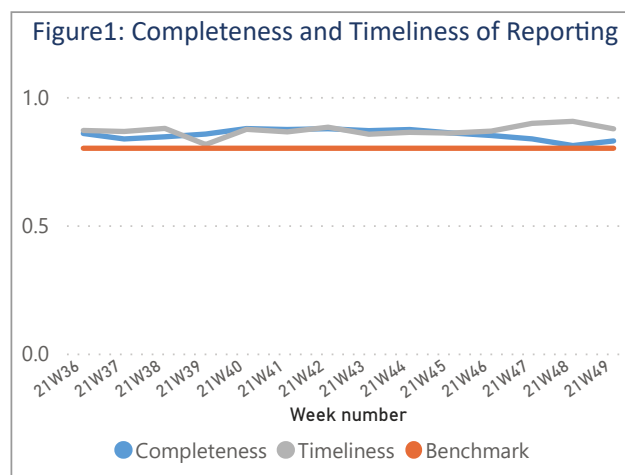


Highlights

- A total of 209,316 consultations were recorded in all the 14 governorates
- The leading causes of morbidity among all age groups were Influenza Like Illness 20975 (59.87%) and Acute Diarrhea 6509 (18.58%).
- A total of 23,077 suspected COVID-19 cases were reported by EWARS system, Most of the cases were reported from Aleppo (4,361), Deir-ez-Zor (3,504) and Tartous (3,030)
- MoH reported 651 confirmed cases of COVID-19, the cumulative number of COVID-19 confirmed cases is 49,189
- 3 AFP cases reported in Aleppo (1) Damascus (1) As-Sweida (1).
- 13 suspected measles cases in Rural Damascus (3) Daraa (3) Al-Hasakeh (2) Hama (1) Idleb (1) Tartous (1) Aleppo (1) Deir-ez-Zor (1)

Performance Indicators

- A total of 1,150 out of 1,388 active reporting sites (82.85%) in all 14 governorates of Syria reported through EWARS, with 87.57% timeliness among those sites providing data during the week (Figure 1)



Morbidity

- A total of 209,316 consultations were recorded in 1150 health facilities in 14 governorates. Among them, 35,036 cases were EWARS notifiable health conditions (Figure 2)
- The leading causes of morbidity among all age groups were Influenza Like Illness 20,975 (59.87%) and Acute Diarrhea 6,509 (18.58%).
- Of the 35,036 total reported cases, 50.32% (17,631) were female, and 40.55% (14,206) were children under 5 years old
- Children under 5 years of age 59.95% of cases are ILI, and ILI representing 59.81% of the cases above 5 years during this reporting period (Figure 3)
- The proportional morbidity of ILI is 10.02% and the upwards trend was observed: 1.71% from the previous week (Figure 4)
- The proportional morbidity of AD is 3.11% and the upwards trend was observed: 0.33% from the previous week (Figure 4)

Figure 3: Proportional morbidity by age group

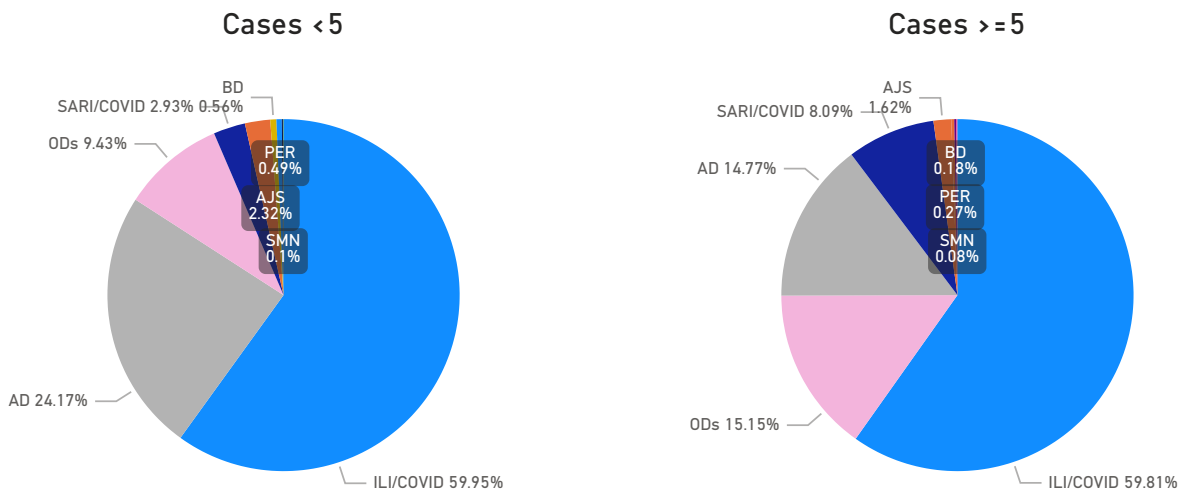
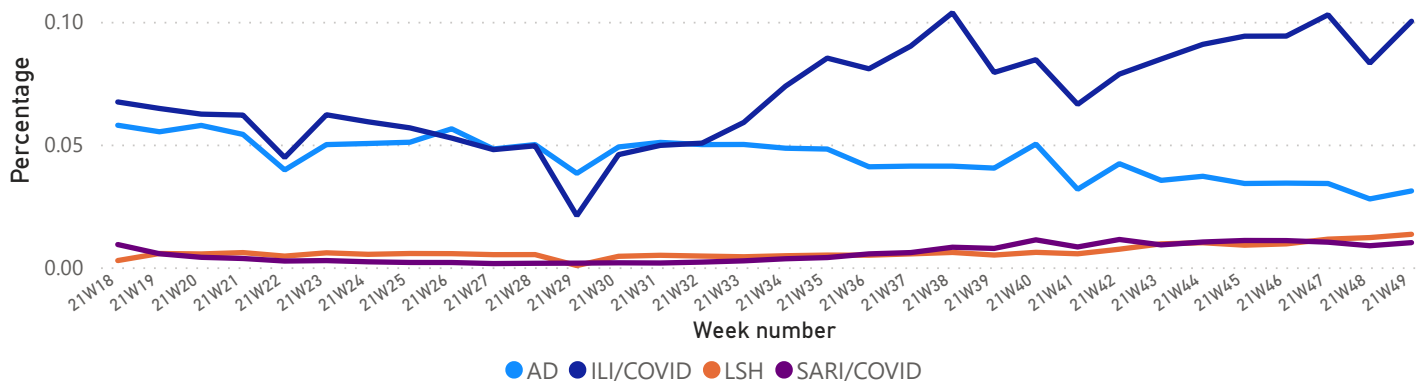


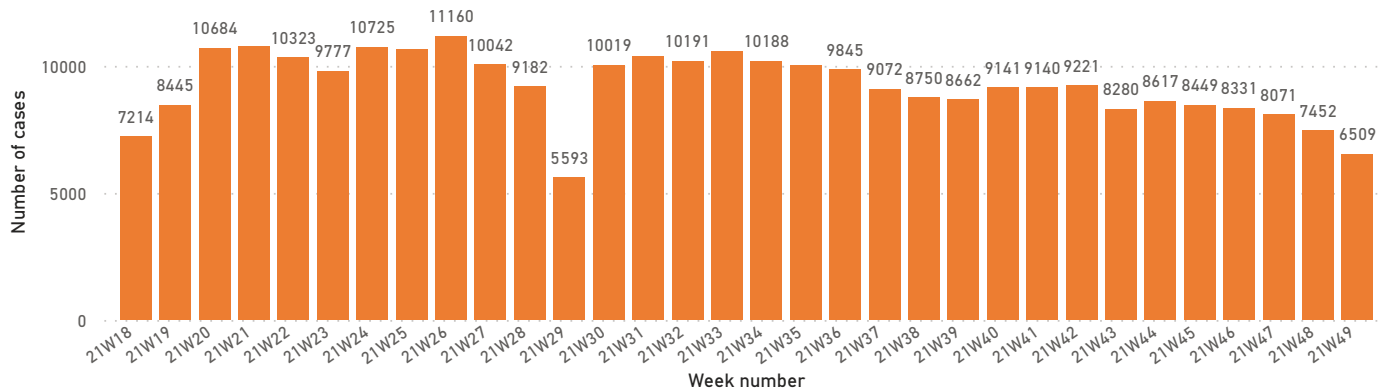
Figure 4: Proportion of Morbidity of top 4 diseases among the total consultation by week



1. Waterborne Diseases

- There was 0 case of acute watery diarrhea (AWD)
- A total of 6,509 AD cases were reported during this week

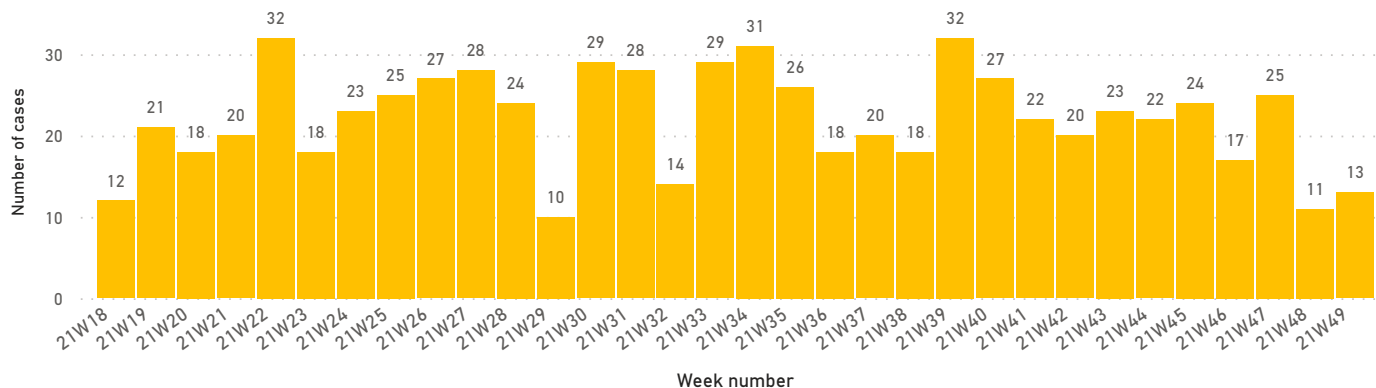
Figure 5: Number of acute diarrhea by week



2. Vaccine Preventable Diseases

- 3 cases of acute flaccid paralysis (AFP) were reported in this week
- Number of suspected measles in the reporting week was (13) cases. Most cases were reported from Rural Damascus (3) Daraa (3) Al-Hasakeh (2) Hama (1) Idleb (1) Tartous (1) Aleppo (1) Deir-ez-Zor (1).

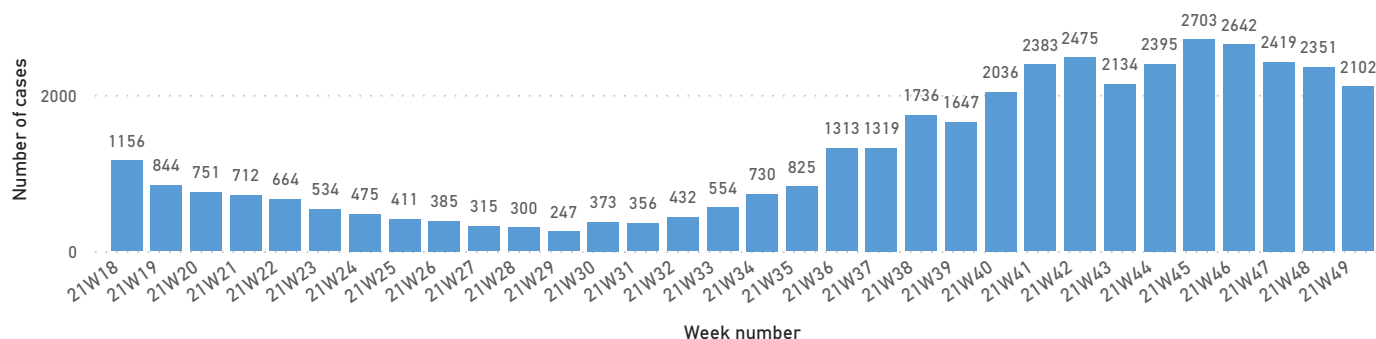
Figure 6: Suspected measles cases by week



3. Respiratory Diseases

- In total, 20,975 ILI cases were reported during week.
- In total, 2,102 SARI cases were reported, and the trend is shown in (Figure 7). Most of the cases were reported from Tartous (635) Damascus (395) Hama (295) Aleppo (156) As-Sweida (142) Al-Hasakeh (112) Rural Damascus (89) Homs (84) Daraa (68) Ar-Raqqa (61) Quneitra (42) Deir-ez-Zor (23)

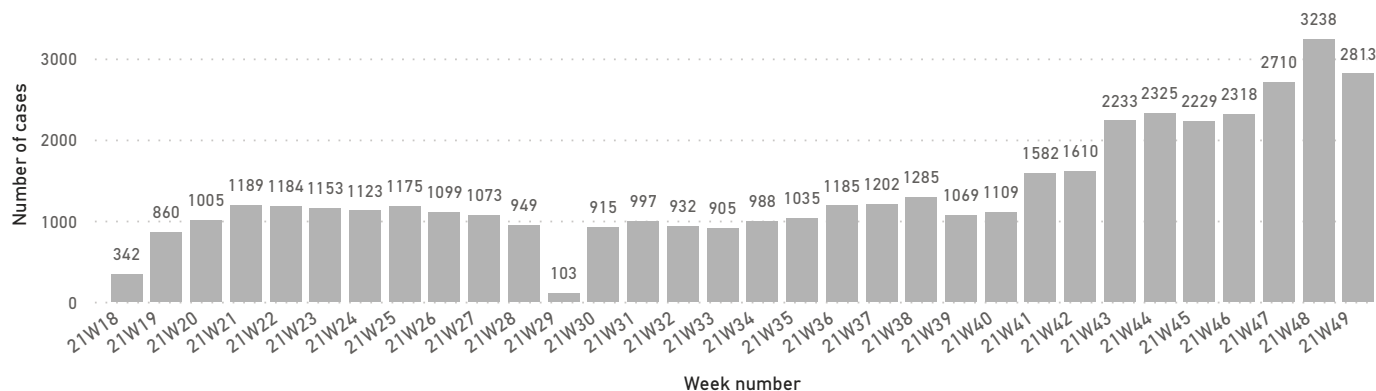
Figure 7: SARI cases by week



4. Other Diseases

- 4,494 cases were reported as "other diseases" through EWARS. The health conditions with the highest incidents were Leishmaniasis (2,813) Lice (587) and Scabis (335)
- During this week, most of suspected leishmaniasis cases were reported from Al-Hasakeh (1,517) Aleppo (820) Hama (189)

Figure 8: Suspected Leishmaniasis cases by week



COVID-19

- As of 11 December 2021, a total of 49189 confirmed cases – in 14 governorates, Damascus (9,569) (19.45%), Lattakia (8,394) (17.06%), Aleppo (7,805) (15.87%), Homs (5,244) (10.66%), Rural Damascus (4,676) (9.51%), Tartous (3,058) (6.22%), Dar'a (2,887) (5.87%), As-Sweida (2,636) (5.36%), Hama (2,384) (4.85%), Quneitra (931)(1.89%), Al-Hasakeh (823) (1.67%), Deir-ez-Zor (750) (1.52%), Ar-Raqqa (25) (0.05%), Idleb (7) (0.01%),
- Number of deaths related to COVID-19 is 2,809 in 11 governorates, CFR 5.7%
- A total of 23,077 suspected COVID-19 cases were reported by EWARS system, in this week. Most of cases were reported from Aleppo (4,361), Deir-ez-Zor (3,504) and Tartous (3,030)
- 14533 cases are Still Active (29.55%), 31,791 cases are Recovered (64.63%).

Figure 9: Confirmed COVID-19 cases by outcome

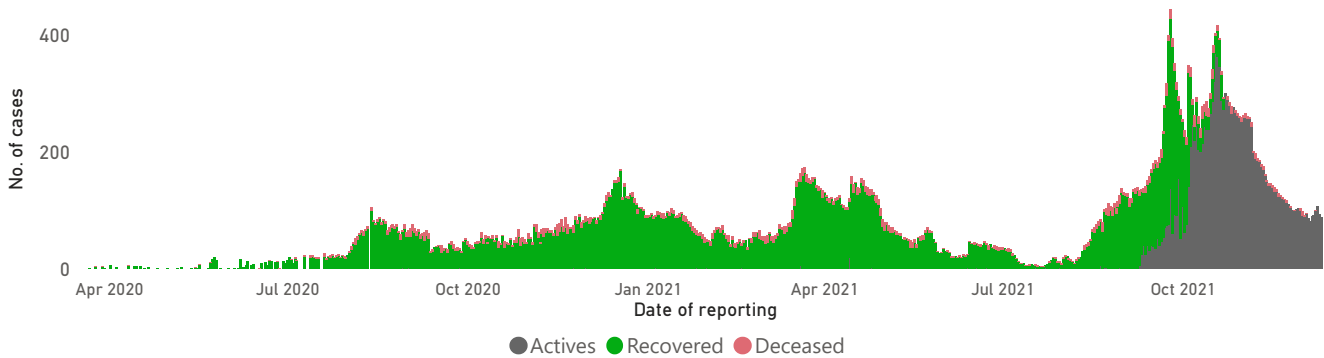
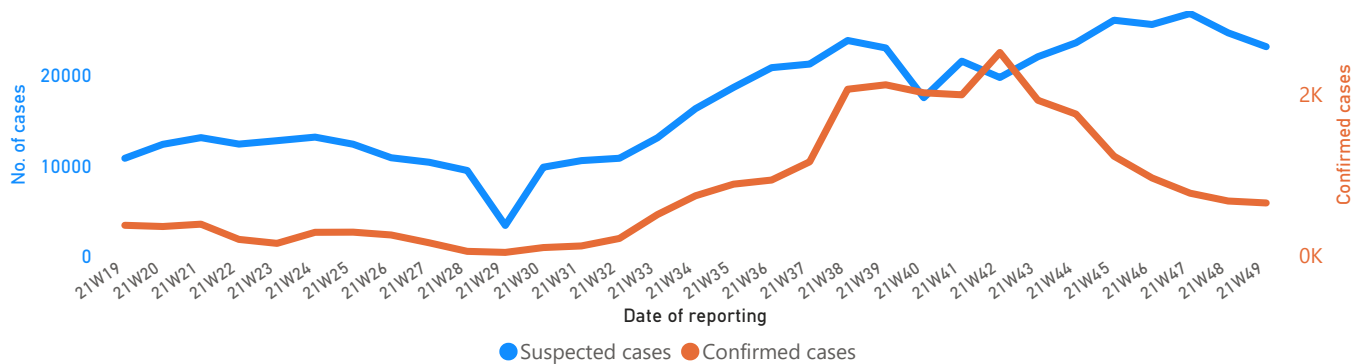


Figure 10: Suspected and confirmed COVID-19 cases by week



Comparison with Previous Week by Health

DiseaseName	21W46	21W47	21W48	21W49	Total
Acute bloody diarrhea	120	122	122	117	481
Acute Diarrhea	8,331	8,071	7,452	6,509	30,363
Acute Flaccid Paralysis	5	5	2	3	15
Acute Watery diarrhea (suspected cholera)	0	0	0	0	0
Brucellosis	113	101	81	142	437
chicken pox	174	165	191	152	682
Influenza Like Illness	22,886	24,325	22,255	20,975	90,441
Leishmaniasis	2,318	2,710	3,238	2,813	11,079
Lice	826	962	897	587	3,272
Measles and Rubella	17	25	11	13	66
Meningitis	34	36	39	30	139
Mumps	105	90	95	35	325
Others	238	353	438	236	1,265
Pertussis	139	155	145	126	565
SARI	2,642	2,419	2,351	2,102	9,514
Scabis	409	363	354	335	1,461
Suspected Hepatitis (Jaundice)	799	711	718	667	2,895
Tuberculosis	21	19	30	18	88
Typhoid Fever	238	240	241	176	895
Total	39,415	40,872	38,660	35,036	153,983

Case Distribution by Age Group, and by Governorate

Week 2021 Week 49 (5 - 11 December 2021)

DiseaseGroup	Aleppo	Al-Hasakeh	Ar-Raqqa	As-Sweida	Damascus	Daraa	Deir-ez-Zor	Hama	Homs	Idleb	Lattakia	Quneitra	Rural Damascus	Tartous	Total
▼ Priority Diseases	5,607	3,570	1,399	503	2,128	1,344	5,500	993	1,234	1,493	913	600	1,979	3,279	30,542
Suspected Hepatitis (Jaundice)	125	12	220	0	23	10	186	23	28	19	10	3	3	5	667
Less than 5 years	54	5	127	0	6	5	107	4	9	9	2	1	0	0	329
5 years or more	71	7	93	0	17	5	79	19	19	10	8	2	3	5	338
SARI	156	112	61	142	395	68	23	295	84	0	0	42	89	635	2,102
Less than 5 years	21	37	8	0	153	0	0	115	0	0	0	2	0	80	416
5 years or more	135	75	53	142	242	68	23	180	84	0	0	40	89	555	1,686
Pertussis	1	0	2	0	0	0	102	0	0	21	0	0	0	0	126
Less than 5 years	1	0	2	0	0	0	57	0	0	10	0	0	0	0	70
5 years or more	0	0	0	0	0	0	45	0	0	11	0	0	0	0	56
Meningitis	1	0	12	0	6	3	3	0	0	5	0	0	0	0	30
Less than 5 years	1	0	5	0	3	3	1	0	0	1	0	0	0	0	14
5 years or more	0	0	7	0	3	0	2	0	0	4	0	0	0	0	16
Measles and Rubella	1	2	0	0	0	3	1	1	0	1	0	0	3	1	13
Less than 5 years	0	0	0	0	0	3	0	1	0	0	0	0	2	0	6
5 years or more	1	2	0	0	0	0	1	0	0	1	0	0	1	1	7
Influenza Like Illness	4,205	2,475	633	325	1,452	1,026	3,481	548	999	860	608	471	1,497	2,395	20,975
Less than 5 years	1,596	1,102	301	43	583	298	2,012	337	262	440	258	179	579	527	8,517
5 years or more	2,609	1,373	332	282	869	728	1,469	211	737	420	350	292	918	1,868	12,458
Acute Watery diarrhea (suspected cholera)	0	0	0	0	0	0	0	0	0	0	0	0	0	0	0
Less than 5 years	0	0	0	0	0	0	0	0	0	0	0	0	0	0	0
5 years or more	0	0	0	0	0	0	0	0	0	0	0	0	0	0	0
Acute Flaccid Paralysis	1	0	0	1	1	0	0	0	0	0	0	0	0	0	3
Less than 5 years	1	0	0	1	0	0	0	0	0	0	0	0	0	0	2
5 years or more	0	0	0	0	1	0	0	0	0	0	0	0	0	0	1
Acute Diarrhea	1,114	962	443	35	251	226	1,636	126	123	587	292	84	387	243	6,509
Less than 5 years	607	496	267	12	103	87	1,027	83	54	280	151	30	161	75	3,433
5 years or more	507	466	176	23	148	139	609	43	69	307	141	54	226	168	3,076
Acute bloody diarrhea	3	7	28	0	0	8	68	0	0	0	3	0	0	0	117
Less than 5 years	1	3	14	0	0	4	58	0	0	0	0	0	0	0	80
5 years or more	2	4	14	0	0	4	10	0	0	0	3	0	0	0	37
Other Diseases	1,195	1,760	35	10	29	74	526	271	80	379	6	20	83	26	4,494
Typhoid Fever	3	0	13	0	0	4	124	5	1	23	0	0	3	0	176
Less than 5 years	0	0	0	0	0	0	12	0	0	13	0	0	0	0	25
5 years or more	3	0	13	0	0	4	112	5	1	10	0	0	3	0	151
Tuberculosis	9	2	0	0	2	0	0	0	0	1	0	0	0	4	18
Less than 5 years	0	0	0	0	0	0	0	0	0	0	0	0	0	0	0
5 years or more	9	2	0	0	2	0	0	0	0	1	0	0	4	0	18
Scabies	89	40	0	0	8	5	93	16	31	40	0	2	9	2	335
Less than 5 years	11	16	0	0	2	0	11	1	11	12	0	0	1	0	65
5 years or more	78	24	0	0	6	5	82	15	20	28	0	2	8	2	270
Others	5	148	0	1	0	47	1	2	10	0	0	6	15	1	236
Less than 5 years	2	68	0	0	0	15	0	0	0	0	0	3	1	1	90
5 years or more	3	80	0	1	0	32	1	2	10	0	0	3	14	0	146
Mumps	2	1	0	0	0	0	5	0	0	27	0	0	0	0	35
Less than 5 years	0	0	0	0	0	0	5	0	0	0	0	0	0	0	5
5 years or more	2	1	0	0	0	0	0	0	0	27	0	0	0	0	30
Lice	196	43	5	6	4	15	53	44	6	190	6	8	7	4	587
Less than 5 years	32	16	1	1	1	4	18	15	0	82	0	4	0	0	174
5 years or more	164	27	4	5	3	11	35	29	6	108	6	4	7	4	413
Leishmaniasis	820	1,517	11	1	7	0	165	189	19	46	0	0	21	17	2,813
Less than 5 years	155	621	2	0	1	0	60	39	2	25	0	0	0	0	905
5 years or more	665	896	9	1	6	0	105	150	17	21	0	0	21	17	1,908
chicken pox	31	4	2	2	2	3	30	3	7	47	0	4	15	2	152
Less than 5 years	12	2	1	2	0	2	17	0	2	17	0	2	6	0	63
5 years or more	19	2	1	0	2	1	13	3	5	30	0	2	9	2	89
Brucellosis	40	5	4	0	6	0	55	12	6	5	0	0	9	0	142
Less than 5 years	2	0	0	0	0	0	8	0	0	2	0	0	0	0	12
5 years or more	38	5	4	0	6	0	47	12	6	3	0	0	9	0	130
Total	6,802	5,330	1,434	513	2,157	1,418	6,026	1,264	1,314	1,872	919	620	2,062	3,305	35,036