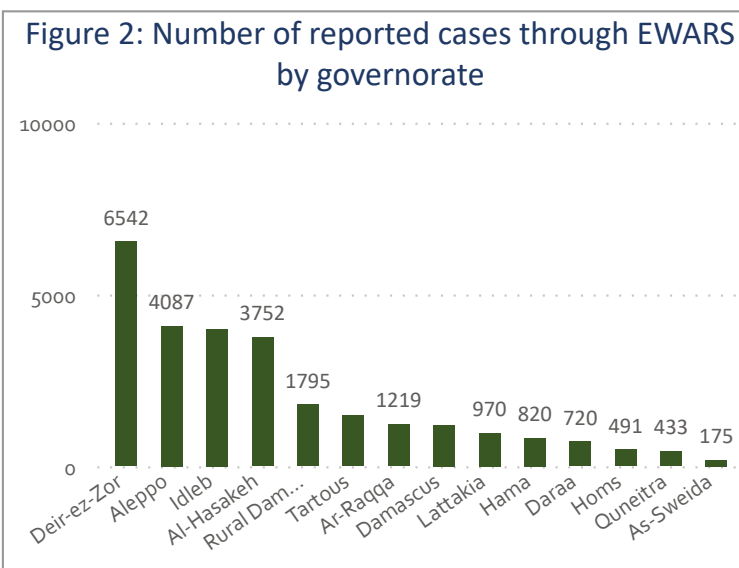
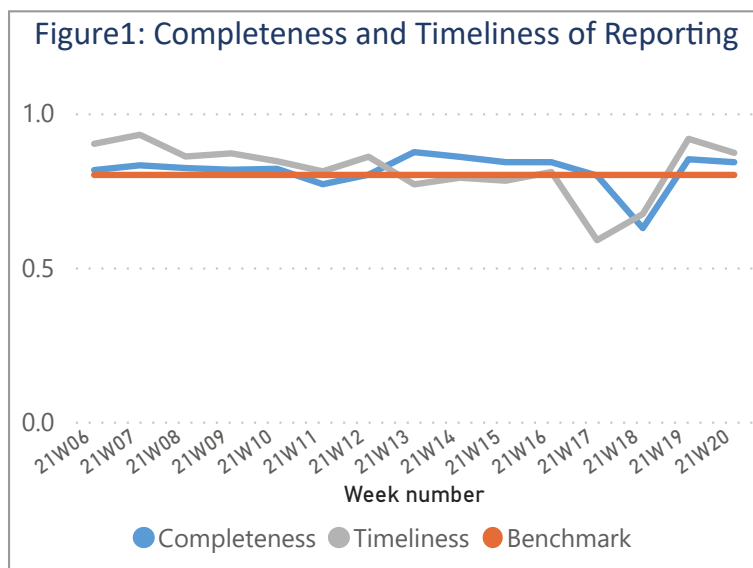


Highlights

- A total of 181,925 consultations were recorded in all the 14 governorates
- The leading causes of morbidity among all age groups were Influenza Like Illness 11,278 (40.73%) and Acute Diarrhea 10,641 (38.42%).
- A total of 833 suspected COVID-19 cases were reported by EWARS system, Most of the cases were reported from Aleppo (169), Tartous (111) and Daraa (92)
- MoH reported 359 confirmed cases of COVID-19, the cumulative number of COVID-19 confirmed cases is 24,052
- 6 AFP cases reported in Aleppo (2) Homs (1) Tartous (1) Damascus (1) Hama (1).
- 17 suspected measles cases in Idleb (7) Aleppo (3) Deir-ez-Zor (2) Al-Hasakeh (1) Hama (1) Rural Damascus (1) Ar-Raqqa (1) Damascus (1)

Performance Indicators

- A total of 1,145 out of 1,361 active reporting sites (84.13%) in all 14 governorates of Syria reported through EWARS, with 87.16% timeliness among those sites providing data during the week (Figure 1)



Morbidity

- A total of 181,925 consultations were recorded in 1145 health facilities in 14 governorates. Among them, 27,693 cases were EWARS notifiable health conditions (Figure 2)
- The leading causes of morbidity among all age groups were Influenza Like Illness 11,278 (40.73%) and Acute Diarrhea 10,641 (38.42%).
- Of the 27,693 total reported cases, 49.71% (13,766) were female, and 42.93% (11,888) were children under 5 years old
- Children under 5 years of age 37.89% of cases are ILI, and ILI representing 42.86% of the cases above 5 years during this reporting period (Figure 3)
- The proportional morbidity of ILI is 6.2% and the downwards trend was observed: -0.31% from the previous week (Figure 4)
- The proportional morbidity of AD is 5.85% and the upwards trend was observed: 0.21% from the previous week (Figure 4)

Figure 3: Proportional morbidity by age group

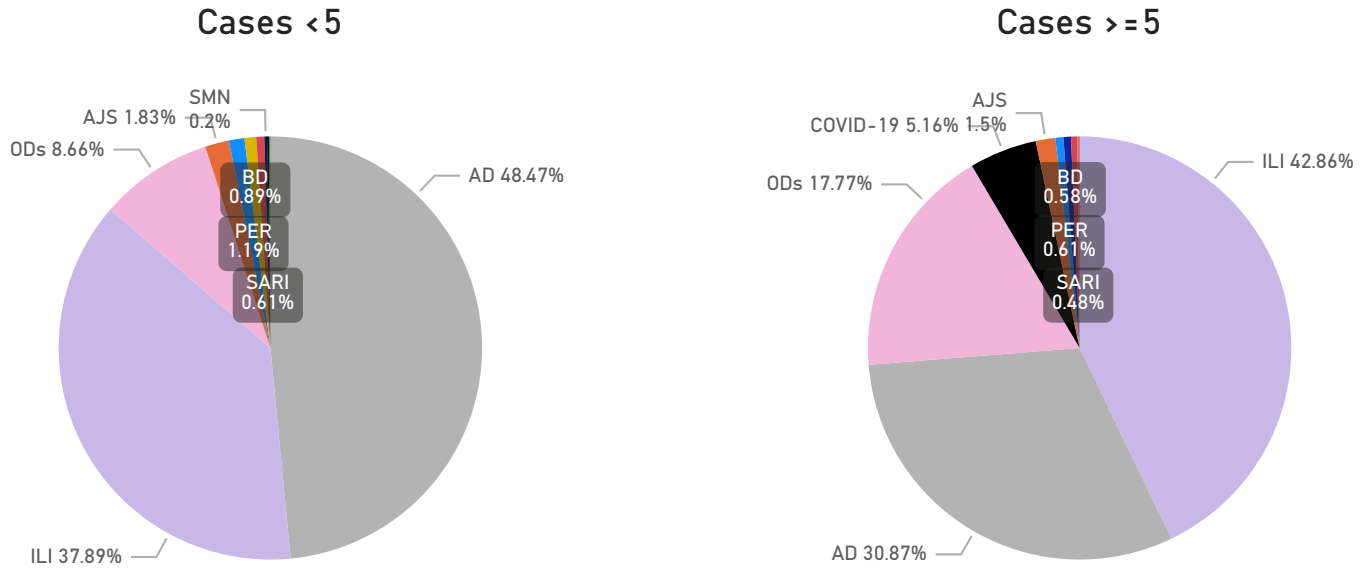
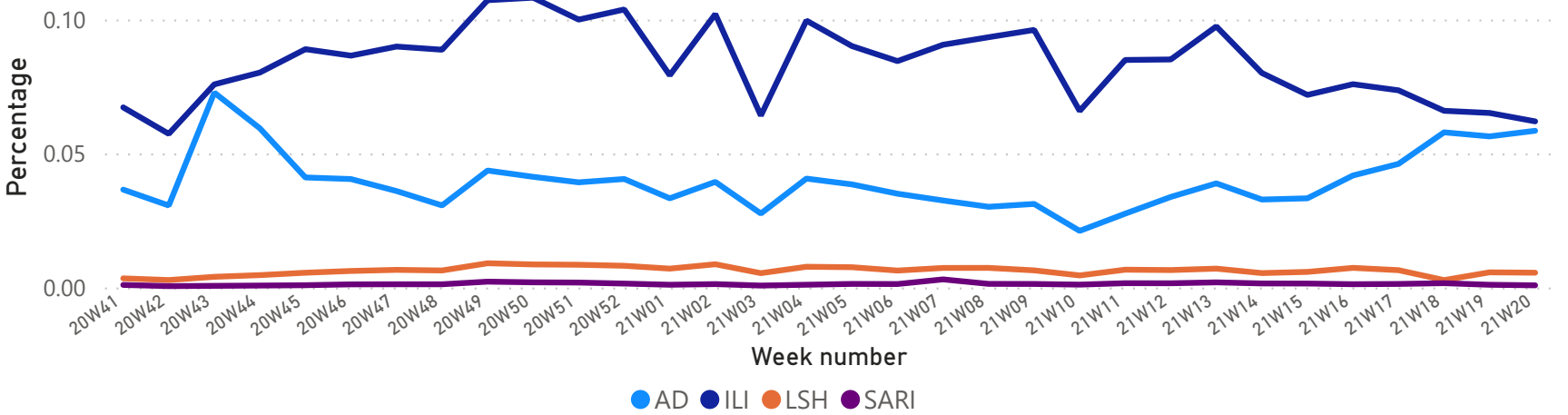


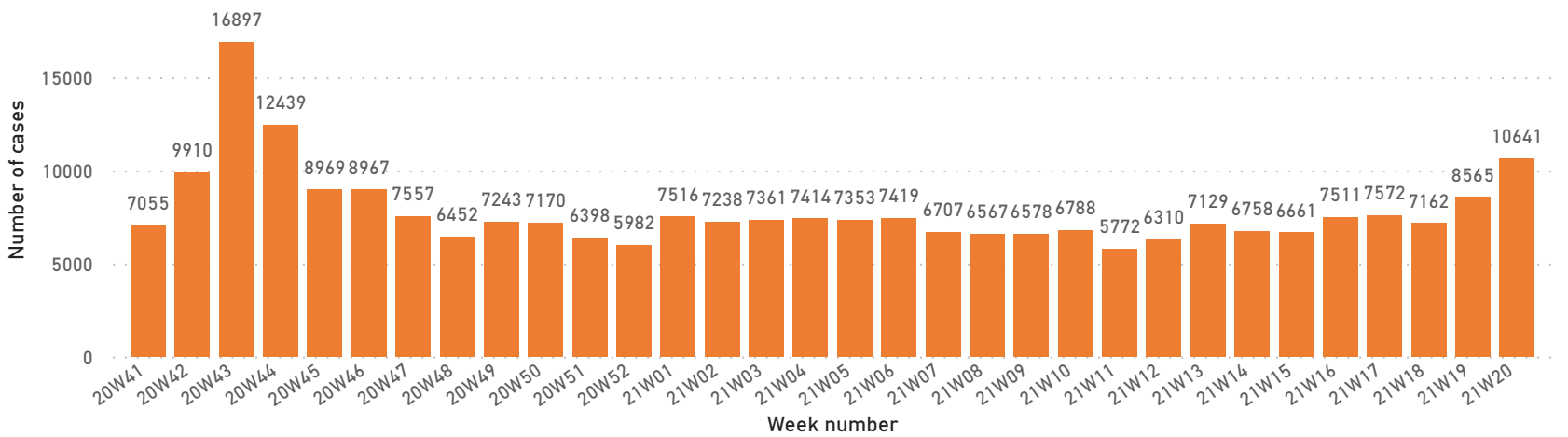
Figure 4: Proportion of Morbidity of top 4 diseases among the total consultation by week



1. Waterborne Diseases

- There was 0 case of acute watery diarrhea (AWD)
- A total of 10,641 AD cases were reported during this week

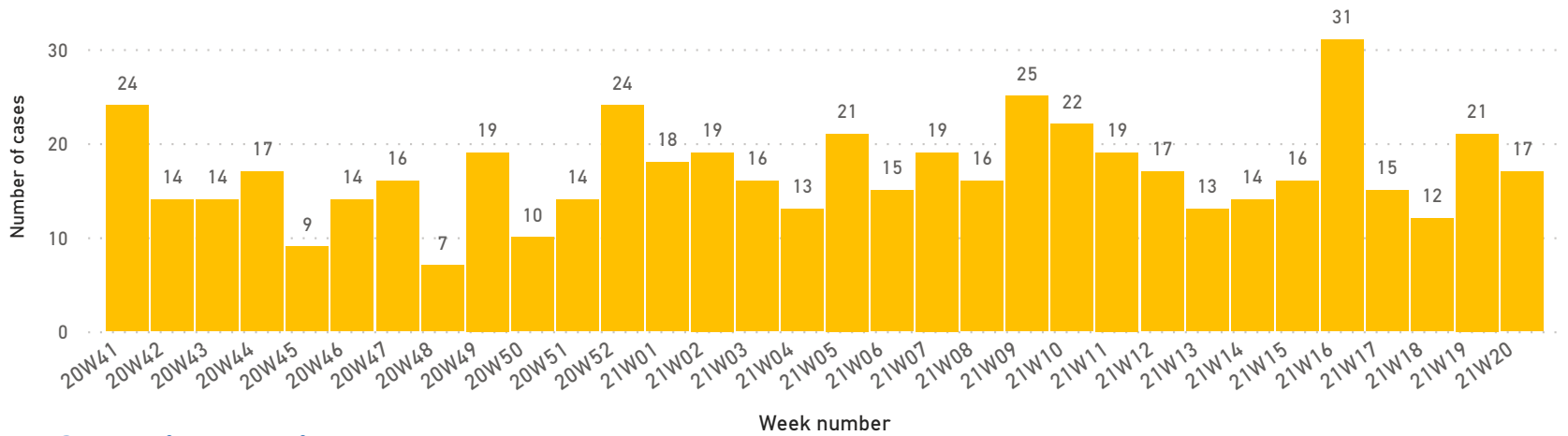
Figure 5: Number of acute diarrhea by week



2. Vaccine Preventable Diseases

- 6 cases of acute flaccid paralysis (AFP) were reported in this week
- Number of suspected measles in thre reporting week was (17) cases. Most cases were reported from Idleb (7) Aleppo (7) Deir-ez-Zor (2) Al-Hasakeh (1) Hama (1) Rural Damascus (1) Ar-Raqqa (1) Damascus (1).

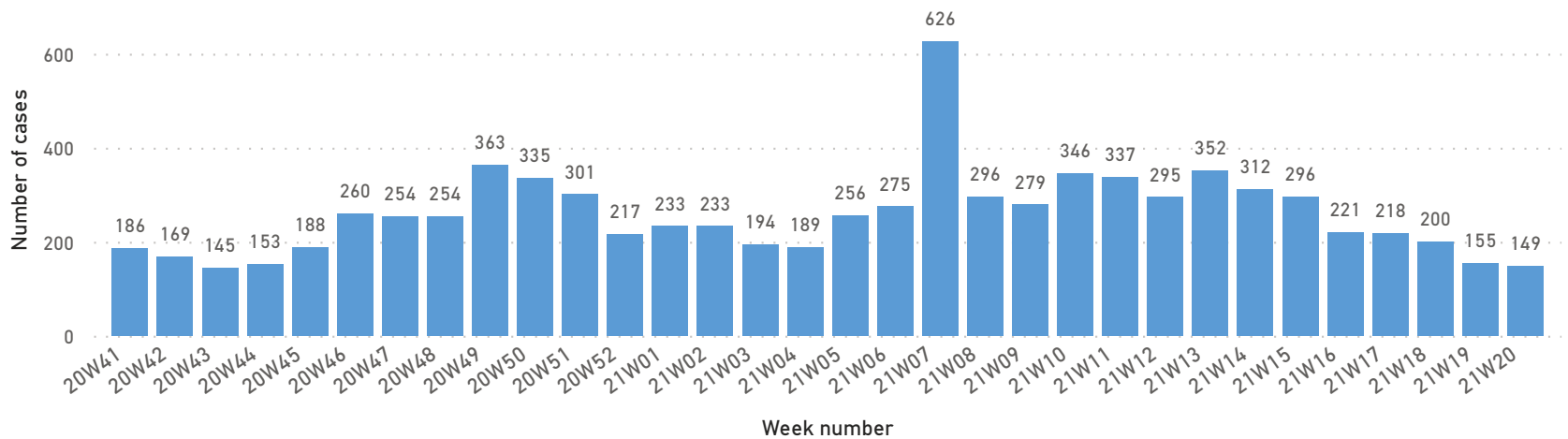
Figure 6: Suspected measles cases by week



3. Respiratory Diseases

- In total, 11,278 ILI cases were reported during week.
- In total, 149 SARI cases were reported, and the trend is shown in (Figure 7). Most of the cases were reported from Damascus (48) Al-Hasakeh (41) Tartous (16) Ar-Raqqa (12) Hama (11) Aleppo (10) Lattakia (7) Deir-ez-Zor (3) Idleb (1)

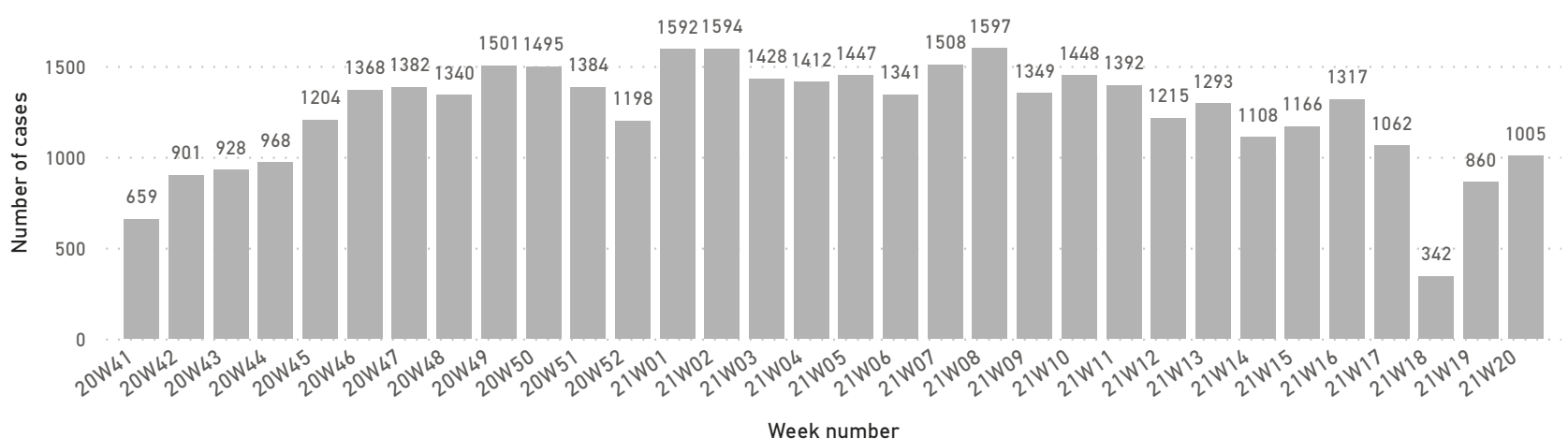
Figure 7: SARI cases by week



4. Other Diseases

- 3,839 cases were reported as "other diseases" through EWARS. The health conditions with the highest incidents were Leishmaniasis (1,005) Lice (836) and Typhoid Fever (733)
- During this week, most of suspected leishmaniasis cases were reported from Aleppo (542) Idleb (167) Deir-ez-Zor (126)

Figure 8: Suspected Leishmaniasis cases by week



COVID-19

- As of 22 May 2021, a total of 24,052 confirmed cases – in 13 governorates, Damascus (5,341) (22.21%), Lattakia (3,744) (15.57%), Aleppo (3,391) (14.1%), Homs (2,894) (12.03%), Rural Damascus (2,494) (10.37%), Tartous (1,816)(7.55%), Dar'a (1,278) (5.31%), As-Sweida (1,258) (5.23%), Hama (1,039) (4.32%), Quneitra (474) (1.97%), Deir-ez-Zor (212) (0.88%), Al-Hasakeh (94) (0.39%), Ar-Raqqa (17) (0.07%),

- 169 cases are Travell Related (0.7%), 1,792 cases are Contact with confirmed case (7.45%), 22,091 cases are undefined source of exposure (91.85%),

- A total of 833 suspected COVID-19 cases were reported by EWARS system, in this week. Most of cases were reported from Aleppo (169), Tartous (111) and Daraa (92)

- Number of deaths related to COVID-19 is 1,729 in 11 governorates, CFR 7.2%

Figure 9: Confirmed COVID-19 cases by outcome

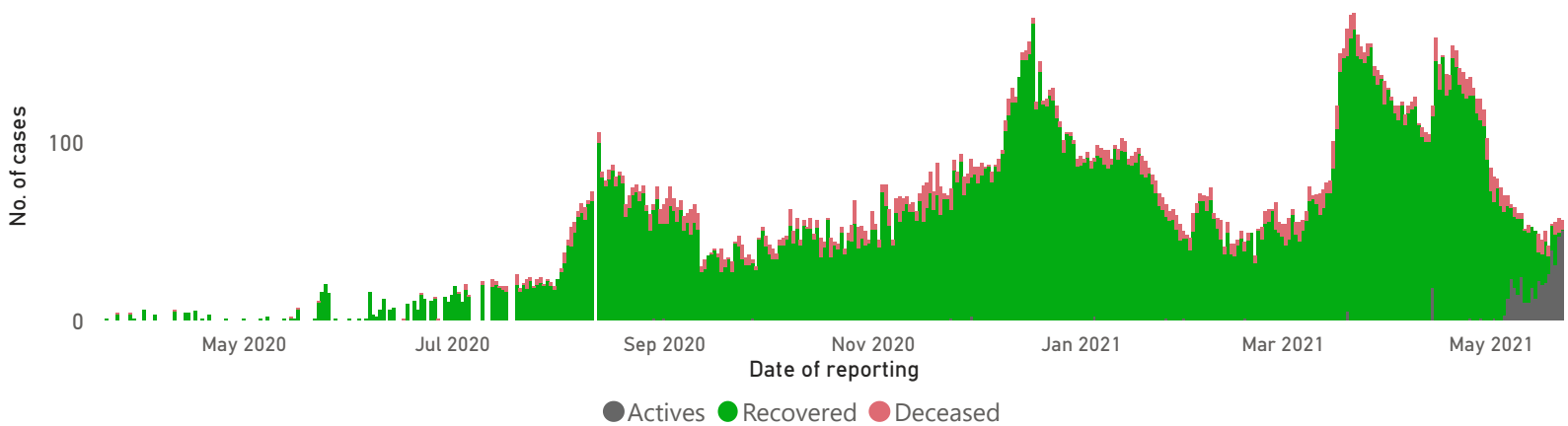
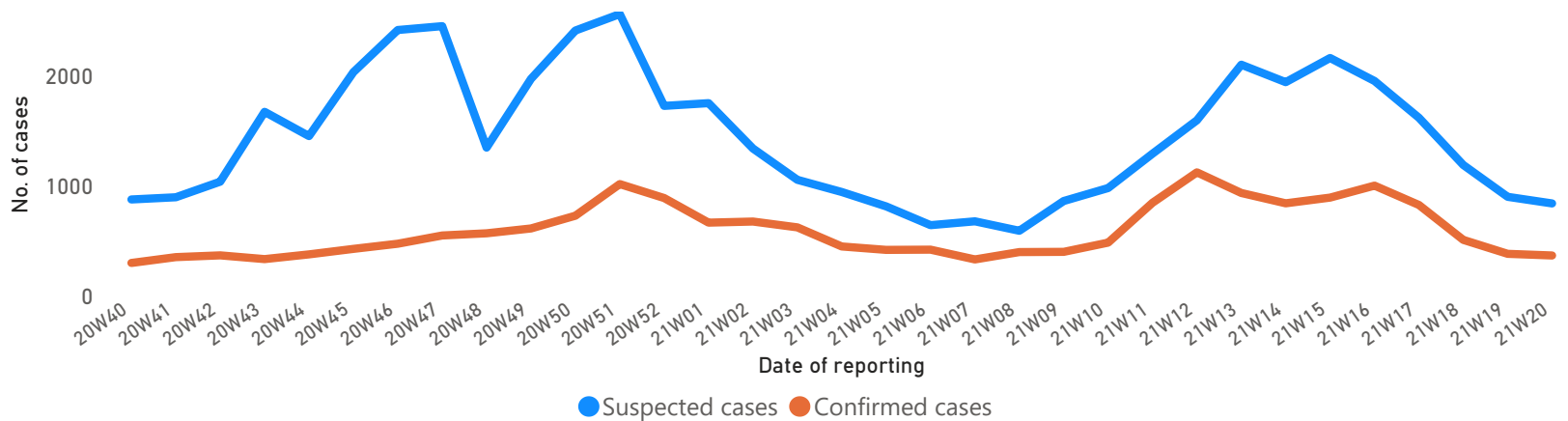


Figure 10: Suspected and confirmed COVID-19 cases by week



Comparison with Previous Week by Health

DiseaseName	21W17	21W18	21W19	21W20	Total
Acute bloody diarrhea	98	121	105	197	521
Acute Diarrhea	7,572	7,162	8,565	10,641	33,940
Acute Flaccid Paralysis	2	0	0	6	8
Acute Watery diarrhea (suspected cholera)	0	0	0	0	0
Brucellosis	192	144	264	304	904
chicken pox	199	170	212	187	768
COVID-19 Suspected	1,613	1,183	893	833	4,522
Influenza Like Illness	12,078	8,156	9,893	11,278	41,405
Leishmaniasis	1,062	342	860	1,005	3,269
Lice	759	709	782	836	3,086
Measles and Rubella	15	12	21	17	65
Meningitis	29	26	30	41	126
Mumps	59	80	85	104	328
Others	209	196	212	347	964
Pertussis	113	144	186	237	680
SARI	218	200	155	149	722
Scabis	798	279	324	304	1,705
Suspected Hepatitis (Jaundice)	455	406	381	455	1,697
Tuberculosis	16	2	18	19	55
Typhoid Fever	448	397	585	733	2,163
Total	25,935	19,729	23,571	27,693	96,928

Case Distribution by Age Group, and by Governorate

Week 2021 Week 20 (16 - 22 May 2021)

DiseaseGroup	Aleppo	Al-Hasakeh	Ar-Raqqa	As-Sweida	Damascus	Daraa	Deir-ez-Zor	Hama	Homs	Idleb	Lattakia	Quneitra	Rural Damascus	Tartous	Total
Priority Diseases	3,383	3,353	1,196	166	1,177	644	5,345	624	463	3,018	941	417	1,651	1,476	23,854
Suspected Hepatitis (Jaundice)	41	8	86	0	13	27	148	20	4	74	13	3	13	5	455
Less than 5 years	22	3	58	0	5	4	82	5	2	34	1	1	1	0	218
5 years or more	19	5	28	0	8	23	66	15	2	40	12	2	12	5	237
SARI	10	41	12	0	48	0	3	11	0	1	7	0	0	16	149
Less than 5 years	8	28	10	0	12	0	1	7	0	0	0	0	0	7	73
5 years or more	2	13	2	0	36	0	2	4	0	1	7	0	0	9	76
Pertussis	8	0	7	0	0	0	206	1	0	15	0	0	0	0	237
Less than 5 years	6	0	4	0	0	0	124	1	0	6	0	0	0	0	141
5 years or more	2	0	3	0	0	0	82	0	0	9	0	0	0	0	96
Meningitis	2	0	11	0	1	1	6	3	0	16	0	1	0	0	41
Less than 5 years	1	0	7	0	0	1	6	0	0	8	0	1	0	0	24
5 years or more	1	0	4	0	1	0	0	3	0	8	0	0	0	0	17
Measles and Rubella	3	1	1	0	1	0	2	1	0	7	0	0	1	0	17
Less than 5 years	3	0	1	0	1	0	2	1	0	2	0	0	1	0	11
5 years or more	0	1	0	0	0	0	0	0	0	5	0	0	0	0	6
Influenza Like Illness	1,883	1,204	533	106	679	216	2,531	143	241	792	548	246	1,141	1,015	11,278
Less than 5 years	617	472	222	32	58	69	1,411	37	90	426	248	96	491	235	4,504
5 years or more	1,266	732	311	74	621	147	1,120	106	151	366	300	150	650	780	6,774
COVID-19 Suspected	169	27	0	25	72	92	60	59	46	83	0	25	64	111	833
Less than 5 years	2	0	0	0	9	0	0	0	3	0	0	0	0	3	17
5 years or more	167	27	0	25	63	92	60	59	43	83	0	25	64	108	816
Acute Watery diarrhea (suspected cholera)	0	0	0	0	0	0	0	0	0	0	0	0	0	0	0
Less than 5 years	0	0	0	0	0	0	0	0	0	0	0	0	0	0	0
5 years or more	0	0	0	0	0	0	0	0	0	0	0	0	0	0	0
Acute Flaccid Paralysis	2	0	0	0	1	0	0	1	1	0	0	0	0	1	6
Less than 5 years	0	0	0	0	0	0	0	0	1	0	0	0	0	1	2
5 years or more	2	0	0	0	1	0	0	1	0	0	0	0	0	0	4
Acute Diarrhea	1,265	2,049	522	35	361	293	2,260	385	171	2,030	368	142	432	328	10,641
Less than 5 years	729	1,180	304	11	185	77	1,442	210	87	1,042	144	59	204	88	5,762
5 years or more	536	869	218	24	176	216	818	175	84	988	224	83	228	240	4,879
Acute bloody diarrhea	0	23	24	0	1	15	129	0	0	0	5	0	0	0	197
Less than 5 years	0	9	13	0	1	0	80	0	0	0	3	0	0	0	106
5 years or more	0	14	11	0	0	15	49	0	0	0	2	0	0	0	91
Other Diseases	704	399	23	9	25	76	1,197	196	28	986	29	16	144	7	3,839
Typhoid Fever	7	4	6	0	0	11	638	13	0	44	0	0	10	0	733
Less than 5 years	1	0	0	0	0	0	68	1	0	29	0	0	2	0	101
5 years or more	6	4	6	0	0	11	570	12	0	15	0	0	8	0	632
Tuberculosis	7	0	0	0	4	0	0	0	0	4	0	0	3	1	19
Less than 5 years	0	0	0	0	0	0	0	0	0	0	0	0	0	0	0
5 years or more	7	0	0	0	4	0	0	0	0	4	0	0	3	1	19
Scabis	38	43	0	2	1	3	101	4	11	97	2	0	0	2	304
Less than 5 years	9	23	0	0	0	0	12	0	2	44	0	0	0	0	90
5 years or more	29	20	0	2	1	3	89	4	9	53	2	0	0	2	214
Others	3	249	0	0	4	45	9	0	1	0	12	10	14	0	347
Less than 5 years	1	124	0	0	0	7	9	0	1	0	0	4	1	0	147
5 years or more	2	125	0	0	4	38	0	0	0	0	12	6	13	0	200
Mumps	1	7	0	0	0	0	28	0	0	68	0	0	0	0	104
Less than 5 years	0	1	0	0	0	0	16	0	0	1	0	0	0	0	18
5 years or more	1	6	0	0	0	0	12	0	0	67	0	0	0	0	86
Lice	71	54	0	1	2	0	84	7	1	533	6	1	76	0	836
Less than 5 years	9	30	0	1	0	0	19	0	0	204	6	0	0	0	269
5 years or more	62	24	0	0	2	0	65	7	1	329	0	1	76	0	567
Leishmaniasis	542	26	0	0	2	0	126	118	7	167	9	0	4	4	1,005
Less than 5 years	95	12	0	0	0	0	49	15	2	95	0	0	1	1	270
5 years or more	447	14	0	0	2	0	77	103	5	72	9	0	3	3	735
chicken pox	10	2	4	0	1	3	83	5	3	67	0	5	4	0	187
Less than 5 years	2	0	0	0	0	1	60	2	1	37	0	1	2	0	106
5 years or more	8	2	4	0	1	2	23	3	2	30	0	4	2	0	81
Brucellosis	25	14	13	6	11	14	128	49	5	6	0	0	33	0	304
Less than 5 years	3	1	3	0	1	0	14	5	0	0	0	0	2	0	29
5 years or more	22	13	10	6	10	14	114	44	5	6	0	0	31	0	275
Total	4,087	3,752	1,219	175	1,202	720	6,542	820	491	4,004	970	433	1,795	1,483	27,693