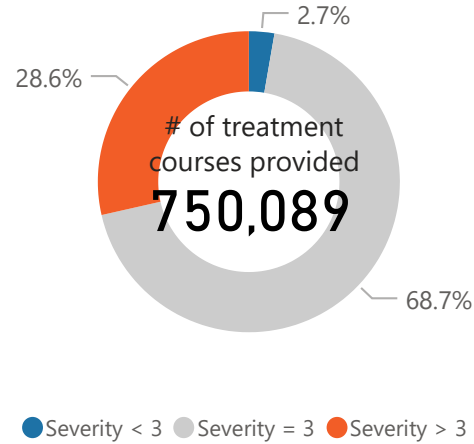
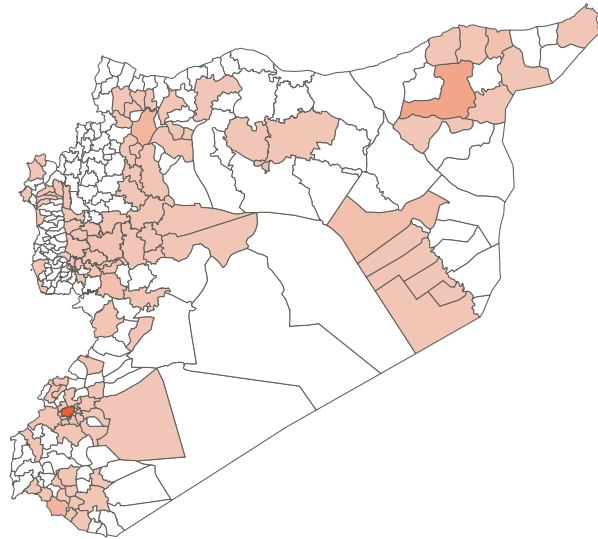
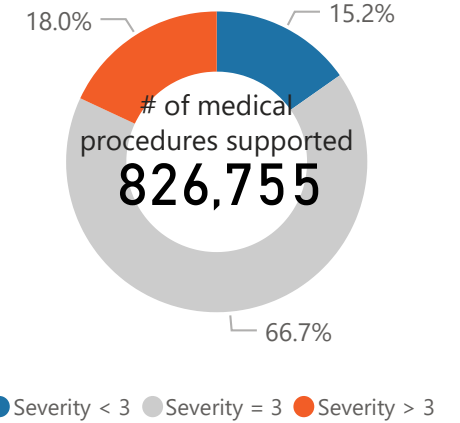
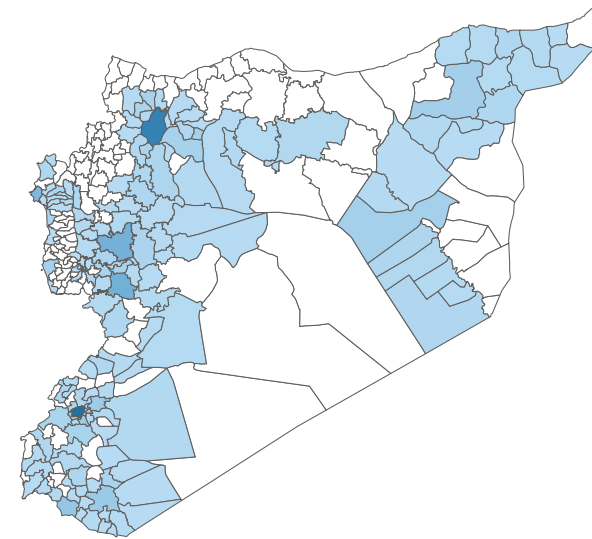


Number of treatment courses provided, at sub district level



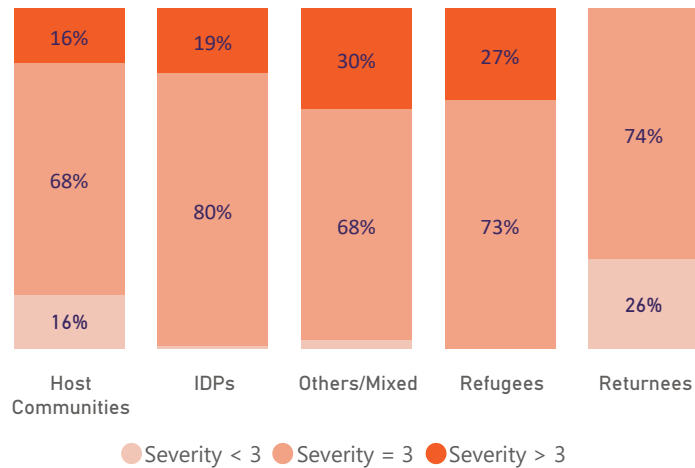
Number of medical procedures supported, at sub district level



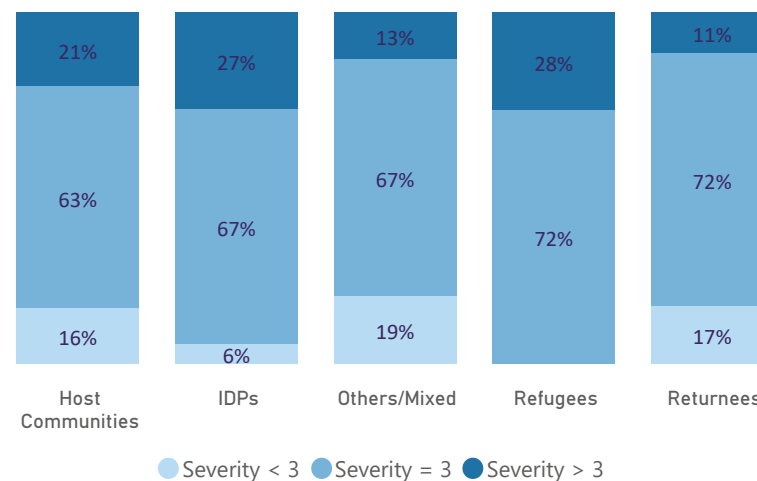
Medical procedures



Number of treatment courses provided per beneficiary type and severity scale



Number of medical procedures supported per beneficiary type and severity scale



Number of reporting organizations

(UN or INGO or NNGO reporting activity into 4Ws)



Number of implementing partners

(All assistance and services implemented by UN or INGO or NNGO or government entity)

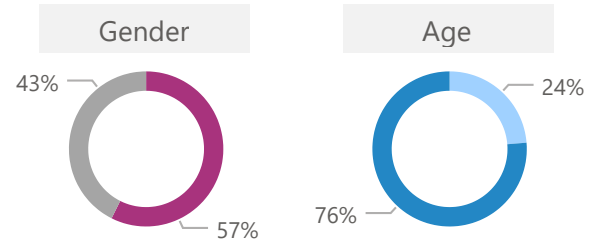


The boundaries and names shown and the designations used on this map do not imply the expression of any opinion whatsoever on the part of the World Health Organization concerning the legal status of any country territory, city or area or of its authorities, or concerning the delimitation of its frontiers or boundaries. Dotted and dashed lines on maps represent approximate border lines for which there may not yet be full agreement.

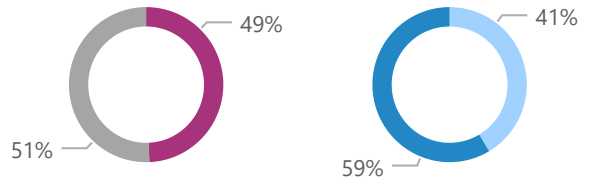
HRP Indicator 2021 logframe (Per Month)	01-January	02-February	03-March	04-April	05-May	06-June	07-July	08-August	2021
1-Medical procedures	705,651	747,362	727,704	617,425	532,409	722,925	723,146	826,755	5,603,377
1.1.1 # of outpatient consultations	671,133	729,054	699,485	592,188	506,599	668,261	653,218	730,076	5,250,014
1.1.2 # of trauma consultations supported	23,748	7,387	20,027	14,983	20,515	41,183	49,145	63,301	240,289
1.1.3 # of mental health consultations supported	5,780	6,555	3,690	6,737	1,761	8,073	12,835	23,950	69,381
1.1.4 # of physical rehabilitation sessions supported	2,399	2,084	1,678	2,095	1,206	3,604	4,902	5,555	23,523
1.1.5 # of vaginal deliveries attended by a skilled attendant	912	853	788	483	727	340	542	673	5,318
1.1.6 # of caesarian sections supported	898	1,093	844	509	820	354	721	693	5,932
1.1.7 # of cases referred for specialized treatment	781	336	1,192	430	781	1,110	1,783	2,507	8,920
2-Treatment courses	529,389	589,884	1,055,510	571,269	736,390	1,371,693	582,257	750,089	6,186,481
1.5.1 # of treatment courses delivered to health facilities by UN Actors	529,389	589,884	1,055,510	571,269	736,390	1,371,693	582,257	750,089	6,186,481
3-Immunization	59,505	59,047	71,146	90,969	53,848	63,557	61,837	62,962	522,871
1.2.1 # of children under the age of 1 received DPT3 or equivalent pentavalent vaccine (national programme)	30,862	29,388	34,574	42,673	27,920	30,496	30,110	31,606	257,629
1.2.2 # of children under the age of 2 received MMR2 vaccine	28,643	29,659	36,572	48,296	25,928	33,061	31,727	31,356	265,242
4-Training	304	1,392	1,276	910	1,884	2,937	1,989	2,053	12,745
3.1.1 # of health staff trained/re-trained on mental health topics including mhGAP, Problem Management Plus (PM+) and Psychological First Aid (PFA)			120	236	20	152		117	645
3.1.3 # of health staff trained/re-trained on COVID-19 case management				150	303	1,519	1,000	744	3,716
3.1.4 # of humanitarian workers trained/re-trained on infection prevention and control (IPC)			4		25	95			124
3.1.5 # of health staff trained/re-trained on other health topics not mentioned above	304	1,392	1,152	524	1,536	1,171	989	1,192	8,260
5-COVID-19			1,115,307	11,556	18,370	1,500		109,655	1,256,388
1.5.2 # of medical masks provided to health facilities			116,650	8,756	6,650			66,950	199,006
1.5.3 # of N95 masks (respirators) provided to health facilities			300					3,000	3,300
1.5.4 # of medical gloves provided to health facilities			990,667	2,600	11,500	1,500		39,705	1,045,972
1.5.5 # of protective gowns provided to health facilities			7,690	200	220				8,110
6-Others									
1.3.1 # of Ante-Natal Care (ANC) visits	143	259	34,741	34,007	30,803	38,519	30,592	32,548	201,612
3.2.1 # of health facilities refurbished or rehabilitated	4	1	7		16	6	4	6	44
3.2.2 # of operational mobile medical units, including medical teams	79	103	107	106	95	107	113	116	
3.2.3 # of functional ambulances					40				
3.3.4 # of health facilities which providing the Essential Primary Health Care Services	99	97	126	124	125	139	142	142	

HRP Indicator 2021 logframe (Per Governorate)	Aleppo	Al-Hasakeh	Ar-Raqqa	As-Sweida	Damascus	Dar'a	Deir-ez-Zor	Hama	Homs	Idleb	Latakia	Quneitra	Rural Damascus	Tartous	August
1-Medical procedures	157,401	29,483	3,732	30,664	94,642	43,056	29,976	83,016	91,737	11,243	64,755	6,853	164,064	16,133	826,755
1.1.1 # of outpatient consultations	131,962	25,551	887	28,687	75,703	36,872	28,994	76,278	82,554	11,016	54,873	6,455	158,097	12,147	730,076
1.1.2 # of trauma consultations supported	9,923	2,811	2,845	1,880	14,672	4,872	295	3,215	5,687	227	9,463	379	3,046	3,986	63,301
1.1.3 # of mental health consultations supported	11,778	241			1,840	1,282	634	3,523	2,676			19	1,957		23,950
1.1.4 # of physical rehabilitation sessions supported	2,889	37		97	1,175	23	53		484		395		402		5,555
1.1.5 # of vaginal deliveries attended by a skilled attendant	22	40			573				21				17		673
1.1.6 # of caesarian sections supported	47	38			521				33				54		693
1.1.7 # of cases referred for specialized treatment	780	765			158	7			282		24		491		2,507
2-Treatment courses	84,208	151,257	23,696	2,152	264,190	68,725	33,380	14,047	34,792	2,333	6,011	894	61,493	2,911	750,089
1.5.1 # of treatment courses delivered to health facilities by UN Actors	84,208	151,257	23,696	2,152	264,190	68,725	33,380	14,047	34,792	2,333	6,011	894	61,493	2,911	750,089
3-Immunization	10,488	7,754	3,530	1,355	4,091	4,930	3,564	6,175	4,558	132	3,414	713	9,163	3,095	62,962
1.2.1 # of children under the age of 1 received DPT3 or equivalent pentavalent vaccine (national programme)	5,346	4,326	1,570	626	2,000	2,370	1,706	3,110	2,386	51	1,616	376	4,587	1,536	31,606
1.2.2 # of children under the age of 2 received MMR2 vaccine	5,142	3,428	1,960	729	2,091	2,560	1,858	3,065	2,172	81	1,798	337	4,576	1,559	31,356
4-Training	202	54	95	40	513	68	40	313	46	46	24	51	500	61	2,053
3.1.1 # of health staff trained/re-trained on mental health topics including mhGAP, Problem Management Plus (PM+) and Psychological First Aid (PFA)	40	18						59							117
3.1.3 # of health staff trained/re-trained on COVID-19 case management	83	9	68	25	78	28	2	18	3	42	16	36	334	2	744
3.1.5 # of health staff trained/re-trained on other health topics not mentioned above	79	27	27	15	435	40	38	236	43	4	8	15	166	59	1,192
5-COVID-19	35,000	66,100	2,250		6,300	5									109,655
1.5.2 # of medical masks provided to health facilities	35,000	28,100	550		3,300										66,950
1.5.3 # of N95 masks (respirators) provided to health facilities					3,000										3,000
1.5.4 # of medical gloves provided to health facilities		38,000	1,700				5								39,705
6-Others															
1.3.1 # of Ante-Natal Care (ANC) visits	7,282	762	163	437	1,760	659	1,623	4,709	5,069	302	1,769	783	6,903	327	32,548
3.2.1 # of health facilities refurbished or rehabilitated	2											4			6
3.2.2 # of operational mobile medical units, including medical teams	23	8	1	2	7	8	7	19	9	2	4	2	21	3	116
3.3.4 # of health facilities which providing the Essential Primary Health Care Services	23	11	1	2	14	7	7	11	20		6	5	30	5	142

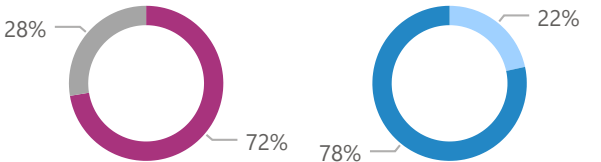
Outpatient consultations
730,076



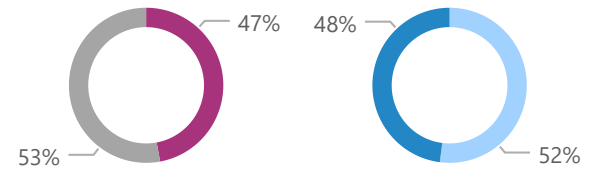
Trauma consultations
63,301



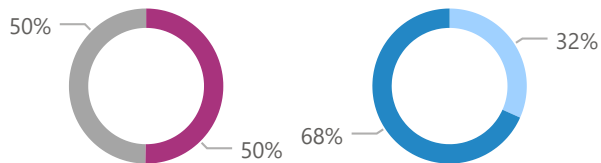
Mental consultations
23,950



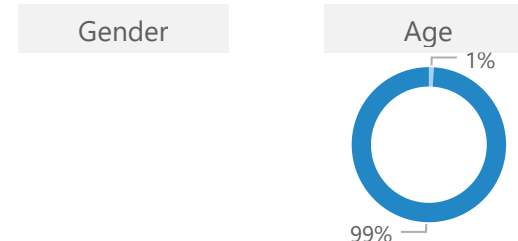
Physical rehabilitation sessions
5,555



Referral cases
2,507



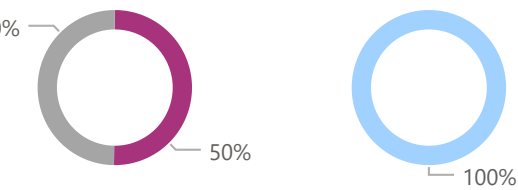
Vaginal deliveries
673



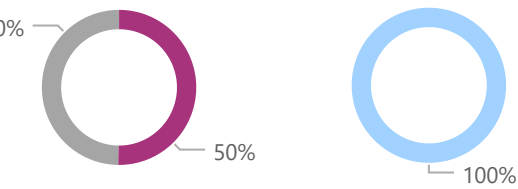
Cesarean deliveries
693



of children under the age of 1 received DPT3 vaccine
31,606



of children under the age of 2 received MMR2 vaccine
31,356



of health staff trained/re-trained
2,053



Male Female < 18 >= 18