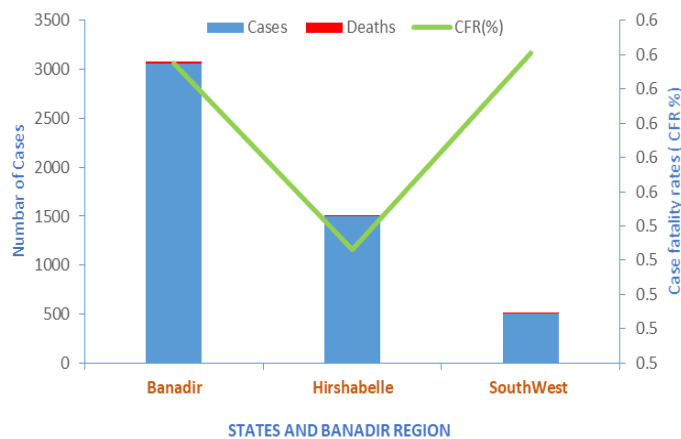


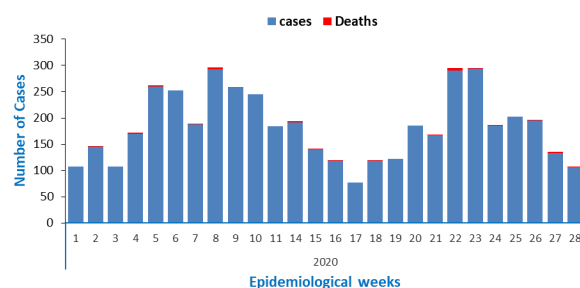
Highlights

- During week 28 a total of 106 new cases of cholera and one death was reported from 15 districts of Banadir, Merka districts, of lower Shabelle Beletweyne district of Hiran region and Baidoa district of Bay region. No case was reported from other areas
- Since epidemiological week1 2020, a total of 5 073 cumulative cases, including 29 deaths (CFR 0.6%), were reported from two states of Somalia (Hirshabelle and South West state) and Banadir region
- With a cumulative attack rate of 141 cases per 100 000 populations. Daynile (Banadir region) Madina and Jalalaqsi districts are the most affected districts with an attack rate of 687 , 327 and 297 cases per 100,000 populations
- Though the overall case-fatality rate (CFR) was 0.6%, higher rates were observed in Hamarweyne, Wardegley and Daynile, exceeding the WHO's threshold of <1% case fatality rate
- Of the 482 stool samples tested for culture since Epidemiological week1 2020, 164 samples were tested positive for *Vibrio cholerae* serotype Inapa.
- Culture and sensitivity tests performed at the central public health laboratory in Mogadishu, show that the isolated *Vibrio cholerae*, O1, serotype Inapa is sensitive to chloramphenicol and tetracycline but resistant to ampicillin and nalidixic acid

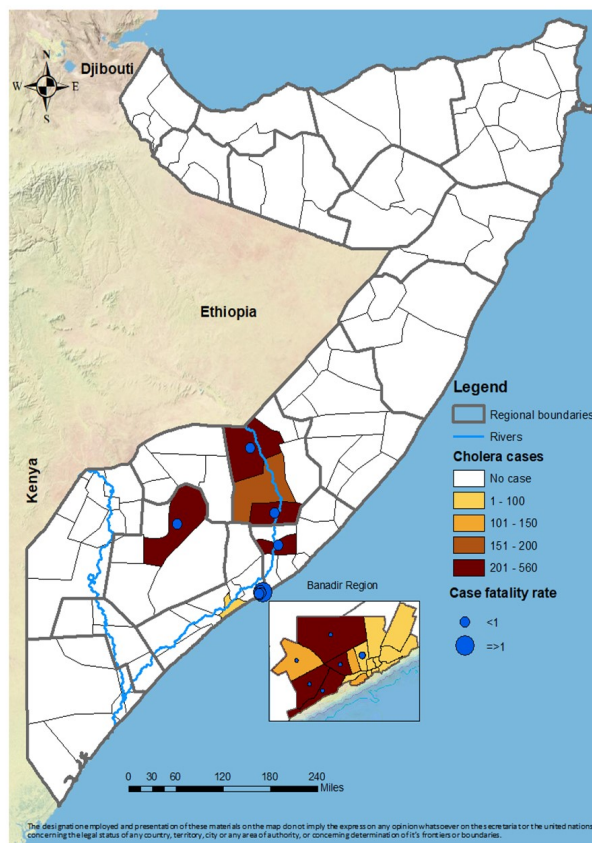
Cholera case, deaths, and Case fatality rates By state of Somalia, January to 12 July 2020



Trends of cholera cases in Somalia from January to 12 July 2020



Distribution of cholera cases from January to 12 July, 2020



Summary of statistics

106 new cases of cholera and **1** death was reported during week **28**, of which **75(70.5%)** were children under **5** years of age

5 073 cumulative cases including **29** deaths were reported since epidemiological week **1** to **28**. Since the beginning of the year of which **3 602 (71%)** were children under **5** years of age and **2 455 (48.3%)** cases were females

Suspected cholera cases, attack rate, deaths and case-fatality rate by district (January to 12 July, 2020)

State/region	District	Cases	Population	Deaths	CFR (%)	Attack Rate (per 100,000 population)
Banadir	Abdul Aziz	14	47 332	0	0.0	30
	Bondere	30	109 840	0	0.0	27
	Dharkenly	483	163 855	1	0.2	295
	Daynile	646	93 977	7	1.1	687
	Hamar Jabjab	140	95 296	0	0.0	147
	Hamar Weyn	29	100 088	1	3.4	29
	Hawl Wadag	115	118 585	0	0.0	97
	Heliwa	23	131 341	0	0.0	18
	Hodan	510	251 045	1	0.2	203
	Kahda	183	112 130	1	0.5	163
	Karan	62	253 106	0	0.0	24
Madina	567	173 573	5	0.9	327	
Shangani	7	43 775	0	0.0	16	
Shibis	10	172 842	0	0.0	6	
Waberi	91	100 540	0	0.0	91	
Wardegley	94	128 159	2	2.1	73	
Yaqshid	60	314 160	0	0.0	19	
Hirshabelle state	Belet Weyne	562	222 251	5	0.9	253
	Bulo Burti	160	95 403	0	0.0	168
	Jalalaqsi	219	73 861	1	0.5	297
	Jowhar	560	291 189	2	0.4	192
South west state	Merka	98	511 031	0	0.0	19
	Baidoa	410	360 041	3	0.7	114
Total		5,073	3 603 379	29	0.6	141

* Case fatality rate >1% has been highlighted as red * Banadir is not classified as a state