

In 2011, the number of locally transmitted malaria cases decreased by 94.3% compared with 2002. During the period 2009 to 2011 the average number of reported locally transmitted cases was 52.

## 1. Malaria burden and risk

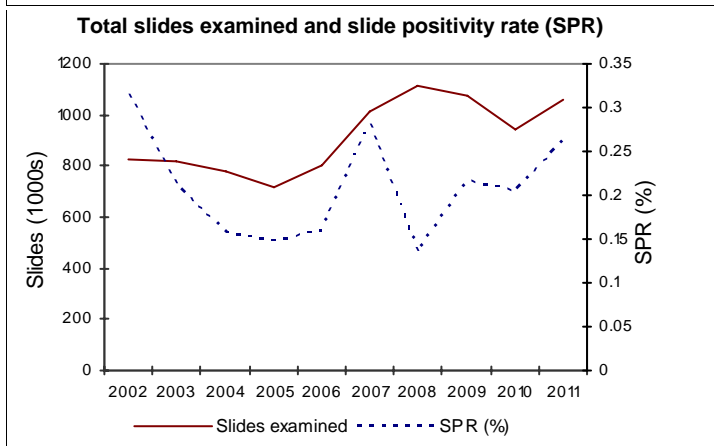
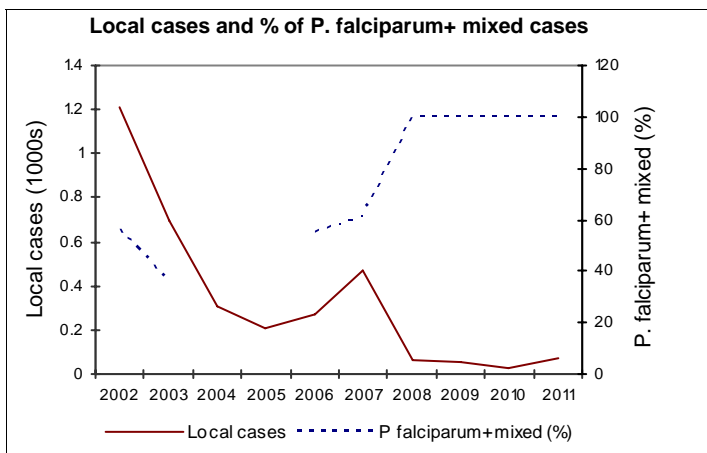
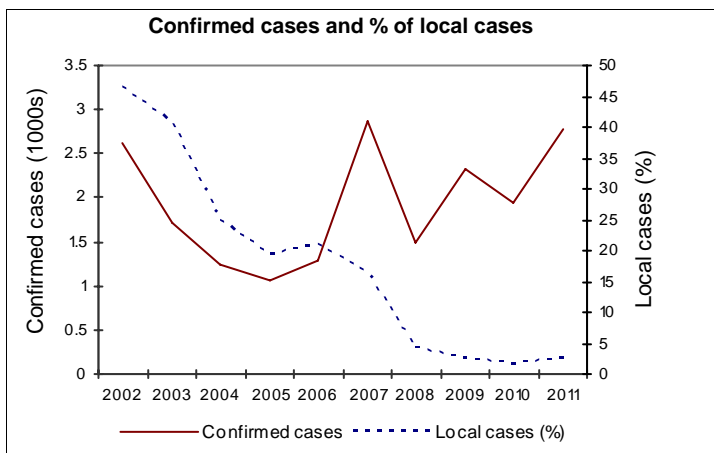
### Population, endemicity and malaria burden

Population	Number	%
Total population	28 082 541	
Population under 5 years	3 185 733	11.3
Male population	15 506 615	55.2
Rural population	5 034 076	17.9

### Population by malaria endemicity

No. of active foci	68
No. of people living within active foci	
No. of people living in malaria-free areas	

### Morbidity trends



### Imported cases (top 10 countries)

Country	P. falciparum	P. vivax	Mixed	Other species	Not classified	Total
Yemen	770	135	4	0	0	909
India	62	824	0	1	0	887
Pakistan	58	516	0	0	0	574
Bangladesh	25	83	0	0	0	108
Afghanistan	9	86	0	2	0	97
Nepal	8	45	0	0	0	53
Sudan	22	4	0	3	0	29
Ethiopia	6	12	0	4	0	22
Somalia	7	9	0	3	0	19

### Parasite profile

*P. falciparum* > *P. vivax*

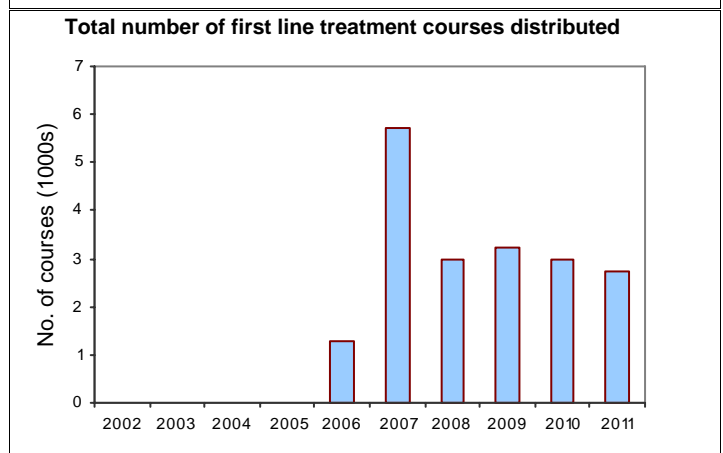
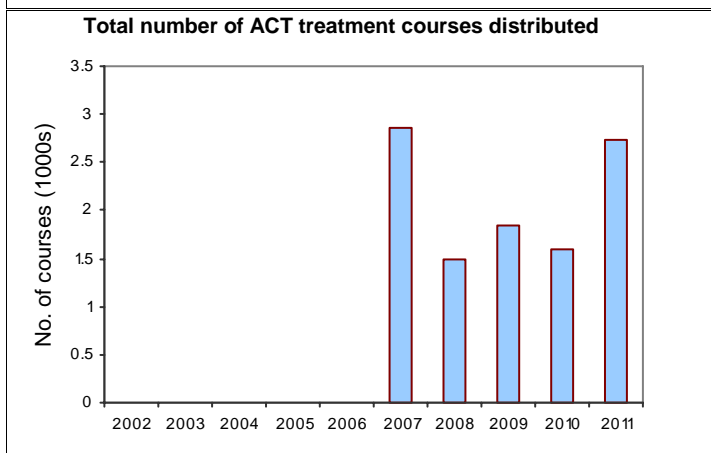
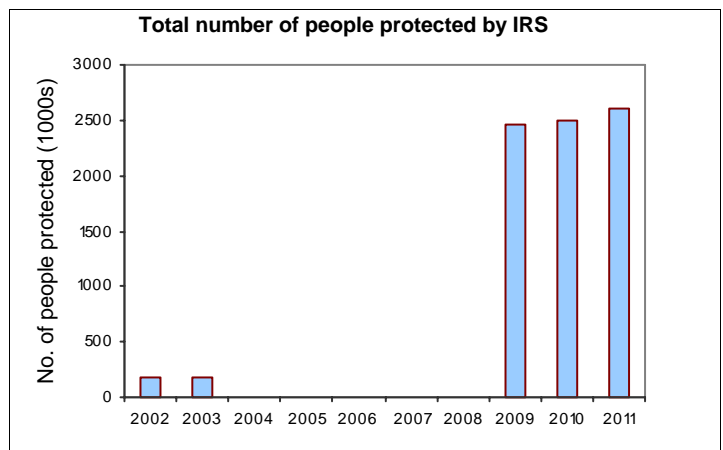
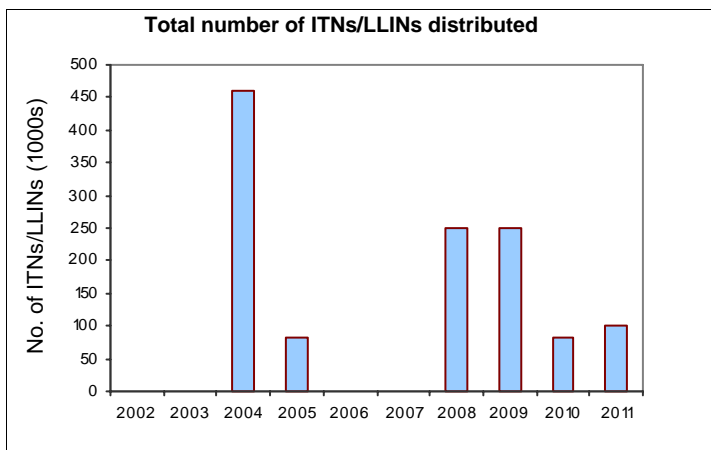
### Vector profile

*An. arabiensis*  
*An. sergentii*  
*An. funestus*  
*An. bacroftii*  
*An. Albimanus*  
*An. balabacensis*

## Reported malaria burden

Year	Total slides examined	Total confirmed cases	Imported cases			Local cases		
			Total	<i>P. falciparum</i> + mixed	<i>P. vivax</i> + others	Total	<i>P. falciparum</i> + mixed	<i>P. vivax</i> + others
2002	825 443	2 612	1 402	1 319	67	1 210	684	542
2003	819 869	1 724	1 024	982	42	700	252	448
2004	780 392	1 232	924			308		
2005	715 878	1 059	852			204		
2006	804 087	1 278	1 008	837	171	270	149	121
2007	1 015 781	2 864	2 397	2 062	335	467	287	180
2008	1 114 841	1 491	1 430	772	658	61	61	0
2009	1 078 745	2 333	2 275	1 591	684	58	58	0
2010	944 723	1 941	1 912	865	1 047	29	29	0
2011	1 062 827	2 788	2 719	981	1 738	69	69	0

## 2. Malaria control interventions coverage



## 3. National drug policy

Unconfirmed uncomplicated

<i>P. falciparum</i> treatment	Uncomplicated	AS+SP
	Treatment failure (second line)	AL
	Severe	AM;QN

Prevention during pregnancy

*P. vivax* treatment CQ+PQ

Mixed infection treatment (PF+others)

Last drug policy update (year) 2008

## 4. Financing malaria control

<b>Government budget</b>	<b>Budget (US\$)</b>	<b>External contribution</b>	<b>Budget (US\$)</b>
Government budget for malaria	26 360 000	World Health Organization	99 000
Government expenditure for malaria	26 360 099		
<b>Expenditure breakdown</b>	<b>Expenditure (US\$)</b>		
Training	99 000		