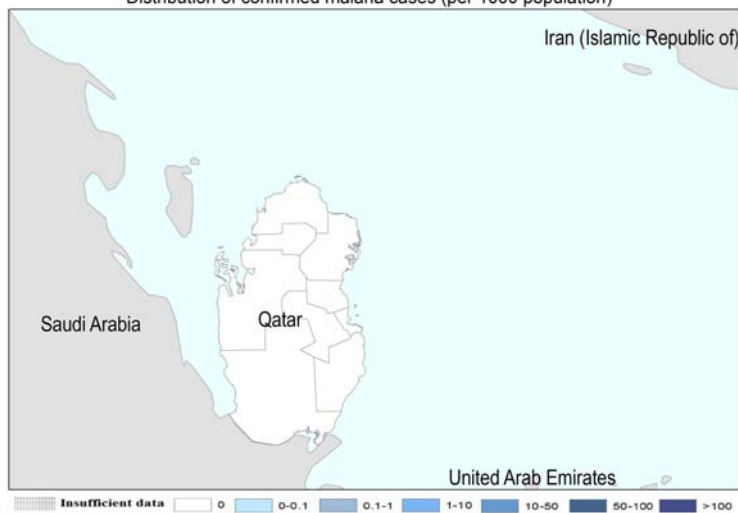


Distribution of confirmed malaria cases (per 1000 population)



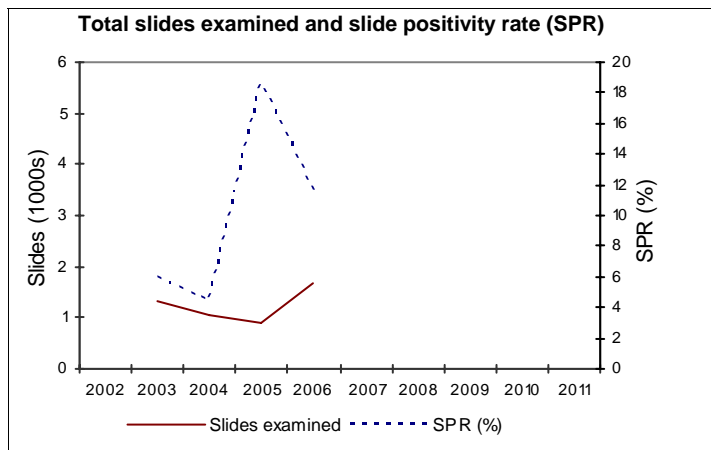
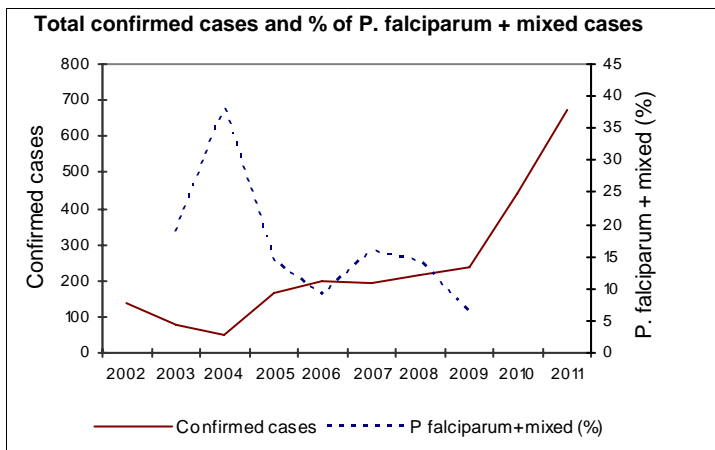
Qatar is free from local malaria transmission and has 7.7% of reported cases of the malaria-free countries. The last local case was in 1970.

**1. Malaria burden and risk**

**Population**

| Population               | Number    | %    |
|--------------------------|-----------|------|
| Total population         | 1 870 041 |      |
| Population under 5 years | 96 686    | 5.2  |
| Male population          | 1 419 466 | 75.9 |
| Rural population         |           |      |

**Morbidity trends**



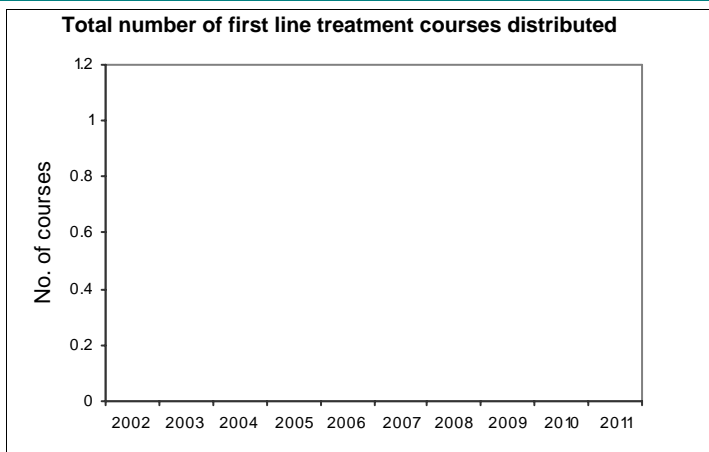
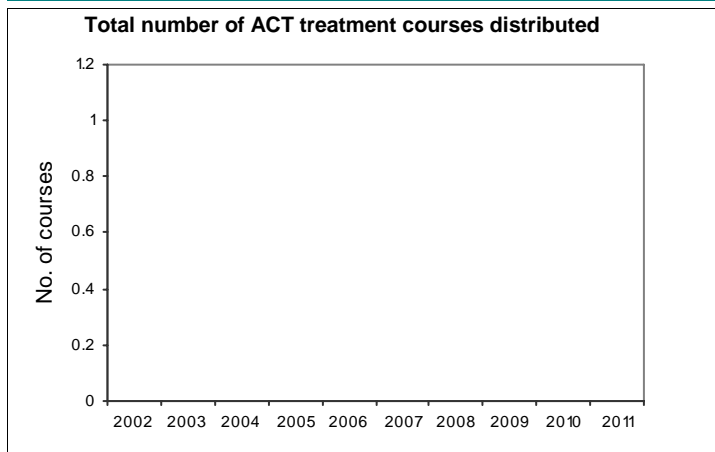
**Reported malaria burden**

| Year | Total slides examined | Total confirmed cases | P. falciparum + mixed | P. vivax + others | Total imported cases | Total local cases |
|------|-----------------------|-----------------------|-----------------------|-------------------|----------------------|-------------------|
| 2002 |                       | 138                   | 138                   | 0                 | 138                  | 0                 |
| 2003 | 1 316                 | 79                    | 15                    | 78                | 93                   | 0                 |
| 2004 | 1 063                 | 47                    | 18                    | 54                | 72                   | 0                 |
| 2005 | 898                   | 168                   | 24                    | 144               | 168                  | 0                 |
| 2006 | 1 685                 | 198                   | 18                    | 180               | 198                  | 0                 |
| 2007 |                       | 195                   |                       |                   | 195                  | 0                 |
| 2008 |                       | 216                   |                       |                   | 216                  | 0                 |
| 2009 |                       | 239                   |                       |                   | 239                  | 0                 |
| 2010 |                       | 440                   |                       |                   | 440                  | 0                 |
| 2011 | 5 211                 | 673                   | 52                    | 621               | 673                  | 0                 |

**Imported cases (top 10 countries)**

| Country      | P. falciparum | P. vivax | Mixed | Other species | Not classified | Total      |
|--------------|---------------|----------|-------|---------------|----------------|------------|
| India        | 12            | 286      | 4     | 24            | 0              | <b>326</b> |
| Pakistan     | 8             | 176      | 2     | 19            | 0              | <b>205</b> |
| Nepal        | 0             | 80       | 3     | 8             | 0              | <b>91</b>  |
| Sudan        | 8             | 7        | 1     | 3             | 0              | <b>19</b>  |
| Nigeria      | 4             | 0        | 0     | 1             | 0              | <b>5</b>   |
| Ghana        | 3             | 1        | 0     | 1             | 0              | <b>5</b>   |
| Mauritania   | 0             | 3        | 0     | 0             | 0              | <b>3</b>   |
| Bangladesh   | 1             | 2        | 0     | 0             | 0              | <b>3</b>   |
| Eritrea      | 0             | 1        | 1     | 0             | 0              | <b>2</b>   |
| Tunisia      | 1             | 1        | 0     | 0             | 0              | <b>2</b>   |
| Sri Lanka    | 0             | 0        | 0     | 2             | 0              | <b>2</b>   |
| South Africa | 1             | 0        | 0     | 1             | 0              | <b>2</b>   |

## 2. Malaria control interventions coverage



## 3. National drug policy

Unconfirmed uncomplicated

|                         |                                 |    |
|-------------------------|---------------------------------|----|
|                         | Uncomplicated                   | QN |
| P. falciparum treatment | Treatment failure (second line) | QN |
|                         | Severe                          | QN |

Prevention during pregnancy

|                    |       |
|--------------------|-------|
| P. vivax treatment | CQ+PQ |
|--------------------|-------|

Mixed infection treatment (PF+others)

|                                |      |
|--------------------------------|------|
| Last drug policy update (year) | 2010 |
|--------------------------------|------|

## 4. Financing malaria control

**Government budget**

**Budget (US\$)**

Government budget for malaria

Government expenditure for malaria