

Highlights of Polio Fax Bulletin No. 1051 for Week 47 2018

I. Poliovirus Transmission

1. Endemic countries (PAKISTAN & AFGHANISTAN):
 - a. Human samples: No new wild poliovirus (WPV) cases were reported this week. Total WPV1 cases for 2018 remains to date are 27 cases (19 from Afghanistan and 8 from Pakistan).
 - i. Afghanistan: The total number of WPV1 cases in Afghanistan in 2018 to date remains to be 19 from six provinces (Hilmand-3 cases, Kandhar-9 cases, Kunar-3 cases, Nangarhar-2 cases, Uruzgan-1 case and Nuristan-1 case). The most recent reported case has date of onset of paralysis on 2 October 2018.
 - ii. Pakistan: The total number of WPV1 cases in Pakistan in 2018 to date remains to be 8 from five infected districts in four provinces (Balochistan-3 cases, Khyber Pakhtunkhwa-1 case, Khyber Pakhtunkhwa Tribal District-3 case and Sindh-1 case). Date of onset of paralysis of the most recent case is 7 October 2018.

NOTE: Advance notification from Pakistan Laboratory of a new positive wild poliovirus type (1) case from Afghanistan, from Uruzgan province, Shahid-E-Hassas district, with date of onset 9 October 2018. This case will be included in the next week's report.

- b. Environmental samples: Eleven new positive environmental samples for WPV1 reported this week, which include nine from Afghanistan and two from Pakistan.
 - i. Afghanistan: Nine new positive environmental samples reported this week include six from southern region (four from Kandahar district, Kandahar province and two from Lashkargah district, Hilmand province), and three from eastern region (two from Jalalabad district and one from Behsud district of Nangarhar province). The total positive environmental samples from Afghanistan in 2018 to date are 60 with most recent positive sample collected on 5 November 2018.
 - ii. Pakistan: Two new positive environmental samples reported this week, which include one from Bannu district, Khyber Pakhtunkhwa province and one from Bajour district, Khyber Pakhtunkhwa Tribal District. The total positive environmental samples from Pakistan in 2018 to date are 104 with most recent positive sample collected on 26 October 2018.

II. Outbreak response countries

1. SOMALIA: no new circulating vaccine derived poliovirus (cVDPV) type-2 or type-3 from human or environmental samples.
 - a. In 2018, Somalia has reported 12 cVDPV cases so far. They include five cases of cVDPV2, six cases of cVDPV3, and one case having co-infection with cVDPV2 and cVDPV3.

- b. cVDPV2:
 - i. The date of onset of the most recent cVDPV2 case is 2 September 2018.
 - ii. In 2018 so far, cVDPV2 has been isolated from 18 sewage samples in Mogadishu and date of specimen collection of recent most positive sample is 4 October 2018. One of the above 17 samples has co-infection of cVDPV2 and cVDPV3.

- c. cVDPV3:
 - i. The date of onset of the most recent cVDPV3 case is 7 September, 2018.
 - ii. In 2018 so far, cVDPV3 isolated from 10 sewage samples in Mogadishu and date of specimen collection of recent most positive sample is 23 August 2018. One of the above 10 samples has co-infection of cVDPV2 and cVDPV3.

N.B. There are two additional VDPV3 isolates collected in February 2018, which were previously mislabeled. These will be reflected in the full report later. These do not have any effect on operational plans.

III. Surveillance performance indicators

1. Nineteen of 22 member states are meeting the global target of both key surveillance indicators, namely non polio AFP rate of 2 per 100,000 children aged below 15 years and percent AFP cases with adequate specimen 80% and above.
 - a. Djibouti is missing both indicators. Djibouti, did not report any AFP case since April 2017.
 - b. Morocco has a percentage of AFP cases with adequate stool specimens of 68.5%
 - c. Oman has a percentage of AFP cases with adequate stool specimens of 73.1%
2. Yemen has the highest number of 2017 AFP cases, which are not yet finally classified (72). Also Somalia has one pending case from 2017.



World Health Organization – Regional Office for Eastern Mediterranean

AFP SURVEILLANCE

26-Nov-18

Week 47, ending 25 November 2018

Number 1051

Table 1: Acute Flaccid Paralysis (AFP) cases by week of onset

Country	Reported AFP cases by week of onset - Week (47/18) / Ending on : 25/11/2018														
	Total AFP 2016	Total AFP 2017	Total AFP to date, 2018	W36 09 Sep 18	W37 16 Sep 18	W38 23 Sep 18	W39 30 Sep 18	W40 07 Oct 18	W41 14 Oct 18	W42 21 Oct 18	W43 28 Oct 18	W44 04 Nov 18	W45 11 Nov 18	W46 18 Nov 18	W47 25 Nov 18
Afghanistan	2905	3094	3014	54	80	73	74	85	50	61	65	74	74	46	3
Bahrain	14	18	30	1	0	0	1	0	0	2	1	1	2	0	0
Djibouti	3	4	0	0	0	0	0	0	0	0	0	0	0	0	0
Egypt	1092	1242	1118	20	28	31	19	28	32	18	26	16	22	14	
Iran	776	820	753	25	15	13	22	23	17	5	13	14	9	4	
Iraq	605	699	844	20	25	21	9	17	19	18	14	26	12	9	1
Jordan ****	107	116	107	4	3	1	2	1	3	1	0	1	0	0	
Kuwait	50	69	60	0	1	0	0	2	1	1	3	1	1	2	2
Lebanon ****	111	75	77	0	2	3	1	0	2	1	1	0	2	1	
Libya	70	88	108	4	3	2	4	1	1	2	2	0	0	0	
Morocco	84	143	162	7	2	6	7	4	4	6	1				
Oman	39	40	26	1	1	1	3	1	1	1	0	1	0	0	0
Pakistan	7848	10319	10000	251	205	267	236	199	263	225	211	197	93	1	0
Palestine ****	46	43	41	1	1	1	0	1	1	1	0	0	0	1	0
Qatar	9	18	9	0	0	0	0	0	0	0	0	0	0	0	0
Saudi Arabia	273	276	189	5	3	2	5	3	3	5	5	7	10	2	0
Somalia	316	345	316	10	6	10	7	10	3	6	6	4	6	3	1
Sudan	509	570	525	11	11	20	15	12	7	10	11	10	13	5	0
Syria ****	303	362	312	4	9	4	5	7	12	6	5	8	6	6	
Tunisia	90	67	61	0	0	0	2	2	0	0	1	1	0	0	
U.A.E	42	58	37	0	1	0	0	1	1	0	0	1	1	0	0
Yemen	715	713	625	12	8	7	10	15	13	21	23	20	14	4	
Total EMR	16007	19179	18414	430	404	462	422	412	433	390	388	382	265	98	7

□ No data = No report received

Table 2: Confirmed polio cases by month of onset

Country	Total year 2016	Total year 2017	25/11		Confirmed polio cases by month of onset											
			2017	2018	December 2017	January 2018	February 2018	March 2018	April 2018	May 2018	June 2018	July 2018	August 2018	September 2018	October 2018	November 2018
Afghanistan	13	14	12	19	2	3	3	1	1	0	2	3	2	3	1	
Bahrain	0	0	0	0	0	0	0	0	0	0	0	0	0	0	0	
Djibouti	0	0	0	0	0	0	0	0	0	0	0	0	0	0	0	
Egypt	0	0	0	0	0	0	0	0	0	0	0	0	0	0	0	
Iran	0	0	0	0	0	0	0	0	0	0	0	0	0	0	0	
Iraq	0	0	0	0	0	0	0	0	0	0	0	0	0	0	0	
Jordan ****	0	0	0	0	0	0	0	0	0	0	0	0	0	0	0	
Kuwait	0	0	0	0	0	0	0	0	0	0	0	0	0	0	0	
Lebanon ****	0	0	0	0	0	0	0	0	0	0	0	0	0	0	0	
Libya	0	0	0	0	0	0	0	0	0	0	0	0	0	0	0	
Morocco	0	0	0	0	0	0	0	0	0	0	0	0	0	0	0	
Oman	0	0	0	0	0	0	0	0	0	0	0	0	0	0	0	
Pakistan	20	8	8	8	0	0	0	1	1	1	0	0	1	3	1	
Palestine ****	0	0	0	0	0	0	0	0	0	0	0	0	0	0	0	
Qatar	0	0	0	0	0	0	0	0	0	0	0	0	0	0	0	
Saudi Arabia	0	0	0	0	0	0	0	0	0	0	0	0	0	0	0	
Somalia	0	0	0	0	0	0	0	0	0	0	0	0	0	0	0	
Sudan	0	0	0	0	0	0	0	0	0	0	0	0	0	0	0	
Syria ****	0	0	0	0	0	0	0	0	0	0	0	0	0	0	0	
Tunisia	0	0	0	0	0	0	0	0	0	0	0	0	0	0	0	
U.A.E	0	0	0	0	0	0	0	0	0	0	0	0	0	0	0	
Yemen	0	0	0	0	0	0	0	0	0	0	0	0	0	0	0	
Total EMR	33	22	20	27	2	3	3	2	2	1	2	3	3	6	2	0

**** UNRWA cases are included with those of country of residence



Table 3: Investigation of AFP cases with paralysis onset in 2017 & 2018 up to Week (47/18) / Ending on : 25/11/2018

COUNTRY	2017											2018											Latest line List Date		
	AFP									Specimen	Wild cases ****		AFP									Specimen		Wild cases ****	
	Total AFP cases onset 2017	Case classification					Non polio AFP rate **	AFP cases pending classification > 90 days from onset of paralysis	AFP cases pending classification and lab > 90 days from onset of paralysis		% with *** adequate specimens	Wild P1 Poliovirus	Wild P3 Poliovirus	Total AFP cases onset 2018	Case classification					Annualized Non polio AFP rate **	AFP cases pending classification > 90 days from onset of paralysis			AFP cases pending classification and lab > 90 days from onset of paralysis	% with *** adequate specimens
		Total Confirmed Polio Cases *	Polio Compatible	Pending Classification	Discarded (non polio AFP)	VDPV				Total Confirmed Polio Cases *					Polio Compatible	Pending Classification	Discarded (non polio AFP)	VDPV							
Afghanistan	3094	14	0	0	3080	0	15.2	0	0	93.5	14	0	3014	19	0	265	2730	0	16.4	20	2	94.1	19	0	25-11-2018
Bahrain	18	0	0	0	18	0	6.2	0	0	100.0	0	0	30	0	0	12	18	0	11.5	3	0	96.7	0	0	25-11-2018
Djibouti	4	0	0	0	4	0	1.3	0	0	100.0	0	0	0	0	0	0	0	0.0	0	0	0		0	0	14-11-2018
Egypt	1242	0	0	0	1240	2	3.3	0	0	94.4	0	0	1118	0	0	82	1036	1	3.2	8	0	92.2	0	0	22-11-2018
Iran	820	0	0	0	820	0	4.3	0	0	96.7	0	0	753	0	0	16	736	1	4.3	0	0	96.9	0	0	24-11-2018
Iraq	699	0	0	0	699	0	4.7	0	0	86.7	0	0	844	0	0	60	784	0	6.1	10	0	90.2	0	0	23-11-2018
Jordan	116	0	0	0	116	0	4.2	0	0	100.0	0	0	107	0	0	2	105	0	4.2	0	0	100.0	0	0	22-11-2018
Kuwait	69	0	0	0	69	0	7.5	0	0	92.8	0	0	60	0	0	6	54	0	7.5	0	0	85.0	0	0	25-11-2018
Lebanon	75	0	0	0	75	0	4.0	0	0	80.0	0	0	77	0	0	6	71	0	4.6	0	0	97.4	0	0	23-11-2018
Libya	88	0	0	0	88	0	4.3	0	0	96.6	0	0	108	0	0	0	108	0	4.8	0	0	96.3	0	0	24-11-2018
Morocco	143	0	0	0	143	0	1.3	0	0	67.1	0	0	162	0	0	61	101	0	2.0	25	0	68.5	0	0	30-10-2018
Oman	40	0	0	0	40	0	4.5	0	0	90.0	0	0	26	0	0	0	26	0	3.3	0	0	73.1	0	0	25-11-2018
Pakistan	10319	8	2	0	10309	0	13.2	0	0	85.6	8	0	10000	8	1	472	9519	0	14.2	109	0	88.1	8	0	25-11-2018
Palestine	43	0	0	0	43	0	2.3	0	0	97.7	0	0	41	0	0	7	34	0	2.4	0	0	92.7	0	0	25-11-2018
Qatar	18	0	0	0	18	0	6.1	0	0	100.0	0	0	9	0	0	0	9	0	2.8	0	0	100.0	0	0	11-11-2017
Saudi Arabia	276	0	0	0	276	0	3.5	0	0	98.9	0	0	189	0	0	47	142	0	2.6	0	0	95.8	0	0	25-11-2018
Somalia	345	0	0	1	344	0	6.0	1	1	99.1	0	0	316	0	0	18	286	12	5.5	1	1	98.1	0	0	25-11-2018
Sudan	570	0	0	0	570	0	3.2	0	0	96.3	0	0	525	0	0	27	498	0	3.2	1	0	97.5	0	0	25-11-2018
Syria	362	0	1	0	287	74	4.7	0	0	80.9	0	0	312	0	0	19	293	0	4.5	0	0	87.8	0	0	24-11-2018
Tunisia	67	0	0	0	67	0	2.5	0	0	74.6	0	0	61	0	0	3	58	0	2.5	1	1	80.3	0	0	23-11-2018
U.A.E	58	0	0	0	58	0	5.7	0	0	98.3	0	0	37	0	0	2	35	0	3.3	0	0	97.3	0	0	25-11-2018
Yemen	713	0	0	72	641	0	5.2	72	58	90.2	0	0	625	0	0	556	69	0	4.9	395	370	92.5	0	0	24-11-2018
EMR	19179	22	3	73	19005	76	7.7	73	59	88.9	22	0	18414	27	1	1661	16712	14	8.2	573	374	90.4	27	0	
2016	16008	33	5	1	15961	8	6.4	0	0	89.6	33	0													

* Confirmed polio cases refer to wild isolation from AFP cases or from contacts of negative index AFP cases

** Non-polio AFP per 100,000 children <15 years

*** Adequate here refers to two stool specimens collected at least 24 hours apart, within 14 days of paralysis onset and specimens received in the lab in Good Condition

**** AFP cases co infected with P1 and P3 are counted separately as wild isolates

Advance notification of a newly reported WPV1 case from Afghanistan, from Uruzgan province, Shahid-E-Hassas district, with date of onset 09/10/2018



World Health Organization – Regional Office for Eastern Mediterranean
AFP SURVEILLANCE
Week 47, ending 25 November 2018

26-Nov-18
Number 1051

Table 4 (a): Lab results of contacts' samples in EMR, 2017 - 2018

COUNTRY	2017						2018					
	# OF CONTACTS	LAB RESULTS					# OF CONTACTS	LAB RESULTS				
		WILD	VDPV	SL	NPEV	PENDING		WILD	VDPV	SL	NPEV	PENDING
AFG	1424	1	0	88	347	0	904	4	0	44	189	65
BAH	2	0	0	0	0	0	2	0	0	0	0	0
DJI	0	0	0	0	0	0	0	0	0	0	0	0
EGY	450	0	0	9	63	18	441	0	0	11	50	34
IRN	143	0	0	5	1	0	121	0	0	2	5	0
IRQ	698	0	0	18	101	16	692	0	0	19	84	35
JOR	2	0	0	0	0	0	0	0	0	0	0	0
KUW	8	0	0	0	0	2	0	0	0	0	0	0
LEB	92	0	0	2	3	21	206	0	0	3	15	21
LIB	4	0	0	0	0	1	1	0	0	0	0	0
MOR	87	0	0	0	7	0	90	0	0	0	9	19
OMA	115	0	0	1	24	1	68	0	0	2	14	7
PAK	3758	2	0	234	897	0	3498	3	0	147	786	87
PAL	0	0	0	0	0	0	0	0	0	0	0	0
QAT	0	0	0	0	0	0	0	0	0	0	0	0
SAA	0	0	0	0	0	0	5	0	0	0	0	5
SOM	1035	0	0	37	113	3	944	0	10	49	108	51
SUD	385	0	0	6	32	46	311	0	0	2	24	97
SYR	570	0	63	3	11	0	585	0	0	7	11	20
TUN	26	0	0	0	0	0	15	0	0	0	0	1
UAE	2	0	0	0	0	0	0	0	0	0	0	0
YEM	1737	0	0	43	114	667	1329	0	0	0	0	1329
EMR	10538	3	63	446	1713	775	9212	7	10	286	1295	1771

Table 4 (B): Most recent wild contacts in EMRO, 2017 - 2018

Year	Country	Data	
		Count of wild contacts	Date of Most Recent stool collection
2018	Afghanistan	4	07-08-18
	Pakistan	3	12-10-18
2018 Total		7	12-10-18
2017	Pakistan	2	04-12-17
	Afghanistan	1	21-05-17
2017 Total		3	04-12-17

Table 4 (C): Number and distribution by district of -ve index AFP cases identified as wild positive by contact in EMR, 2017-2018

YEAR	COUNTRY	PROVINCE	DISTRICT	COUNT	First case	Last case
2018	AFG	NANGARHAR	PACHIERAGAM	1	17-07-18	17-07-18
		URUZGAN	SHAHID-E-HASSA	1	08-07-18	08-07-18
	PAK	FATA	BAJOUR	1	01-09-18	01-09-18
		BALUCHISTAN	DUKKI	1	15-04-18	15-04-18
2018 Total				4	15-04-18	01-09-18
2017	AFG	HILMAND	NAWZAD	1	16-04-17	16-04-17
	2017 Total				1	16-04-17



Table 5: Laboratory investigation of AFP cases with paralysis onset in 2018 up to Week (47/18) / Ending on : (25/11/2018)

Country	Polio laboratories (ITD / Nucleotide Sequencing (Nucleotide Sequencing performed by EGY, PAK, TUN, CDC and RIVM laboratories))	AFP cases with specimens	Preliminary virus isolation results of AFP cases						Poliovirus intratypic differentiation results #										Indicators				Latest report Date							
			Referred for ITD		NPEV only	Negative	Pending		Type 1			Type 2			Type 3		Discordant pending sequence	NPEV by PCR	Non-EV	Pending ITD	% specimens positive for NPEV*	% AFP cases with culture results within 14 days		% AFP cases with ITD results within 7 days	% AFP cases with ITD results within 45 days of onset**					
			L20B+	L20B+/NPEV			received < / = 14 days	received > 14 days ago	Wild	Sabin	VDPV	Wild	Sabin	VDPV	Wild	Sabin										VDPV				
Afghanistan	RRL Pakistan	2940	206	20	549	2049	116		18	156						138						17%	90%	100%	98%	25/11/2018				
Bahrain	NPL Oman / CDC	24			1	23																4%	100%		50%	26/11/2018				
Djibouti	NPL Kenya / CDC																									14/11/2018				
Egypt***	RRL Egypt	1091	33	6	143	873	35	1		16	1					18				8	1					12%	95%	100%	99%	22/11/2018
Iran	NPL Iran / CDC	764	16		21	702	24	1		11	1					8						2%	100%	100%	99%	24/11/2018				
Iraq	RRL Egypt	846	17		101	681	30	17		11						12						13%	100%	100%	76%	22/11/2018				
Jordan	NPL Jordan / RRL EGYPT	107	4		6	97				3						4						8%	100%	100%	100%	25/11/2018				
Kuwait	RRL Kuwait / RIVM	59	1		4	50	3	1												1		6%	96%		98%	25/11/2018				
Lebanon	NPL Jordan / RRL EGYPT	80	2		6	70	1	1		2						2						9%	100%	100%	50%	25/11/2018				
Libya	RRL Tunisia / RIVM	107	1		11	95										1						10%	100%	100%	97%	24/11/2018				
Morocco	NPL Morocco / RRL Tunisia	159	2		4	146	7									2						3%	92%	0%	93%	23/11/2018				
Oman	NPL Oman / CDC	26			5	21																22%	92%		100%	26/11/2018				
Pakistan	RRL Pakistan	9870	392	43	2150	7005	268	9	6	256						299	1	10				19%	91%	99%	97%	25/11/2018				
Palestine & UNRWA		41			6	32	1	2														16%	61%		100%	25/11/2018				
Qatar	NPL Oman / CDC	9			1	8																11%	88%		100%	26/11/2018				
Saudi Arabia	NPL Saudi Arabia / CDC	197	2		4	169	18	4								2						2%	97%	50%	100%	25/11/2018				
Somalia	NPL Kenya / CDC	316	36	2	28	233	7	10		16			5	6 #		14	7 #			2		10%	14%		100%	25/11/2018				
Sudan	NPL Sudan / RRL Egypt	528	6		50	452	20			5						1				2		11%	96%	100%	83%	25/11/2018				
Syria	NPL Syria / RRL Egypt	311	6		11	278	13	3		1						1						4%	100%	100%	33%	22/11/2018				
Tunisia	RRL Tunisia	67			2	64	1															2%	98%		97%	24/11/2018				
U.A.E	NPL Oman / CDC	36			4	32																10%	89%		83%	26/11/2018				
Yemen	NPL Kenya / CDC																									24/11/2018				
Total EMR 2018		17578	724	71	3107	13080	544	49	24	477	2		5	6		502	7	1	20	1	3	15%	91%	99%	97%					
Total EMR 2017		13527	558	50	2219	10038	608	55	15	369	1		4	4		394	3	1	12	1		15%	89%	99%	97%					

* Specimens from all sources including non-AFP cases, excluding environmental samples

* In 2017, 41 cVDPV2 were isolated from Syria by other Global Polio Laboratories Network (GPLN)
Syria reported a total of 74 cVDPV2 cases in 2017 out of which 8 were identified by positive contacts

Somalia in 2018 so far has a total of 12 cVDPV cases (5 cVDPV2, 6 cVDPV3 & 1 coinfection cVDPV2/cVDPV3)

** This indicator reflects surveillance and laboratory activities



Table 6: Environmental isolate by year and type

Country	Status	2015	2016	2017	2018
AFG	NEGATIVE	129	183	274	220
	PENDING				8
	WILD	20	2	42	60
AFG Total		149	185	316	288
EGY	NEGATIVE	495	528	522	465
	PENDING				17
	VDPV2	3	1		
EGY Total		498	529	522	482
IRN	NEGATIVE			6	44
IRN Total				6	44
JOR	NEGATIVE		2	32	17
	PENDING				16
JOR Total			2	32	33
LEB	NEGATIVE		4	27	10
	PENDING				27
LEB Total			4	27	37
PAK	NEGATIVE	347	462	523	462
	PENDING				37
	WILD	79	59	105	104
	WILD & VDPV2	5	3	1	
	VDPV2	8	5	4	
PAK Total		439	529	633	603
SOM	NEGATIVE			34	155
	PENDING				16
	VDPV2			2	19
	VDPV3				10
SOM Total			36	200	
SYR	NEGATIVE			4	77
	PENDING				7
SYR Total			4	84	
Grand Total		1086	1249	1576	1771

Table 7: Environmental Wild/VDPV isolate by site

Country	COUNTRY	Status	PROVINCE	DISTRICT	Count	First date	Last date			
2017	AFG	WILD	HILMAND	LASHKARGAH	8	26-Apr	26-Dec			
				NAHR-E-SARAJ	1	25-Sep	25-Sep			
				KABUL	1	25-Oct	25-Oct			
				KANDAHAR	18	26-Jan	27-Dec			
				KUNAR	1	25-Dec	25-Dec			
				BEHSUD	3	24-Sep	26-Dec			
				JALALABAD	10	24-Jan	26-Dec			
				AFG Total	42	24-Jan	27-Dec			
				PAK	WILD	BALOCHISTAN	LORALAI	3	17-Sep	17-Nov
							PISHIN	5	2-Jan	2-Oct
	QUETTA	12	1-Jan				20-Dec			
	ZHOB	1	18-Dec				18-Dec			
	KABDULAH	12	1-Jan				15-Oct			
	ISLAMABAD	CDA	5				10-Feb	10-Jul		
	PUNJAB	LAHORE	1				18-Dec	18-Dec		
	MULTAN	1	9-Jan				9-Jan			
	RAWALPINDI	8	10-Jan				10-Oct			
	SINDH	JACOBABAD	4				11-Aug	13-Dec		
	KAMBAR	1	15-Aug				15-Aug			
	KHIBALDIA	2	8-Aug				3-Nov			
	KHIGADAP	21	9-Jan	12-Dec						
	KHIKORANGI	1	16-Oct	16-Oct						
KHILANDHI	7	16-Mar	14-Dec							
KHISITE	5	7-Aug	4-Dec							
SUKKUR	2	11-Apr	19-Sep							
KHIMALUR	6	3-Feb	10-Oct							
	KHYBER PAKHTOONKHW	PESHAWAR	8	10-Jan	11-Dec					
	BALOCHISTAN	KABDULAH	1	15-Jul	15-Jul					
	BALOCHISTAN	PISHIN	1	2-May	2-May					
	BALOCHISTAN	QUETTA	3	3-Apr	29-May					
PAK Total	110	1-Jan	20-Dec							
SOM	VDPV2	BANADIR	WABERI	2	22-Oct	2-Nov				
SOM Total	2	22-Oct	2-Nov							
2017 Total				154	1-Jan	27-Dec				
2018	AFG	WILD	HILMAND	LASHKARGAH	4	8-Jan	24-Oct			
				HIRAT	1	25-Jun	25-Jun			
				KABUL	3	26-Feb	26-Jun			
				KANDAHAR	32	8-Jan	5-Nov			
				KHOST	1	25-Sep	25-Sep			
				KUNAR	2	24-Apr	25-Sep			
				NANGARHAR	3	28-Jan	25-Oct			
				JALALABAD	14	27-Jan	25-Oct			
				AFG Total	60	8-Jan	5-Nov			
				PAK	WILD	BALOCHISTAN	LORALAI	2	17-Mar	17-Aug
	QUETTA	9	13-Feb				20-Oct			
	KABDULAH	4	1-Jan				1-Oct			
	ISLAMABAD	CDA	6				10-Jan	10-Oct		
	PUNJAB	LAHORE	8				11-Jun	11-Oct		
	RAWALPINDI	11	10-Jan				10-Oct			
	DGKHAN	2	12-Feb				12-Sep			
	SINDH	HYDERABAD	1				9-Feb	9-Feb		
	JACOBABAD	3	12-Feb				12-Sep			
	KAMBAR	3	7-Apr				9-Jul			
	KHIBALDIA	2	1-Aug				4-Sep			
	KHIGADAP	12	15-Feb				10-Oct			
	KHILANDHI	3	10-Jan				30-Jul			
	KHISITE	2	1-Jan				3-Sep			
	SUKKUR	1	8-Feb				8-Feb			
	KHILIAQAT	1	7-Mar				7-Mar			
	KHISADDAR	1	10-Sep				10-Sep			
	KHIMALUR	1	13-Sep				13-Sep			
	FATA	BAJOUR	5				19-May	25-Oct		
	KHYBER PAKHTOONKHW	BANNU	2	31-Mar	26-Oct					
KOHAT	5	5-Jan	27-Sep							
MARDAN	1	15-Oct	15-Oct							
NOWSHERA	2	18-Sep	18-Oct							
PESHAWAR	17	10-Jan	24-Oct							
PAK Total	104	1-Jan	26-Oct							
SOM	VDPV2	BANADIR	HAMAR WEYN	11	4-Jan	20-Sep				
			HODAN	2	22-Feb	4-Oct				
			WABERI	6	1-Mar	20-Sep				
			HAMAR WEYN	5	8-Mar	5-Apr				
			WABERI	5	8-Mar	23-Aug				
SOM Total	29	4-Jan	4-Oct							
2018 Total				193	1-Jan	5-Nov				



Figure 3: Non Polio AFP rate by Province in Afghanistan & by District in Pakistan 01/01/2018 - 25/11/2018

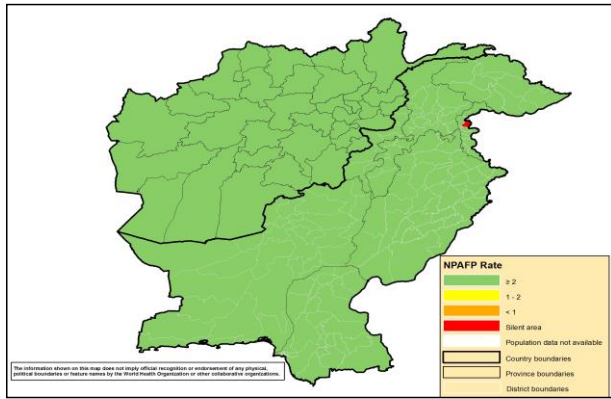


Figure 4: Percent of AFP cases with Adequate Samples in Afghanistan by Province & Pakistan by District 01/01/2018 -25/11/2018

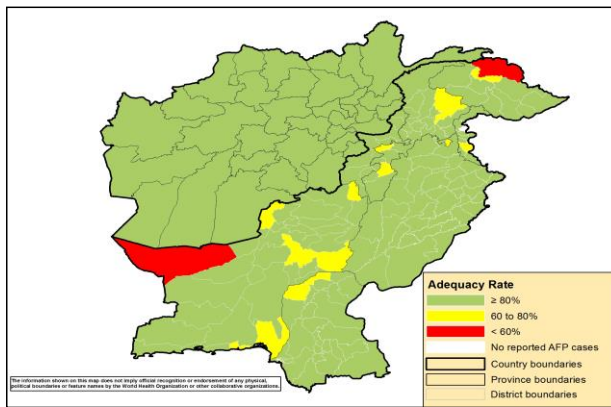
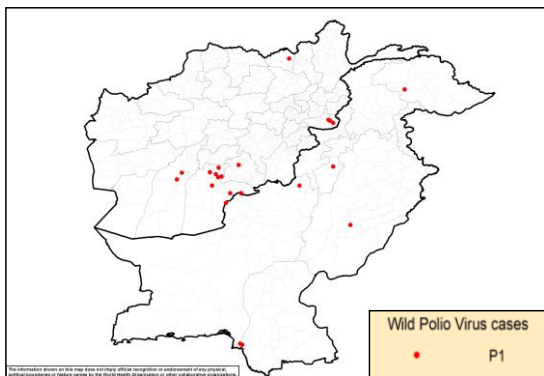
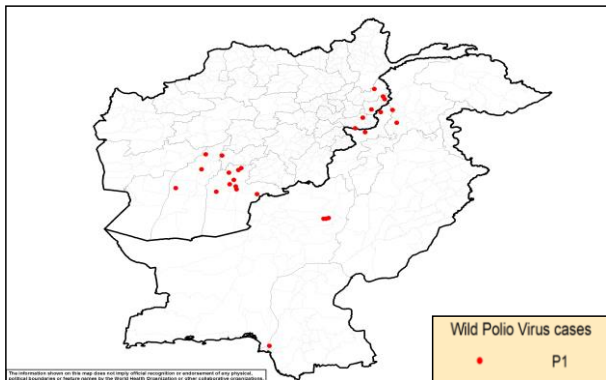


Figure 5: Wild Virus Cases by Type & District in Afghanistan & Pakistan

5a: 01/01/2017 - 31/12/2017



5b: 01/01/2018 - 25/11/2018





World Health Organization – Regional Office for Eastern Mediterranean
AFP SURVEILLANCE
Week 47, ending 25 November 2018

26-Nov-18
Number 1051

Table 9: Wild Polio cases by district and date of onset of paralysis, Afghanistan 2017-2018						
ONSETYR	PROVINCE	DISTRICT	Count	First case	Last case	
2018	HILMAND	NAWZAD	2	1-Sep-18	2-Oct-18	
		NAD-E-ALI	1	1-Jun-18	1-Jun-18	
	NURISTAN	PORUNS	1	26-Sep-18	26-Sep-18	
	KANDAHAR	MAYWAND	1	24-Sep-18	24-Sep-18	
		KANDAHAR	2	11-Aug-18	27-Aug-18	
		ARGHANDAB (K)	1	17-Jul-18	17-Jul-18	
		SHAHWALIKOT	3	5-Jan-18	27-Apr-18	
		KHAKREZ	1	25-Feb-18	25-Feb-18	
		SPINBOLDAK	1	6-Jan-18	6-Jan-18	
	NANGARHAR	PACHIERAGAM	1	17-Jul-18	17-Jul-18	
		KAMA	1	1-Jan-18	1-Jan-18	
	URUZGAN	SHAHID-E-HASSAS	1	8-Jul-18	8-Jul-18	
	KUNAR	CHAWKAY	1	22-Jun-18	22-Jun-18	
GHAZIABAD		2	14-Feb-18	3-Mar-18		
2018 Total			19	1-Jan-18	2-Oct-18	
2017	KANDAHAR	SPINBOLDAK	1	28-Dec-17	28-Dec-17	
		SHAHWALIKOT	5	19-Jun-17	3-Dec-17	
		KANDAHAR	1	13-Jan-17	13-Jan-17	
	NANGARHAR	MUHMAND DARA	1	5-Nov-17	5-Nov-17	
		BATIKOT	2	15-Sep-17	11-Oct-17	
	ZABUL	ARGHANDAB (Z)	1	10-Jul-17	10-Jul-17	
	HILMAND	NAWZAD	1	16-Apr-17	16-Apr-17	
		NAHR-E-SARAJ	1	21-Jan-17	21-Jan-17	
	KUNDUZ	DASHT-E-ARCHI	1	21-Feb-17	21-Feb-17	
2017 Total			14	13-Jan-17	28-Dec-17	

Advance notification of a newly reported WPV1 case from Afghanistan, from Uruzgan province, Shahid-E-Hassas district, with date of onset 09/10/2018

Table 10: Wild Polio cases by district and date of onset of paralysis, Pakistan 2017-2018						
ONSETYR	PROVINCE	DISTRICT	Count	First case	Last case	
2018	FATA	BAJOUR	2	01-09-18	07-10-18	
		KHYBER	1	25-09-18	25-09-18	
	SINDH	KHIGADAP	1	22-09-18	22-09-18	
	KHYBER PAKHTOON	CHARSADA	1	01-08-18	01-08-18	
		BALOCHISTAN	DUKKI	3	08-03-18	18-05-18
2018 Total			8	08-03-18	07-10-18	
2017	BALOCHISTAN	ZHOB	1	15-11-17	15-11-17	
		KABDULAH	2	11-06-17	13-11-17	
	SINDH	KHIGADAP	1	09-11-17	09-11-17	
		KHIGIQBAL	1	11-08-17	11-08-17	
	KHYBER PAKHTOON	LAKKIMRWT	1	21-08-17	21-08-17	
	GILGIT BALTISTAN	DIAMER	1	13-02-17	13-02-17	
PUNJAB	LODHRAN	1	28-01-17	28-01-17		
2017 Total			8	28-01-17	15-11-17	



Table 11: Circulating VDPV cases and date of onset of paralysis in EMR countries by districts 2017-2018

Year	COUNTRY	PROVINCE	DISTRICT	cVDPV2			cVDPV3		
				Count	First Case	Last Case	Count	First Case	Last Case
2017	SYR	HOMS	TADMOUR	1	10-Jul-17	10-Jul-17			
		DEIR_AL_ZOUR	DEIR ALZOUR	1	30-Jun-17	30-Jun-17			
		DEIR_AL_ZOUR	BOKAMAL	12	25-Jun-17	21-Sep-17			
		DEIR_AL_ZOUR	MAYADEEN	58	5-Mar-17	9-Sep-17			
		RAQUA	THAWRA	1	16-Jun-17	16-Jun-17			
		RAQUA	TALABYAD	1	25-Apr-17	25-Apr-17			
SYR Total				74	5-Mar-17	21-Sep-17			
2017 Total				74	5-Mar-17	21-Sep-17			
2018	SOM	LOWER JUBA	Jamaame West KISMAYO	1	02-Sep-18	02-Sep-18			
		MIDDLE SHABELLE	RUNINGOD MAHADAY WARSHEIKH				2	24-Jul-18	27-Jul-18
		BANADIR	DANYILE				1	07-Sep-18	07-Sep-18
		HIRAN	BULO BURTI	1	29-Jun-18	29-Jun-18			
		GEDO	DOLO	2	16-May-18	23-May-18			
		SOM Total				6	11-May-18	2-Sep-18	7
2018 Total				6	11-May-18	2-Sep-18	7	11-May-18	7-Sep-18

Somalia in 2018 so far has a total of 12 cVDPV cases (5 cVDPV2, 6 cVDPV3 & 1 coinfection cVDPV2/cVDPV3)

Figure 6: Somalia cVDPV cases by type and district 01/01/2018 - 25/11/2018

