

Highlights of Polio Fax Bulletin No. 1044 for Week 40 2018

I. Poliovirus Transmission

1. Endemic countries (PAKISTAN & AFGHANISTAN):
 - a. Human samples: No new wild poliovirus type-1 (WPV1) cases were reported this week. Total WPV1 cases for 2018 remains 19 cases (15 from Afghanistan and 4 from Pakistan).
 - i. Afghanistan: The total number of WPV1 cases in Afghanistan in 2018 remains so far to 15 from 11 districts in five provinces (Hilmand-1 case, Kandhar-8 cases, Kunar- 3 cases, Nangarhar-2 cases and Uruzgan-1 case). The most recent reported case has date of onset of paralysis on 28 August 2018.
 - ii. Pakistan: The total number of WPV1 cases in Pakistan in 2018 remains so far four from two infected districts in two provinces (Balochistan-3 cases and Khyber Pakhtunkhwa - 1 case). Date of onset of paralysis of the most recent case is 1 August 2018.
 - b. Environmental samples: Ten new positive environmental samples for WPV1 reported this week from Pakistan.
 - i. Afghanistan: The total positive environmental samples from Afghanistan in 2018 remains 40 to date with most recent positive sample collected on 5 September 2018.
 - ii. Pakistan: Ten new positive environmental samples reported this week. These include one each from Quetta district, Balochistan province; Peshawar district, Khyber Pakhtunkhwa province; Dera Ghazi Khan district, Punjab province, Jacobabad district and Gulshan-e-Iqbal town of Karachi in Sindh province, Bajour of Khyber Pakhtunkhwa Tribaldistrict ; and two from each Kila Abdullah district from Balochistan province and Lahore district, Punjab province. This brings the total positive environmental samples from Pakistan in 2018 so far to 83 to date with most recent positive sample collected on 24 September 2018.

II. Outbreak response countries

1. SOMALIA:

○ cVDPV2:

- a. One new cVDPV2 case was reported this week from Jamaame West district, Lower Juba province with onset 2 September 2018. The case is of a 32-month old female child who has not received any doses of oral polio vaccine. The date of onset of the most recent cVDPV2 is 2 September 2018. One contact of the new case has also isolation of cVDPV2; specimen collection date is 9 September.

- b. One new cVDPV2 positive environmental sample was reported this week from Hamar Weyn district, Banadir province with date of specimen collection 6 September 2018. In 2018 so far, cVDPV2 has been isolated from 13 positive sewage samples in Mogadishu and date of specimen collection of recent most positive sample is 6 September 2018.
 - cVDPV3:
 - a. No new cVDPV3 cases reported this week. The date of onset of the most recent cVDPV3 is 27 July 2018.
 - b. No new cVDPV3 positive environmental sample was reported this week. In 2018 so far, cVDPV3 isolated from 10 sewage samples in Mogadishu and date of specimen collection of recent most positive sample is 23 August 2018. One of the above 10 samples has co-infection of cVDPV2 and cVDPV3.

In 2018, Somalia has reported 11 cVDPV cases so far. They include five cases each of cVDPV2 and cVDPV3, and one case having co-infection with cVDPV2 and cVDPV3.

2. SYRIA:

- Total cases of cVDPV2 in 2017 were 74. Date of onset of the recent most case is 21 September 2017. No isolation of cVDPV2 from environmental samples. More than a year has elapsed without any new case.

III. **Surveillance performance indicators**

1. Nineteen of 22 member states are meeting the global target of both key surveillance indicators, namely non polio AFP rate of 2 per 100,000 children aged below 15 years and percent AFP cases with adequate specimen 80% and above.
 - Djibouti is missing both indicators. Djibouti, did not report any AFP case since April 2017
 - Morocco has a percentage of AFP cases with adequate stool specimens of 72.6%
 - Oman has a percentage of AFP cases with adequate stool specimens of 78.9%
2. Yemen has the highest number of 2017 AFP cases, which are not yet finally classified (73). Also Somalia has one pending case from 2017.



World Health Organization – Regional Office for Eastern Mediterranean

AFP SURVEILLANCE

Week 40, ending 7 October 2018

8-Oct-18

Number 1044

Table 1: Acute Flaccid Paralysis (AFP) cases by week of onset

Country	Reported AFP cases by week of onset - Week (40/18) / Ending on : 07/10/2018														
	Total AFP 2016	Total AFP 2017	Total AFP to date, 2018	W29 22 Jul 18	W30 29 Jul 18	W31 05 Aug 18	W32 12 Aug 18	W33 19 Aug 18	W34 26 Aug 18	W35 02 Sep 18	W36 09 Sep 18	W37 16 Sep 18	W38 23 Sep 18	W39 30 Sep 18	W40 07 Oct 18
Afghanistan	2905	3094	2525	74	62	73	52	32	49	63	52	76	67	54	3
Bahrain	14	18	24	0	0	0	1	1	0	1	1	0	0	1	0
Djibouti	3	4	0	0	0	0	0	0	0	0	0	0	0	0	0
Egypt	1092	1242	940	22	18	21	22	11	21	21	20	27	28	4	
Iran	776	820	631	13	20	21	23	10	13	13	23	10	3	3	0
Iraq	605	699	714	25	20	13	13	6	13	11	19	22	16	6	1
Jordan ****	107	116	101	1	1	2	1	0	0	1	4	3	1	2	
Kuwait	50	69	47	0	0	1	1	0	1	0	0	1	0	0	0
Lebanon ****	111	75	69	2	1	2	2	2	2	1	0	2	2	1	0
Libya	70	88	99	0	3	6	2	1	5	4	4	3	2	2	
Morocco	84	143	135	5	2	1	1	3	1	1	6	2	4	2	
Oman	39	40	19	1	0	1	0	0	0	0	1	2	2	0	
Pakistan	7848	10319	8356	190	226	254	245	171	200	225	227	178	153	20	0
Palestine ****	46	43	37	2	0	1	0	3	0	1	1	1	1	0	0
Qatar	9	18	9	0	0	0	0	0	0	0	0	0	0	0	0
Saudi Arabia	273	276	152	3	8	4	3	1	2	6	5	3	2	3	0
Somalia	316	345	268	5	12	7	6	3	7	14	10	4	8	2	0
Sudan	509	570	442	20	11	13	6	5	7	15	11	10	18	3	0
Syria ****	303	362	256	4	6	11	3	1	5	4	4	7	3	2	
Tunisia	90	67	52	0	1	1	0	1	2	1	0	0	0	0	
U.A.E	42	58	34	1	1	0	0	1	1	1	0	1	0	0	1
Yemen	715	713	502	7	5	19	11	8	9	14	11	6	5	2	
Total EMR	16007	19179	15412	375	397	451	392	260	338	397	399	358	315	107	5

□ No data = No report received

Table 2: Confirmed polio cases by month of onset

Country	Total year 2016	Total year 2017	07/10		Confirmed polio cases by month of onset											
			2017	2018	November 2017	December 2017	January 2018	February 2018	March 2018	April 2018	May 2018	June 2018	July 2018	August 2018	September 2018	October 2018
Afghanistan	13	14	8	15	2	2	3	3	1	1	0	2	3	2		
Bahrain	0	0	0	0	0	0	0	0	0	0	0	0	0	0		
Djibouti	0	0	0	0	0	0	0	0	0	0	0	0	0	0		
Egypt	0	0	0	0	0	0	0	0	0	0	0	0	0	0		
Iran	0	0	0	0	0	0	0	0	0	0	0	0	0	0		
Iraq	0	0	0	0	0	0	0	0	0	0	0	0	0	0		
Jordan ****	0	0	0	0	0	0	0	0	0	0	0	0	0	0		
Kuwait	0	0	0	0	0	0	0	0	0	0	0	0	0	0	0	
Lebanon ****	0	0	0	0	0	0	0	0	0	0	0	0	0	0		
Libya	0	0	0	0	0	0	0	0	0	0	0	0	0	0		
Morocco	0	0	0	0	0	0	0	0	0	0	0	0	0	0		
Oman	0	0	0	0	0	0	0	0	0	0	0	0	0	0		
Pakistan	20	8	5	4	3	0	0	0	1	1	1	0	0	1		
Palestine ****	0	0	0	0	0	0	0	0	0	0	0	0	0	0		
Qatar	0	0	0	0	0	0	0	0	0	0	0	0	0	0	0	
Saudi Arabia	0	0	0	0	0	0	0	0	0	0	0	0	0	0		
Somalia	0	0	0	0	0	0	0	0	0	0	0	0	0	0		
Sudan	0	0	0	0	0	0	0	0	0	0	0	0	0	0		
Syria ****	0	0	0	0	0	0	0	0	0	0	0	0	0	0		
Tunisia	0	0	0	0	0	0	0	0	0	0	0	0	0	0	0	
U.A.E	0	0	0	0	0	0	0	0	0	0	0	0	0	0		
Yemen	0	0	0	0	0	0	0	0	0	0	0	0	0	0		
Total EMR	33	22	13	19	5	2	3	3	2	2	1	2	3	3	0	0

**** UNRWA cases are included with those of country of residence



AFP SURVEILLANCE

Week 40, ending 7 October 2018

Table 3: Investigation of AFP cases with paralysis onset in 2017 & 2018 up to Week (40/18) / Ending on : 07/10/2018

COUNTRY	2017											2018											Latest line List Date				
	AFP									Specimen		Wild cases ****		AFP										Specimen		Wild cases ****	
	Total AFP cases onset 2017	Case classification					Non polio AFP rate **	AFP cases pending classification > 90 days from onset of paralysis	AFP cases pending classification and lab > 90 days from onset of paralysis	% with *** adequate specimens	Wild P1 Poliovirus	Wild P3 Poliovirus	Total AFP cases onset 2018	Case classification					Annualized Non polio AFP rate **	AFP cases pending classification > 90 days from onset of paralysis	AFP cases pending classification and lab > 90 days from onset of paralysis	% with *** adequate specimens		Wild P1 Poliovirus	Wild P3 Poliovirus		
		Total Confirmed Polio Cases *	Polio Compatible	Pending Classification	Discarded (non polio AFP)	VDPV								Total Confirmed Polio Cases *	Polio Compatible	Pending Classification	Discarded (non polio AFP)	VDPV									
Afghanistan	3094	14	0	0	3080	1	15.2	0	0	93.5	14	0	2525	15	0	213	2297	0	16.2	12	2	94.7	15	0	07-10-2018		
Bahrain	18	0	0	0	18	0	6.2	0	0	100.0	0	0	24	0	0	6	18	0	10.8	1	0	95.8	0	0	07-10-2018		
Djibouti	4	0	0	0	4	0	1.3	0	0	100.0	0	0	0	0	0	0	0	0.0	0	0	0		0	0	16-09-2018		
Egypt	1242	0	0	0	1240	2	3.3	0	0	94.4	0	0	940	0	0	71	869	0	3.2	4	0	92.4	0	0	04-10-2018		
Iran	820	0	0	0	820	0	4.3	0	0	96.7	0	0	631	0	0	10	621	1	4.3	1	0	97.0	0	0	07-10-2018		
Iraq	699	0	0	0	699	0	4.7	0	0	86.7	0	0	714	0	0	56	658	0	6.1	10	1	89.8	0	0	05-10-2018		
Jordan	116	0	0	0	116	0	4.2	0	0	100.0	0	0	101	0	0	11	90	0	4.7	0	0	100.0	0	0	04-10-2018		
Kuwait	69	0	0	0	69	0	7.5	0	0	92.8	0	0	47	0	0	0	47	0	6.9	0	0	89.4	0	0	07-10-2018		
Lebanon	75	0	0	0	75	0	4.0	0	0	80.0	0	0	69	0	0	2	67	0	4.9	0	0	98.6	0	0	08-10-2018		
Libya	88	0	0	0	88	0	4.3	0	0	96.6	0	0	99	0	0	10	89	0	5.1	1	1	97.0	0	0	06-10-2018		
Morocco	143	0	0	0	143	0	1.3	0	0	67.1	0	0	135	0	0	42	93	0	1.9	19	0	72.6	0	0	28-09-2018		
Oman	40	0	0	0	40	0	4.5	0	0	90.0	0	0	19	0	0	5	14	0	2.9	0	0	78.9	0	0	30-09-2018		
Pakistan	10319	8	2	0	10309	0	13.2	0	0	85.6	8	0	8356	4	1	568	7783	0	13.9	68	0	88.4	4	0	07-10-2018		
Palestine	43	0	0	0	43	0	2.3	0	0	97.7	0	0	37	0	0	9	28	0	2.6	0	0	91.9	0	0	07-10-2018		
Qatar	18	0	0	0	18	0	6.1	0	0	100.0	0	0	9	0	0	3	6	0	3.3	3	0	100.0	0	0	07-10-2017		
Saudi Arabia	276	0	0	0	276	0	3.5	0	0	98.9	0	0	152	0	0	44	108	0	2.5	8	0	95.4	0	0	07-10-2018		
Somalia	345	0	0	1	344	0	6.0	1	1	99.1	0	0	268	0	0	17	240	11	5.5	2	2	98.1	0	0	07-10-2018		
Sudan	570	0	0	0	570	0	3.2	0	0	96.3	0	0	442	0	0	29	413	0	3.2	1	0	97.7	0	0	07-10-2018		
Syria	362	0	1	0	287	44	4.7	0	0	80.9	0	0	256	0	0	13	243	0	4.3	1	0	87.1	0	0	05-10-2018		
Tunisia	67	0	0	0	67	0	2.5	0	0	74.6	0	0	52	0	0	6	46	0	2.6	1	1	78.8	0	0	05-10-2018		
U.A.E	58	0	0	0	58	0	5.7	0	0	98.3	0	0	34	0	0	5	29	0	3.5	0	0	97.1	0	0	07-10-2018		
Yemen	713	0	0	73	640	0	5.2	73	58	90.2	0	0	502	0	0	434	68	0	4.7	329	309	93.6	0	0	06-10-2018		
EMR	19179	22	3	74	19004	47	7.7	74	59	88.9	22	0	15412	19	1	1554	13827	12	8.0	461	316	90.8	19	0			
2016	16008	33	5	1	15961	8	6.4	0	0	89.6	33	0															

* Confirmed polio cases refer to wild isolation from AFP cases or from contacts of negative index AFP cases

** Non-polio AFP per 100,000 children <15 years

*** Adequate here refers to two stool specimens collected at least 24 hours apart, within 14 days of paralysis onset and specimens received in the lab in Good Condition

**** AFP cases co infected with P1 and P3 are counted separately as wild isolates



World Health Organization – Regional Office for Eastern Mediterranean
AFP SURVEILLANCE
Week 40, ending 7 October 2018

8-Oct-18
Number 1044

Table 4 (a): Lab results of contacts' samples in EMR, 2017 - 2018

COUNTRY	2017						2018					
	# OF CONTACTS	LAB RESULTS					# OF CONTACTS	LAB RESULTS				
		WILD	VDPV	SL	NPEV	PENDING		WILD	VDPV	SL	NPEV	PENDING
AFG	1424	1	0	88	347	0	714	4	0	39	149	35
BAH	2	0	0	0	0	0	2	0	0	0	0	0
DJI	0	0	0	0	0	0	0	0	0	0	0	0
EGY	450	0	0	9	63	18	357	0	0	10	44	17
IRN	143	0	0	5	1	0	112	0	0	2	4	0
IRQ	698	0	0	18	101	16	586	0	0	17	72	39
JOR	2	0	0	0	0	0	0	0	0	0	0	0
KUW	8	0	0	0	0	2	0	0	0	0	0	0
LEB	92	0	0	2	3	21	203	0	0	3	15	23
LIB	4	0	0	0	0	1	0	0	0	0	0	0
MOR	87	0	0	0	7	0	70	0	0	0	5	8
OMA	115	0	0	1	24	1	44	0	0	0	10	0
PAK	3758	2	0	234	897	0	3028	1	0	135	664	120
PAL	0	0	0	0	0	0	0	0	0	0	0	0
QAT	0	0	0	0	0	0	0	0	0	0	0	0
SAA	0	0	0	0	0	0	5	0	0	0	0	5
SOM	1035	0	0	37	113	4	797	0	10	31	82	90
SUD	385	0	0	6	32	46	291	0	0	2	21	95
SYR	570	0	63	3	11	0	495	0	0	3	7	30
TUN	26	0	0	0	0	0	13	0	0	0	0	1
UAE	2	0	0	0	0	0	0	0	0	0	0	0
YEM	1737	0	0	43	114	667	1077	0	0	0	0	1077
EMR	10538	3	63	446	1713	776	7794	5	10	242	1073	1540

Table 4 (B): Most recent wild contacts in EMRO, 2017 - 2018

Year	Country	Data	
		Count of wild contacts	Date of Most Recent stool collection
2018	Afghanistan	4	07-08-18
	Pakistan	1	08-05-18
2018 Total		5	07-08-18
2017	Pakistan	2	04-12-17
	Afghanistan	1	21-05-17
2017 Total		3	04-12-17

Table 4 (C): Number and distribution by district of -ve index AFP cases identified as wild positive by contact in EMR, 2017-2018

YEAR	COUNTRY	PROVINCE	DISTRICT	COUNT	First case	Last case
2018	AFG	NANGARHAR	PACHIERAGAM	1	17-07-18	17-07-18
		URUZGAN	SHAHID-E-HASSA	1	08-07-18	08-07-18
	PAK	BALUCHISTAN	DUKKI	1	15-04-18	15-04-18
2018 Total				3	15-04-18	17-07-18
2017	AFG	HILMAND	NAWZAD	1	16-04-17	16-04-17
	2017 Total				1	16-04-17



Table 5: Laboratory investigation of AFP cases with paralysis onset in 2018 up to Week (40/18) / Ending on : (07/10/2018)

Country	Polio laboratories (ITD / Nucleotide Sequencing (Nucleotide Sequencing performed by EGY, PAK, TUN, CDC and RIVM laboratories))	AFP cases with specimens	Preliminary virus isolation results of AFP cases						Poliovirus intratypic differentiation results #										Indicators				Latest report Date			
			Referred for ITD		NPEV only	Negative	Pending		Type 1			Type 2			Type 3		Discordant pending sequence	NPEV by PCR	Non-EV	Pending ITD	% specimens positive for NPEV*	% AFP cases with culture results within 14 days		% AFP cases with ITD results within 7 days	% AFP cases with ITD results within 45 days of onset**	
			L20B+	L20B+/NPEV			received < / = 14 days	received > 14 days ago	Wild	Sabin	VDPV	Wild	Sabin	VDPV	Wild	Sabin										VDPV
Afghanistan	RRL Pakistan	2472	174	20	450	1689	135	4	13	134						121				1	17%	88%	100%	98%	06/10/2018	
Bahrain	NPL Oman / CDC	23			1	22															4%	100%		48%	08/10/2018	
Djibouti	NPL Kenya / CDC																								16/09/2018	
Egypt***	RRL Egypt	929	26	6	120	725	45	7		14						16				6	12%	94%	100%	99%	08/10/2018	
Iran	NPL Iran / CDC	644	13		17	599	12	3		7	1					5					1	2%	100%	100%	99%	06/10/2018
Iraq	RRL Egypt	717	17		83	568	37	12		10						9						13%	100%	100%	71%	04/10/2018
Jordan	NPL Jordan / RRL EGYPT	100	4		5	89	2			2						3						8%	100%	100%	100%	07/10/2018
Kuwait	RRL Kuwait / RIVM	47	1		4	41		1												1	6%	96%		98%	04/10/2018	
Lebanon	NPL Jordan / RRL EGYPT	73	2		4	66		1		2						2						8%	100%	100%	50%	07/10/2018
Libya	RRL Tunisia / RIVM	99	1		10	81	7									1						10%	100%	100%	98%	06/10/2018
Morocco	NPL Morocco / RRL Tunisia	119			2	109	6	2														3%	92%		94%	05/10/2018
Oman	NPL Oman / CDC	21			2	18	1															17%	90%		100%	08/10/2018
Pakistan	RRL Pakistan	8357	318	27	1728	5740	530	13	3	202						243				9	19%	90%	99%	97%	06/10/2018	
Palestine & UNRWA		37			6	29	1	1														17%	60%		100%	07/10/2018
Qatar	NPL Oman / CDC	9			1	8																11%	88%		100%	08/10/2018
Saudi Arabia	NPL Saudi Arabia / CDC	152	2		2	143	5									2						1%	99%	50%	100%	07/10/2018
Somalia	NPL Kenya / CDC	268	27	1	22	202	4	12		9			4	6 #		10	6 #				1	9%	14%		100%	07/10/2018
Sudan	NPL Sudan / RRL Egypt	432	5		41	370	11	5		4						1				1	11%	95%	100%	83%	30/09/2018	
Syria	NPL Syria / RRL Egypt	256	3		8	237	7	1		1						2						3%	100%	100%	50%	03/10/2018
Tunisia	RRL Tunisia	60			2	57	1															2%	98%		97%	06/10/2018
U.A.E	NPL Oman / CDC	31			4	25	2															12%	86%		90%	08/10/2018
Yemen	NPL Kenya / CDC																									06/10/2018
Total EMR 2018		14846	593	54	2512	10818	806	62	16	385	1		4	6		415	6	1	16		3	15%	90%	99%	97%	
Total EMR 2017		13527	558	50	2219	10038	608	55	15	369	1		4	4		394	3	1	12		1	15%	89%	99%	97%	

* Specimens from all sources including non-AFP cases, excluding environmental samples

* In 2017, 41 cVDPV2 were isolated from Syria by other Global Polio Laboratories Network (GPLN)
Syria reported a total of 74 cVDPV2 cases in 2017 out of which 8 were identified by positive contacts

Somalia in 2018 so far has a total of 11 cVDPV cases (5 cVDPV2, 5 cVDPV3 & 1 coinfection cVDPV2/cVDPV3)

** This indicator reflects surveillance and laboratory activities



Table 6: Environmental isolate by year and type

Country	Status	2015	2016	2017	2018
AFG	NEGATIVE	129	183	274	190
	PENDING				22
	WILD	20	2	42	40
AFG Total		149	185	316	252
EGY	NEGATIVE	495	528	522	380
	PENDING				16
	VDPV2	3	1		
EGY Total		498	529	522	396
IRN	NEGATIVE			6	36
	PENDING				2
IRN Total				6	38
JOR	NEGATIVE		2	32	15
	PENDING				13
JOR Total			2	32	28
LEB	NEGATIVE		4	27	10
	PENDING				23
LEB Total			4	27	33
PAK	NEGATIVE	347	462	523	392
	PENDING				32
	WILD	79	59	105	83
	WILD & VDPV2	5	3	1	
	VDPV2	8	5	4	
PAK Total		439	529	633	507
SOM	NEGATIVE			34	126
	PENDING				15
	VDPV2			2	13
	VDPV3				10
SOM Total				36	164
SYR	NEGATIVE			4	62
	PENDING				6
SYR Total				4	68
Grand Total		1086	1249	1576	1486

Table 7: Environmental Wild/VDPV isolate by site

Country	COUNTRY	Status	PROVINCE	DISTRICT	Count	First date	Last date			
2017	AFG	WILD	HILMAND	LASHKARGAH	8	26-Apr	26-Dec			
				NAHR-E-SARAJ	1	25-Sep	25-Sep			
				KABUL	1	25-Oct	25-Oct			
				KANDAHAR	18	26-Jan	27-Dec			
				KUNAR	1	25-Dec	25-Dec			
				NANGARHAR	3	24-Sep	26-Dec			
				JALALABAD	10	24-Jan	26-Dec			
				AFG Total	42	24-Jan	27-Dec			
				PAK	WILD	BALOCHISTAN	KABDULLAH	12	1-Jan	15-Oct
							LORALAI	3	17-Sep	17-Nov
	PISHIN	5	2-Jan				2-Oct			
	QUETTA	12	1-Jan				20-Dec			
	ZHOB	1	18-Dec				18-Dec			
	ISLAMABAD	5	10-Feb				10-Jul			
	KHYBER PAKHTUNKHWA	8	10-Jan				11-Dec			
	PUNJAB	1	18-Dec				18-Dec			
	MULTAN	1	9-Jan				9-Jan			
	RAWALPINDI	8	10-Jan				10-Oct			
	JACOBABAD	4	11-Aug				13-Dec			
	KAMBAR	1	15-Aug				15-Aug			
	KHIBALDIA	2	8-Aug				3-Nov			
	KHIGADAP	21	9-Jan	12-Dec						
	KHIGIQBAL	6	3-Feb	10-Oct						
KHIQRANGI	1	16-Oct	16-Oct							
KHILANDHI	7	16-Mar	14-Dec							
KHISITE	5	7-Aug	4-Dec							
SUKKUR	2	11-Apr	19-Sep							
WILD & VDPV2	BALOCHISTAN	KABDULLAH	1	15-Jul	15-Jul					
VDPV2	BALOCHISTAN	PISHIN	1	2-May	2-May					
QUETTA	3	3-Apr	29-May							
PAK Total	110	1-Jan	20-Dec							
SOM	VDPV2	BANADIR	WABERI	2	22-Oct	2-Nov				
SOM Total	2	22-Oct	2-Nov							
2017 Total				154	1-Jan	27-Dec				
2018	AFG	WILD	HILMAND	LASHKARGAH	1	8-Jan	8-Jan			
				HIRAT	1	25-Jun	25-Jun			
				KABUL	3	26-Feb	26-Jun			
				KANDAHAR	21	8-Jan	5-Sep			
				KUNAR	1	24-Apr	24-Apr			
				NANGARHAR	2	28-Jan	25-Feb			
				JALALABAD	11	27-Jan	25-Jul			
				AFG Total	40	8-Jan	5-Sep			
	PAK	WILD	BALOCHISTAN	KABDULLAH	3	1-Jan	17-Sep			
				LORALAI	2	17-Mar	17-Aug			
				QUETTA	6	13-Feb	12-Sep			
				ISLAMABAD	5	10-Jan	10-Sep			
				KHYBER PAKHTUNKHWA	1	31-Mar	31-Mar			
				KOHAT	4	5-Jan	27-Aug			
				PESHAWAR	14	10-Jan	24-Sep			
				DERA GHAZI KHAN	2	12-Feb	12-Sep			
				LAHORE	5	11-Jun	12-Sep			
				RAWALPINDI	9	10-Jan	10-Sep			
				HYDERABAD	1	9-Feb	9-Feb			
				JACOBABAD	3	12-Feb	12-Sep			
				KAMBAR	3	7-Apr	9-Jul			
				KHIBALDIA	2	1-Aug	4-Sep			
				KHIGADAP	11	15-Feb	11-Sep			
KHIGIQBAL	1	13-Sep	13-Sep							
KHILANDHI	3	10-Jan	30-Jul							
KHISITE	2	1-Jan	3-Sep							
SUKKUR	1	8-Feb	8-Feb							
KHILIAQAT	1	7-Mar	7-Mar							
BAJOUR	4	19-May	24-Sep							
PAK Total	83	1-Jan	24-Sep							
SOM	VDPV2	BANADIR	HAMAR WEYN	8	4-Jan	6-Sep				
			HODAN	1	22-Feb	22-Feb				
			WABERI	4	1-Mar	2-Aug				
			HAMAR WEYN	5	8-Mar	5-Apr				
			WABERI	5	8-Mar	23-Aug				
SOM Total	23	4-Jan	6-Sep							
2018 Total				146	1-Jan	24-Sep				



Figure 1: Non Polio AFP Rate and Wild Virus in EMR 01/01/2018 - 07/10/2018

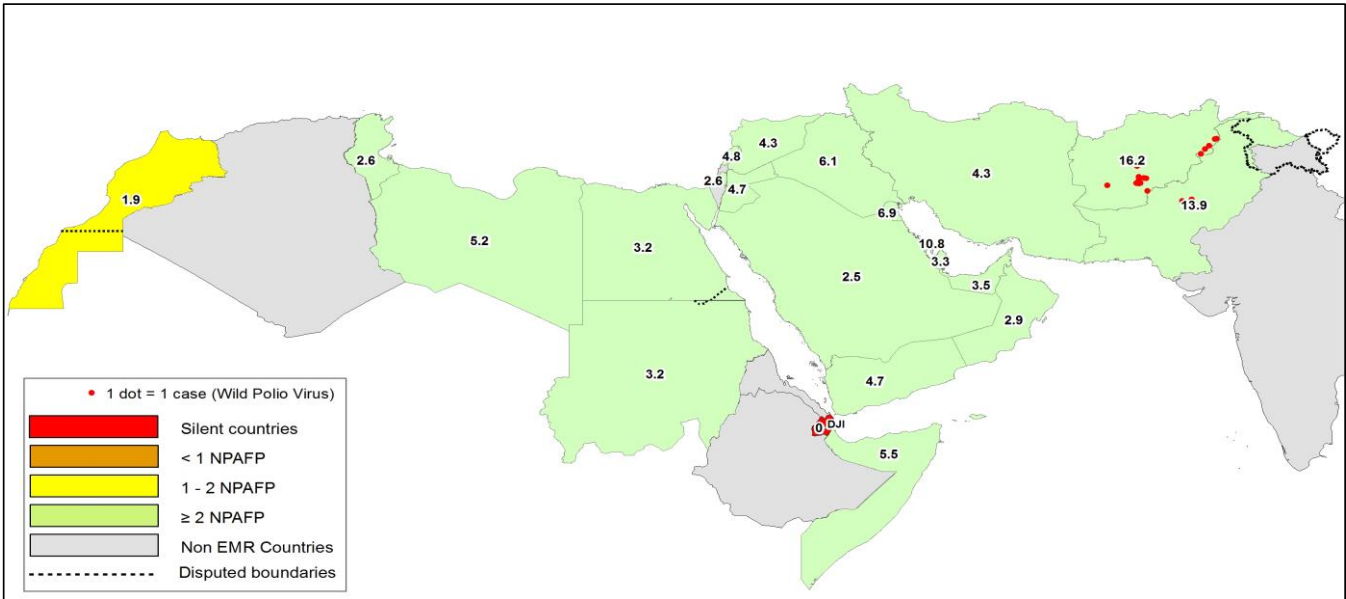


Figure 2: Percent of AFP cases with Adequate Samples & Compatible Cases in EMR 01/01/2018 - 07/10/2018

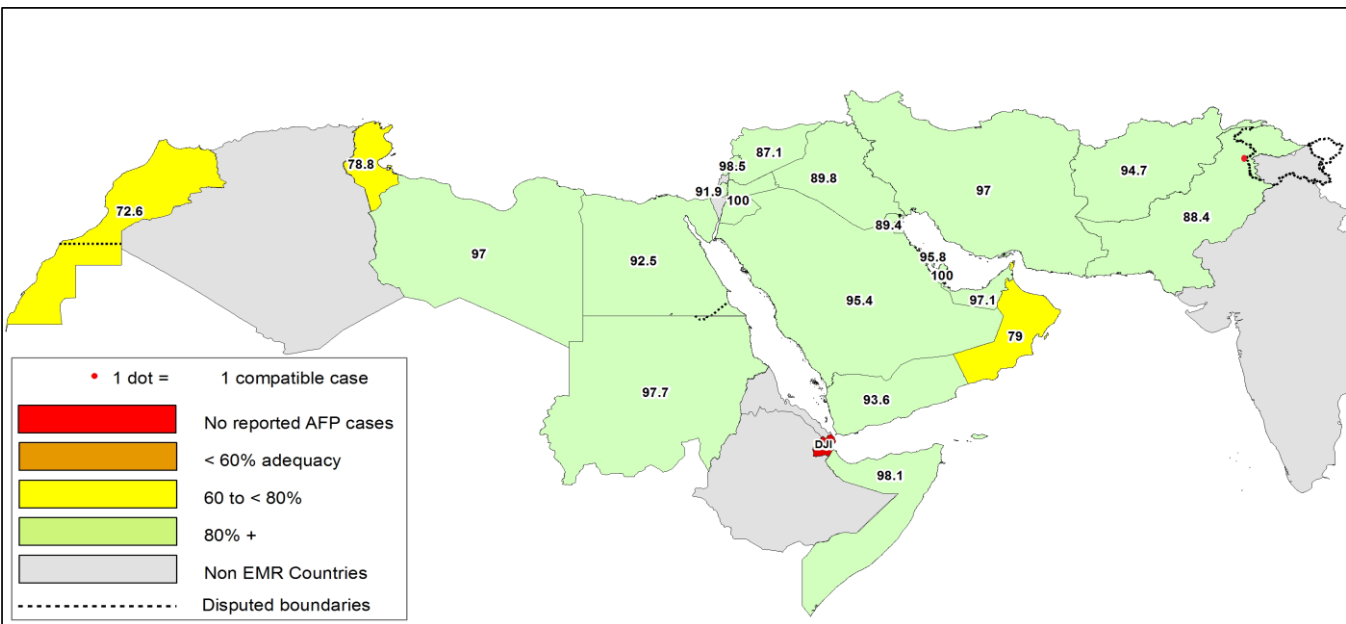


Table 8: Wild polio cases by country and date of onset of paralysis in EMR, 2017 - 2018

Year	COUNTRY	Count	First Case	Last Case
2018	AFG	15	01-01-18	27-08-18
	PAK	4	08-03-18	01-08-18
2018 Total		19	01-01-18	27-08-18
2017	AFG	14	13-01-17	28-12-17
	PAK	8	28-01-17	15-11-17
2017 Total		22	13-01-17	28-12-17

Last reported wild Polio P3 from Pakistan with date of onset 18/04/2012



Figure 3: Non Polio AFP rate by Province in Afghanistan & by District in Pakistan 01/01/2018 - 07/10/2018

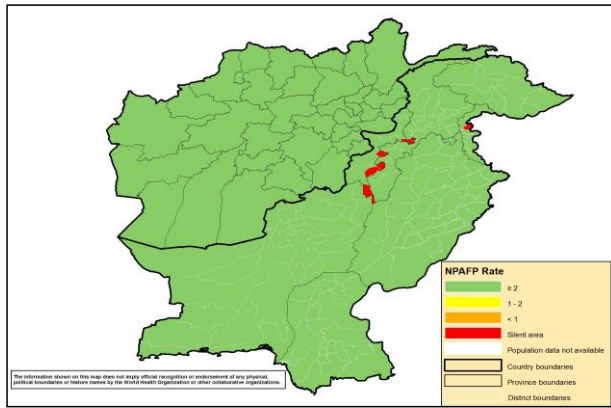


Figure 4: Percent of AFP cases with Adequate Samples in Afghanistan by Province & Pakistan by District 01/01/2018 - 07/10/2018

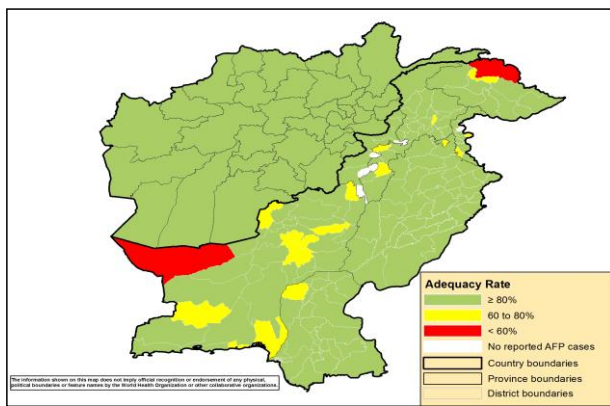
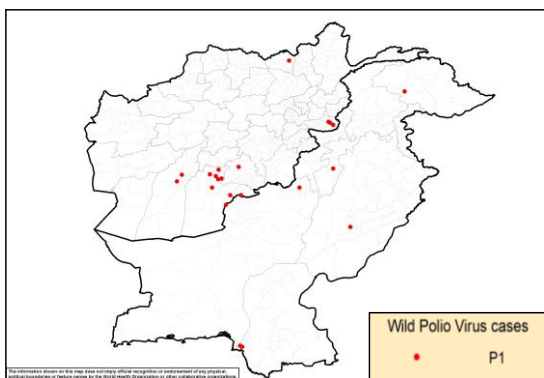
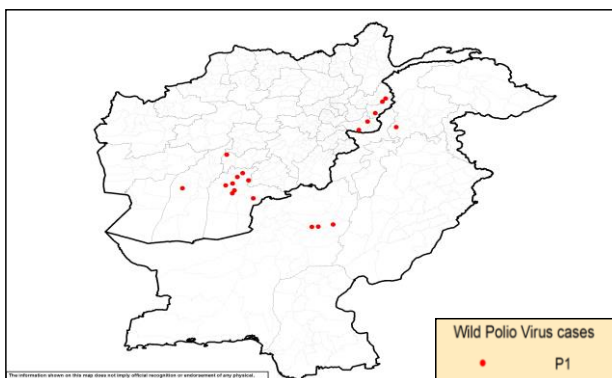


Figure 5: Wild Virus Cases by Type & District in Afghanistan & Pakistan

5a: 01/01/2017 - 31/12/2017



5b: 01/01/2018 - 07/10/2018



**Table 9: Wild Polio cases by district and date of onset of paralysis, Afghanistan 2017-2018**

ONSETYR	PROVINCE	DISTRICT	Count	First case	Last case
2018	KANDAHAR	KANDAHAR	2	11-08-18	27-08-18
		ARGHANDAB (K)	1	17-07-18	17-07-18
		SHAHWALIKOT	3	05-01-18	27-04-18
		KHAKREZ	1	25-02-18	25-02-18
		SPINBOLDAK	1	06-01-18	06-01-18
	NANGARHAR	PACHIERAGAM	1	17-07-18	17-07-18
		KAMA	1	01-01-18	01-01-18
	URUZGAN	SHAHID-E-HASSAS	1	08-07-18	08-07-18
	KUNAR	CHAWKAY	1	22-06-18	22-06-18
		GHAZIABAD	2	14-02-18	03-03-18
	HILMAND	NAD-E-ALI	1	01-06-18	01-06-18
2018 Total			15	01-01-18	27-08-18
2017	KANDAHAR	SPINBOLDAK	1	28-12-17	28-12-17
		SHAHWALIKOT	5	19-06-17	03-12-17
		KANDAHAR	1	13-01-17	13-01-17
	NANGARHAR	MUHMAND DARA	1	05-11-17	05-11-17
		BATIKOT	2	15-09-17	11-10-17
	ZABUL	ARGHANDAB (Z)	1	10-07-17	10-07-17
	HILMAND	NAWZAD	1	16-04-17	16-04-17
		NAHR-E-SARAJ	1	21-01-17	21-01-17
KUNDUZ	DASHT-E-ARCHI	1	21-02-17	21-02-17	
2017 Total			14	13-01-17	28-12-17

Table 10: Wild Polio cases by district and date of onset of paralysis, Pakistan 2017-2018

ONSETYR	PROVINCE	DISTRICT	Count	First case	Last case
2018	KHYBER PAKHTOON	CHARSADA	1	01-08-18	01-08-18
	BALUCHISTAN	DUKKI	3	08-03-18	18-05-18
2018 Total			4	08-03-18	01-08-18
2017	BALUCHISTAN	ZHOB	1	15-11-17	15-11-17
		KABDULAH	2	11-06-17	13-11-17
	SINDH	KHIGADAP	1	09-11-17	09-11-17
		KHIGIQBAL	1	11-08-17	11-08-17
	KHYBER PAKHTOON	LAKKIMRWT	1	21-08-17	21-08-17
	GILGIT BALTISTAN	DIAMER	1	13-02-17	13-02-17
	PUNJAB	LODHRAN	1	28-01-17	28-01-17
2017 Total			8	28-01-17	15-11-17



World Health Organization – Regional Office for Eastern Mediterranean
AFP SURVEILLANCE
Week 40, ending 7 October 2018

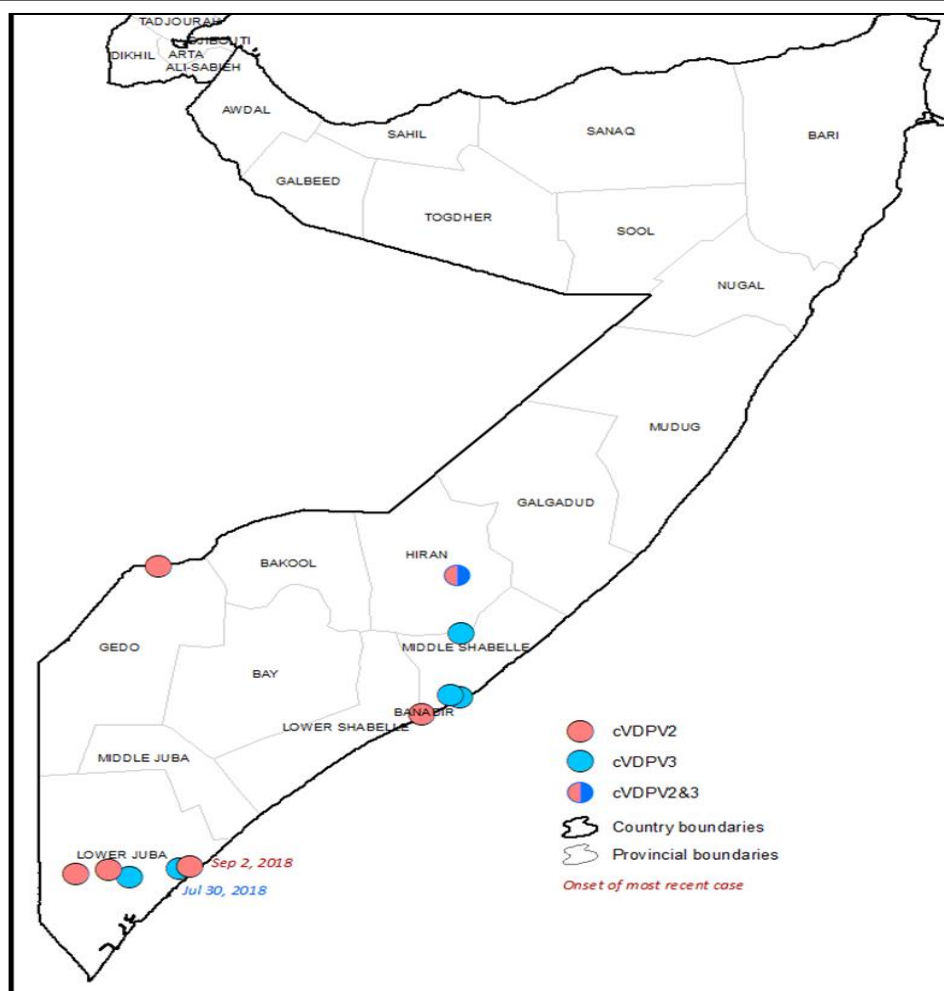
8-Oct-18
Number 1044

Table 11: Circulating VDPV cases and date of onset of paralysis in EMR countries by districts 2017-2018

Year	COUNTRY	PROVINCE	DISTRICT	cVDPV2			cVDPV3		
				Count	First Case	Last Case	Count	First Case	Last Case
2017	SYR	HOMS	TADMOUR	1	10-Jul-17	10-Jul-17			
		DEIR_AL_ZOUR	DEIR ALZOUR	1	30-Jun-17	30-Jun-17			
		DEIR_AL_ZOUR	BOKAMAL	12	25-Jun-17	21-Sep-17			
		DEIR_AL_ZOUR	MAYADEEN	58	5-Mar-17	9-Sep-17			
		RAQUA	THAWRA	1	16-Jun-17	16-Jun-17			
		RAQUA	TALABYAD	1	25-Apr-17	25-Apr-17			
SYR Total				74	5-Mar-17	21-Sep-17			
2017 Total				74	5-Mar-17	21-Sep-17			
2018	SOM	LOWER JUBA	Jamaame West	1	02-Sep-18	02-Sep-18			
			KISMAYO	2	29-Jul-18	30-Jul-18	2	24-Jul-18	27-Jul-18
		MIDDLE SHABELLE	MAHADAY				1	29-Jun-18	29-Jun-18
			WARSHEIKH				2	16-May-18	23-May-18
		BANADIR	DANYILE	1	10-Jul-18	10-Jul-18			
		HIRAN	BULO BURTI	1	11-May-18	11-May-18	1	11-May-18	11-May-18
	GEDO	DOLO	1	26-May-18	26-May-18				
SOM Total				6	11-May-18	2-Sep-18	6	11-May-18	27-Jul-18
2018 Total				6	11-May-18	2-Sep-18	6	11-May-18	27-Jul-18

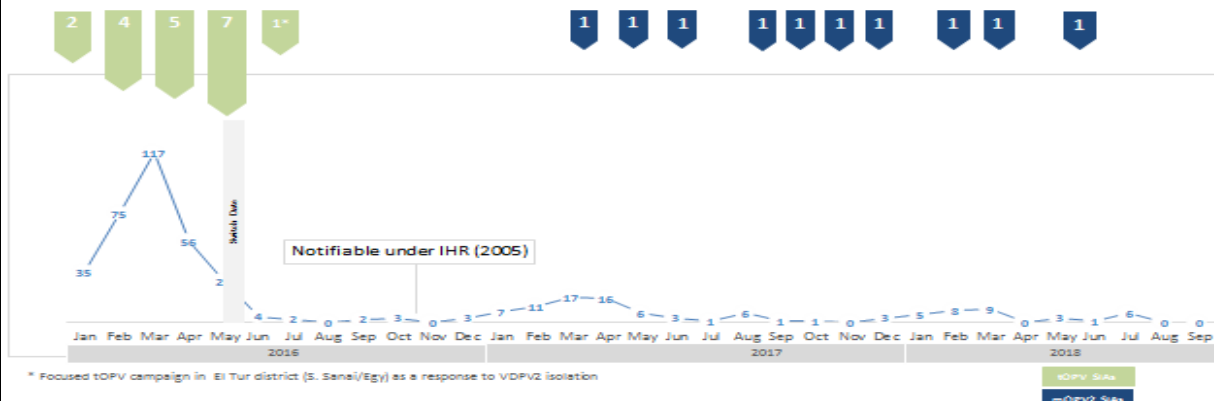
Somalia in 2018 so far has a total of 11 cVDPV cases (5 cVDPV2, 5 cVDPV3 & 1 coinfection cVDPV2/cVDPV3)

Figure 6: Somalia cVDPV cases by type and district 01/01/2018 - 07/10/2018

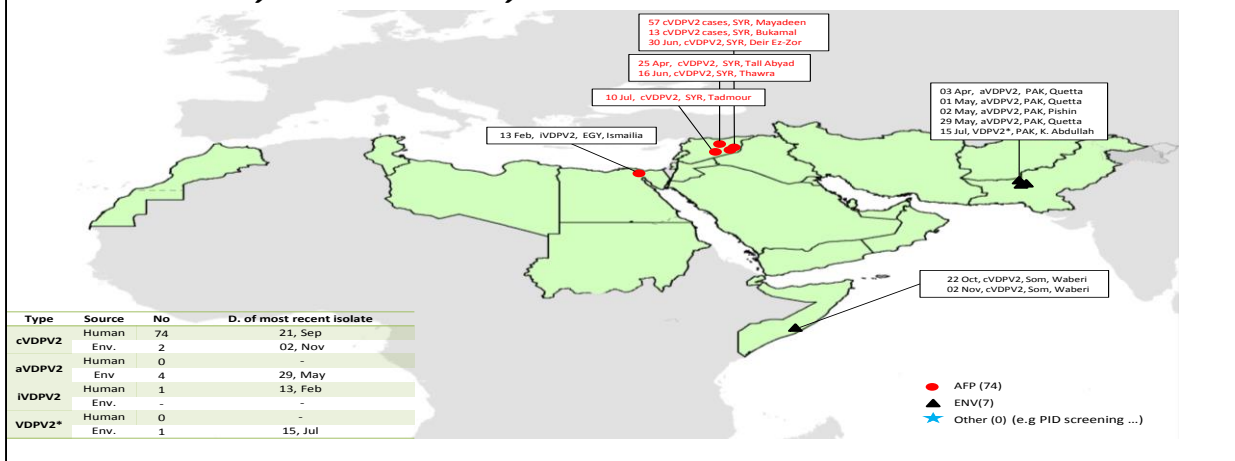




Sabin Like Type-2 Poliovirus Isolates (H & E) EMR, 2016-17-18



VDPV2 isolates, EMR countries, 2017



VDPV2 isolates, EMR countries, 2018

