

## **Highlights of Polio Fax Bulletin No. 1043 for Week 39 2018**

### **I. Poliovirus Transmission**

1. Endemic countries (PAKISTAN & AFGHANISTAN):
  - a. Human samples: One new wild poliovirus type-1 (WPV1) case was reported this week from Afghanistan. Total WPV1 cases for 2018 are 19 cases (15 from Afghanistan and 4 from Pakistan).
    - i. Afghanistan: One new WPV1 reported this week from district Kandahar in Kandahar province, and has date of onset of paralysis on 28 August 2018. The 24-month old female child has received 7 doses of oral polio vaccine (OPV). This brings the total number of WPV1 cases in Afghanistan in 2018 so far to 15 from 11 districts in five provinces (Hilmand-1 case, Kandhar-8 cases, Kunar- 3 cases, Nangarhar-2 cases and Uruzgan-1 case). The most recent reported case has date of onset of paralysis on 28 August 2018.
    - ii. Pakistan: The total number of WPV1 cases in Pakistan in 2018 remains so far four from two infected districts in two provinces (Balochistan-3 cases and Khyber Pakhtunkhwa - 1 case). Date of onset of paralysis of the most recent case is 1 August 2018.
  - b. Environmental samples: Eleven new positive environmental samples for WPV1 reported this week from Afghanistan and Pakistan.
    - i. Afghanistan: Four new positive environmental samples reported this week, all from Kandahar. This brings the total positive environmental samples from Afghanistan in 2018 to 40 to date with most recent positive sample collected on 5 September 2018.
    - ii. Pakistan: Seven new positive environmental samples reported this week one each from Loralai district, Balochistan province; CDA district, Islamabad province; Peshawar district, Khyber Pakhtunkhwa province, Gadap and SITE towns of Karachi in Sindh province; and two from Rawalpindi district from Punjab province. This brings the total positive environmental samples from Pakistan in 2018 so far to 73 to date with most recent positive sample collected on 11 September 2018.

### **II. Outbreak response countries**

1. SOMALIA:
  - cVDPV2:
    - a. No new cVDPV2 cases reported this week. The date of onset of the most recent cVDPV2 is 30 July 2018.
    - b. One new cVDPV2 positive environmental sample was reported this week from Hamar Weyn district, Banadir province with date of specimen collection 23 August 2018. cVDPV2 has been isolated from 12 positive sewage samples in Mogadishu

and date of specimen collection of recent most positive sample is 23 August 2018.

- cVDPV3:
  - a. No new cVDPV3 cases reported this week. The date of onset of the most recent cVDPV3 is 27 July 2018.
  - b. One new cVDPV3 positive environmental sample was reported from Banadir province, district Waberi with date of specimen collection 23 August 2018. cVDPV3 isolated from 10 sewage samples in Mogadishu and date of specimen collection of recent most positive sample is 23 August 2018.

2. SYRIA:

- Total cases of cVDPV2 in 2017 were 74. Date of onset of the recent most case is 21 September 2017. No isolation of cVDPV2 from environmental samples. More than a year has elapsed without any new case.

III. **Other countries:**

1. IRAN

- The pending PV1-discordant from an AFP case has been finally reported to be VDPV1 pending further field, clinical and immunological investigations for final classification. Few more isolates from the afore-said case are under investigation
- The pending PV1-discordant from environmental sample has final results reflecting Sabin-like poliovirus type1 (SL1). It requires no further action.

IV. **Surveillance performance indicators**

1. Nineteen of 22 member states are meeting the global target of both key surveillance indicators, namely non polio AFP rate of 2 per 100,000 children aged below 15 years and percent AFP cases with adequate specimen 80% and above.
  - Djibouti is missing both indicators. Djibouti, did not report any AFP case since April 2017
  - Morocco has a percentage of AFP cases with adequate stool specimens of 72.6%
  - Oman has a percentage of AFP cases with adequate stool specimens of 78.9%
2. Yemen has the highest number of 2017 AFP cases, which are not yet finally classified (73). Also Somalia has one pending case from 2017.



## World Health Organization – Regional Office for Eastern Mediterranean

## AFP SURVEILLANCE

Week 39, ending 30 September 2018

1-Oct-18

Number 1043

Table 1: Acute Flaccid Paralysis (AFP) cases by week of onset

Country	Reported AFP cases by week of onset - Week (39/18) / Ending on : 30/09/2018														
	Total AFP 2016	Total AFP 2017	Total AFP to date, 2018	W28 15 Jul 18	W29 22 Jul 18	W30 29 Jul 18	W31 05 Aug 18	W32 12 Aug 18	W33 19 Aug 18	W34 26 Aug 18	W35 02 Sep 18	W36 09 Sep 18	W37 16 Sep 18	W38 23 Sep 18	W39 30 Sep 18
Afghanistan	2905	3094	2451	71	74	62	73	52	32	49	62	52	74	50	4
Bahrain	14	18	23	0	0	0	0	1	1	0	1	1	0	0	0
Djibouti	3	4	0	0	0	0	0	0	0	0	0	0	0	0	0
Egypt	1092	1242	939	18	22	18	21	22	11	21	21	20	27	28	3
Iran	776	820	622	14	12	20	20	23	11	13	13	22	6	0	0
Iraq	605	699	697	21	25	20	13	13	6	13	10	18	22	6	2
Jordan ****	107	116	99	5	1	1	2	1	0	0	1	4	3	1	
Kuwait	50	69	47	0	0	0	1	1	0	1	0	0	1	0	0
Lebanon ****	111	75	68	1	2	1	2	2	2	2	1	0	2	2	
Libya	70	88	97	0	0	3	6	2	1	5	4	4	3	2	
Morocco	84	143	135	4	5	2	1	1	3	1	1	6	2	4	2
Oman	39	40	19	0	1	0	1	0	0	0	0	1	2	2	0
Pakistan	7848	10319	8174	201	190	226	256	243	167	194	220	220	150	46	0
Palestine ****	46	43	35	1	2	0	1	0	3	0	1	1	0		
Qatar	9	18	9	0	0	0	0	0	0	0	0	0	0	0	0
Saudi Arabia	273	276	149	1	3	8	4	3	1	2	6	5	3	1	1
Somalia	316	345	262	6	5	12	7	6	3	6	13	9	3	7	1
Sudan	509	570	426	10	20	11	13	6	5	7	15	11	7	8	0
Syria ****	303	362	252	3	4	6	11	3	1	5	4	4	6	2	
Tunisia	90	67	51	0	0	1	1	0	0	2	1	0	0	0	
U.A.E	42	58	33	1	1	1	0	0	1	1	1	0	1	0	0
Yemen	715	713	493	10	7	5	19	11	7	9	14	10	6	0	
<b>Total EMR</b>	<b>16007</b>	<b>19179</b>	<b>15081</b>	<b>367</b>	<b>374</b>	<b>397</b>	<b>452</b>	<b>390</b>	<b>255</b>	<b>331</b>	<b>389</b>	<b>388</b>	<b>318</b>	<b>159</b>	<b>13</b>

□ No data = No report received

Table 2: Confirmed polio cases by month of onset

Country	Total year 2016	Total year 2017	30/09		Confirmed polio cases by month of onset											
			2017	2018	October 2017	November 2017	December 2017	January 2018	February 2018	March 2018	April 2018	May 2018	June 2018	July 2018	August 2018	September 2018
Afghanistan	13	14	7	15	3	2	2	3	3	1	1	0	2	3	2	
Bahrain	0	0	0	0	0	0	0	0	0	0	0	0	0	0	0	
Djibouti	0	0	0	0	0	0	0	0	0	0	0	0	0	0	0	
Egypt	0	0	0	0	0	0	0	0	0	0	0	0	0	0	0	
Iran	0	0	0	0	0	0	0	0	0	0	0	0	0	0	0	
Iraq	0	0	0	0	0	0	0	0	0	0	0	0	0	0	0	
Jordan ****	0	0	0	0	0	0	0	0	0	0	0	0	0	0	0	
Kuwait	0	0	0	0	0	0	0	0	0	0	0	0	0	0	0	
Lebanon ****	0	0	0	0	0	0	0	0	0	0	0	0	0	0	0	
Libya	0	0	0	0	0	0	0	0	0	0	0	0	0	0	0	
Morocco	0	0	0	0	0	0	0	0	0	0	0	0	0	0	0	
Oman	0	0	0	0	0	0	0	0	0	0	0	0	0	0	0	
Pakistan	20	8	5	4	0	3	0	0	0	1	1	1	0	0	1	
Palestine ****	0	0	0	0	0	0	0	0	0	0	0	0	0	0	0	
Qatar	0	0	0	0	0	0	0	0	0	0	0	0	0	0	0	
Saudi Arabia	0	0	0	0	0	0	0	0	0	0	0	0	0	0	0	
Somalia	0	0	0	0	0	0	0	0	0	0	0	0	0	0	0	
Sudan	0	0	0	0	0	0	0	0	0	0	0	0	0	0	0	
Syria ****	0	0	0	0	0	0	0	0	0	0	0	0	0	0	0	
Tunisia	0	0	0	0	0	0	0	0	0	0	0	0	0	0	0	
U.A.E	0	0	0	0	0	0	0	0	0	0	0	0	0	0	0	
Yemen	0	0	0	0	0	0	0	0	0	0	0	0	0	0	0	
<b>Total EMR</b>	<b>33</b>	<b>22</b>	<b>12</b>	<b>19</b>	<b>3</b>	<b>5</b>	<b>2</b>	<b>3</b>	<b>3</b>	<b>2</b>	<b>2</b>	<b>1</b>	<b>2</b>	<b>3</b>	<b>3</b>	<b>0</b>

\*\*\*\* UNRWA cases are included with those of country of residence



Table 3: Investigation of AFP cases with paralysis onset in 2017 & 2018 up to Week (39/18) / Ending on : 30/09/2018)

COUNTRY	2017											2018											Latest line List Date			
	AFP									Specimen	Wild cases ****		AFP									Specimen		Wild cases ****		
	Total AFP cases onset 2017	Case classification					Non polio AFP rate **	AFP cases pending classification > 90 days from onset of paralysis	AFP cases pending classification and lab > 90 days from onset of paralysis		% with *** adequate specimens	Wild P1 Poliovirus	Wild P3 Poliovirus	Total AFP cases onset 2018	Case classification					Annualized Non polio AFP rate **	AFP cases pending classification > 90 days from onset of paralysis			AFP cases pending classification and lab > 90 days from onset of paralysis	% with *** adequate specimens	Wild P1 Poliovirus
		Total Confirmed Polio Cases *	Polio Compatible	Pending Classification	Discarded (non polio AFP)	VDPV				Total Confirmed Polio Cases *					Polio Compatible	Pending Classification	Discarded (non polio AFP)	VDPV								
Afghanistan	3094	14	0	0	3080	1	15.2	0	0	93.5	14	0	2451	15	0	209	2227	0	16.1	10	2	94.7	15	0	30-09-2018	
Bahrain	18	0	0	0	18	0	6.2	0	0	100.0	0	0	23	0	0	6	17	0	10.6	2	0	95.7	0	0	30-09-2018	
Djibouti	4	0	0	0	4	0	1.3	0	0	100.0	0	0	0	0	0	0	0	0.0	0	0				0	0	16-09-2018
Egypt	1242	0	0	0	1240	2	3.3	0	0	94.4	0	0	939	0	0	96	843	0	3.3	4	0	91.1	0	0	27-09-2018	
Iran	820	0	0	0	820	0	4.3	0	0	96.7	0	0	622	0	0	23	599	1	4.3	1	0	96.5	0	0	30-09-2018	
Iraq	699	0	0	0	699	0	4.7	0	0	86.7	0	0	697	0	0	73	624	0	6.1	9	1	89.8	0	0	28-09-2018	
Jordan	116	0	0	0	116	0	4.2	0	0	100.0	0	0	99	0	0	9	90	0	4.7	0	0	100.0	0	0	27-09-2018	
Kuwait	69	0	0	0	69	0	7.5	0	0	92.8	0	0	47	0	0	1	46	0	7.1	0	0	89.4	0	0	30-09-2018	
Lebanon	75	0	0	0	75	0	4.0	0	0	80.0	0	0	68	0	0	4	64	0	4.9	0	0	98.5	0	0	28-09-2018	
Libya	88	0	0	0	88	0	4.3	0	0	96.6	0	0	97	0	0	11	86	0	5.2	1	1	96.9	0	0	29-09-2018	
Morocco	143	0	0	0	143	0	1.3	0	0	67.1	0	0	135	0	0	42	93	0	2.0	19	0	72.6	0	0	28-09-2018	
Oman	40	0	0	0	40	0	4.5	0	0	90.0	0	0	19	0	0	5	14	0	2.9	0	0	78.9	0	0	30-09-2018	
Pakistan	10319	8	2	4	10305	0	13.2	0	0	85.6	8	0	8174	4	1	600	7569	0	14.0	122	0	88.5	4	0	30-09-2018	
Palestine	43	0	0	0	43	0	2.3	0	0	97.7	0	0	35	0	0	9	26	0	2.5	0	0	91.4	0	0	16-09-2018	
Qatar	18	0	0	0	18	0	6.1	0	0	100.0	0	0	9	0	0	3	6	0	3.4	2	0	100.0	0	0	23-09-2017	
Saudi Arabia	276	0	0	0	276	0	3.5	0	0	98.9	0	0	149	0	0	46	103	0	2.5	4	0	95.3	0	0	30-09-2018	
Somalia	345	0	0	1	344	0	6.0	1	1	99.1	0	0	262	0	0	17	235	10	5.5	1	1	98.1	0	0	22-09-2018	
Sudan	570	0	0	0	570	0	3.2	0	0	96.3	0	0	426	0	0	19	407	0	3.2	0	0	97.9	0	0	30-09-2018	
Syria	362	0	1	0	287	74	4.7	0	0	80.9	0	0	252	0	0	14	238	0	4.4	1	0	86.9	0	0	29-09-2018	
Tunisia	67	0	0	0	67	0	2.5	0	0	74.6	0	0	51	0	0	5	46	0	2.6	0	0	80.4	0	0	28-09-2018	
U.A.E	58	0	0	0	58	0	5.7	0	0	98.3	0	0	33	0	0	4	29	0	3.5	0	0	97.0	0	0	30-09-2018	
Yemen	713	0	0	73	640	0	5.2	73	58	90.2	0	0	493	0	0	425	68	0	4.7	313	292	93.5	0	0	29-09-2018	
EMR	19179	22	3	78	19000	77	7.7	74	59	88.9	22	0	15081	19	1	1621	13430	11	8.0	489	297	90.7	19	0		
2016	16008	33	5	1	15961	8	6.4	0	0	89.6	33	0														

\* Confirmed polio cases refer to wild isolation from AFP cases or from contacts of negative index AFP cases

\*\* Non-polio AFP per 100,000 children <15 years

\*\*\* Adequate here refers to two stool specimens collected at least 24 hours apart, within 14 days of paralysis onset and specimens received in the lab in Good Condition

\*\*\*\* AFP cases co infected with P1 and P3 are counted separately as wild isolates



World Health Organization – Regional Office for Eastern Mediterranean  
AFP SURVEILLANCE  
Week 39, ending 30 September 2018

1-Oct-18  
Number 1043

Table 4 (a): Lab results of contacts' samples in EMR, 2017 - 2018

COUNTRY	2017						2018					
	# OF CONTACTS	LAB RESULTS					# OF CONTACTS	LAB RESULTS				
		WILD	VDPV	SL	NPEV	PENDING		WILD	VDPV	SL	NPEV	PENDING
AFG	1424	1	0	88	347	0	684	4	0	35	146	15
BAH	2	0	0	0	0	0	2	0	0	0	0	0
DJI	0	0	0	0	0	0	0	0	0	0	0	0
EGY	450	0	0	9	63	18	351	0	0	10	43	19
IRN	143	0	0	5	1	0	112	0	0	2	4	0
IRQ	698	0	0	18	101	16	571	0	0	17	67	44
JOR	2	0	0	0	0	0	0	0	0	0	0	0
KUW	8	0	0	0	0	2	0	0	0	0	0	0
LEB	92	0	0	2	3	21	203	0	0	3	15	26
LIB	4	0	0	0	0	1	0	0	0	0	0	0
MOR	87	0	0	0	7	0	70	0	0	0	5	8
OMA	115	0	0	1	24	1	44	0	0	0	10	0
PAK	3758	2	0	234	897	0	2956	1	0	135	636	108
PAL	0	0	0	0	0	0	0	0	0	0	0	0
QAT	0	0	0	0	0	0	0	0	0	0	0	0
SAA	0	0	0	0	0	0	5	0	0	0	0	5
SOM	1035	0	0	37	113	4	779	0	9	31	80	90
SUD	385	0	0	6	32	46	286	0	0	2	21	93
SYR	570	0	63	3	11	0	485	0		3	7	28
TUN	26	0	0	0	0	0	12	0	0	0	0	0
UAE	2	0	0	0	0	0	0	0	0	0	0	0
YEM	1737	0	0	43	114	667	1048	0	0	0	0	1048
<b>EMR</b>	<b>10538</b>	<b>3</b>	<b>63</b>	<b>446</b>	<b>1713</b>	<b>776</b>	<b>7608</b>	<b>5</b>	<b>9</b>	<b>238</b>	<b>1034</b>	<b>1484</b>

Table 4 (B): Most recent wild contacts in EMRO, 2017 - 2018

Year	Country	Data	
		Count of wild contacts	Date of Most Recent stool collection
2018	Afghanistan	4	07-08-18
	Pakistan	1	08-05-18
<b>2018 Total</b>		<b>5</b>	<b>07-08-18</b>
2017	Pakistan	2	04-12-17
	Afghanistan	1	21-05-17
<b>2017 Total</b>		<b>3</b>	<b>04-12-17</b>

Table 4 (C): Number and distribution by district of -ve index AFP cases identified as wild positive by contact in EMR, 2017-2018

YEAR	COUNTRY	PROVINCE	DISTRICT	COUNT	First case	Last case
2018	AFG	NANGARHAR	PACHIERAGAM	1	17-07-18	17-07-18
		URUZGAN	SHAHID-E-HASSA	1	08-07-18	08-07-18
	PAK	BALUCHISTAN	DUKKI	1	15-04-18	15-04-18
<b>2018 Total</b>				<b>3</b>	<b>15-04-18</b>	<b>17-07-18</b>
2017	AFG	HILMAND	NAWZAD	1	16-04-17	16-04-17
	<b>2017 Total</b>				<b>1</b>	<b>16-04-17</b>



AFP SURVEILLANCE

Week 39, ending 30 September 2018

1-Oct-18

Number 1043

**Table 5: Laboratory investigation of AFP cases with paralysis onset in 2018 up to Week (39/18) / Ending on : (30/09/2018)**

Country	Polio laboratories  Sequencing performed by EGY, PAK, TUN, CDC and RIVM laboratories	AFP cases with specimens	Preliminary virus isolation results of AFP cases						Poliovirus intratypic differentiation results #										Indicators				Latest report Date		
			Referred for ITD		NPEV only	Negative	Pending		Type 1			Type 2			Type 3		Discordant pending sequence	NPEV by PCR	Non-EV	Pending ITD	% specimens positive for NPEV	% AFP cases with culture results within 14 days		% AFP cases with ITD results within 7 days	% AFP cases with ITD results within 45 days of onset**
			L20B+	L20B+/NPEV			received < / = 14 days	received > 14 days ago	Wild	Sabin	VPV	Wild	Sabin	VPV	Wild	Sabin									
Afghanistan	RRL Pakistan	2382	169	20	433	1649	108	3	13	130						119				17%	88%	100%	98%	29/09/2018	
Bahrain	PNL Oman	23			1	19	3													4%	100%		45%	24/09/2018	
Djibouti	NPL Kenya																							16/09/2018	
Egypt***	RRL Egypt	902	26	6	117	699	42	12		14						16		6		12%	94%	100%	99%	27/09/2018	
Iran	NPL Iran	630	13		17	584	7	9		7	1					5		1		2%	100%	100%	99%	29/09/2018	
Iraq	RRL Egypt	699	17		78	555	36	13		10										12%	100%	100%	71%	27/09/2018	
Jordan	RRL EGYPT	98	4		5	88	1			2						3				8%	100%	100%	100%	30/09/2018	
Kuwait	RRL Kuwait	47	1		4	40	1	1										1		6%	96%		98%	30/09/2018	
Lebanon	NPL Jordan	73	2		4	63	3	1		2						2				8%	100%	100%	50%	30/09/2018	
Libya	RRL Tunisia	92	1		8	72	4	7								1				10%	100%	100%	98%	21/09/2018	
Morocco	NPL Morocco	118			2	105	9	2												3%	93%		93%	28/09/2018	
Oman	NPL Oman	20			2	16	2													18%	89%		100%	24/09/2018	
Pakistan	RRL Pakistan	8056	315	27	1702	5668	338	4	3	202						240		9		18%	89%	99%	97%	29/09/2018	
Palestine & UNRWA		35			5	26		4												16%	65%		100%	16/09/2018	
Qatar	NPL Oman	9			1	8														11%	88%		100%	24/09/2018	
Saudi Arabia	NPL Oman	151	2		2	140	7									2				1%	99%	50%	100%	30/09/2018	
Somalia	NPL Kenya	262	26	1	21	198	10	6		9		4	5 #		10	6 #			1	9%	15%		100%	22/09/2018	
Sudan	RRL Egypt	432	5		41	370	16			4					1		1			11%	95%	100%	83%	30/09/2018	
Syria	RRL Egypt	252	3		7	232	8	2		1					2					3%	100%	100%	50%	26/09/2018	
Tunisia	RRL Tunisia	59			2	57														2%	98%		97%	21/09/2018	
U.A.E	NPL Oman	29			4	25														12%	86%		90%	24/09/2018	
Yemen	NPL Kenya																							29/09/2018	
<b>Total EMR 2018</b>		14369	584	54	2456	10614	595	64	16	381	1	4	5		410	6	1	16	2	15%	90%	99%	97%		
<b>Total EMR 2017</b>		13527	558	50	2219	10038	608	55	15	369	1	4	4		394	3	1	12	1	15%	89%	99%	97%		

\* Specimens from all sources including non-AFP cases, excluding environmental samples

\* In 2017, 41 cVDPV2 were isolated from Syria by other Global Polio Laboratories Network (GPLN) Syria reported a total of 74 cVDPV2 cases in 2017 out of which 8 were identified by positive contacts

# Somalia in 2018 so far has a total of 10 cVDPV cases (4 cVDPV2, 5 cVDPV3 & 1 coinfection cVDPV2/cVDPV3)

\*\* This indicator reflects surveillance and laboratory activities



Table 6: Environmental isolate by year and type

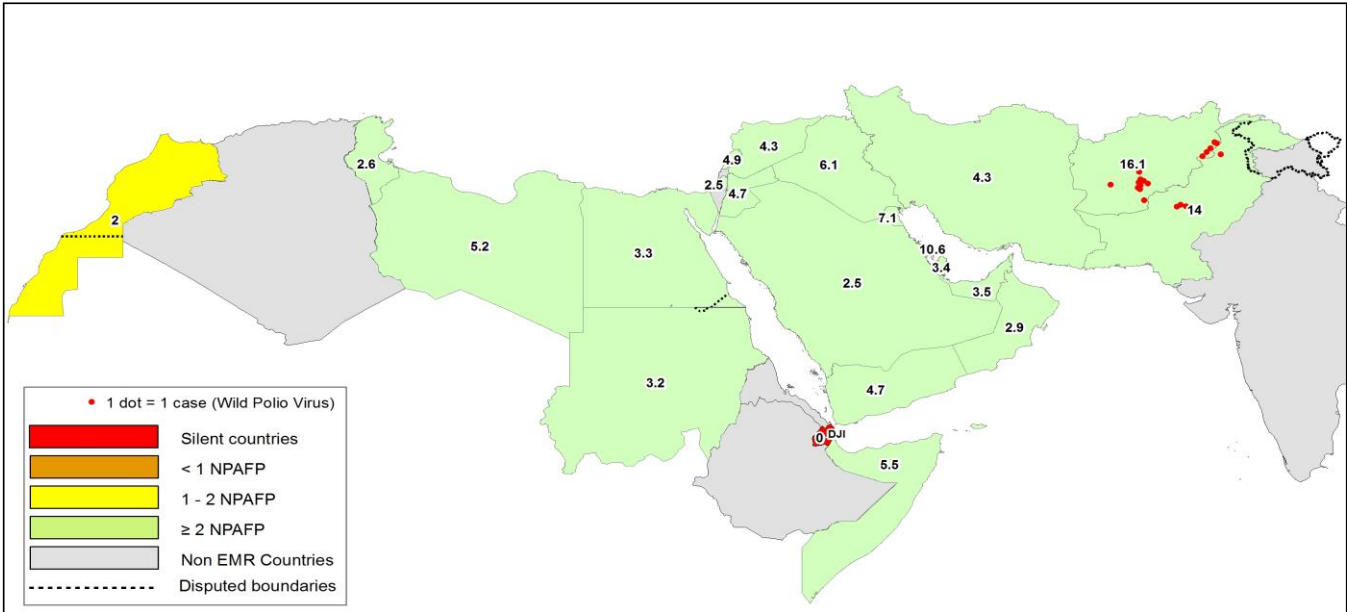
Country	Status	2015	2016	2017	2018
AFG	NEGATIVE	129	183	274	189
	PENDING				11
	WILD	20	2	42	40
<b>AFG Total</b>		<b>149</b>	<b>185</b>	<b>316</b>	<b>240</b>
EGY	NEGATIVE	495	528	522	380
	PENDING				16
	VDPV2	3	1		
<b>EGY Total</b>		<b>498</b>	<b>529</b>	<b>522</b>	<b>396</b>
IRN	NEGATIVE			6	34
	PENDING				2
<b>IRN Total</b>				<b>6</b>	<b>36</b>
JOR	NEGATIVE		2	32	15
	PENDING				11
<b>JOR Total</b>			<b>2</b>	<b>32</b>	<b>26</b>
LEB	NEGATIVE		4	27	10
	PENDING				23
<b>LEB Total</b>			<b>4</b>	<b>27</b>	<b>33</b>
PAK	NEGATIVE	347	462	523	391
	PENDING				33
	WILD	79	59	105	73
	WILD & VDPV2	5	3	1	
	VDPV2	8	5	4	
<b>PAK Total</b>		<b>439</b>	<b>529</b>	<b>633</b>	<b>497</b>
SOM	NEGATIVE			34	123
	PENDING				14
	VDPV2			2	12
	VDPV3				10
<b>SOM Total</b>			<b>36</b>	<b>159</b>	
SYR	NEGATIVE			4	57
	PENDING				7
<b>SYR Total</b>			<b>4</b>	<b>64</b>	
<b>Grand Total</b>		<b>1086</b>	<b>1249</b>	<b>1576</b>	<b>1451</b>

Table 7: Environmental Wild/VDPV isolate by site

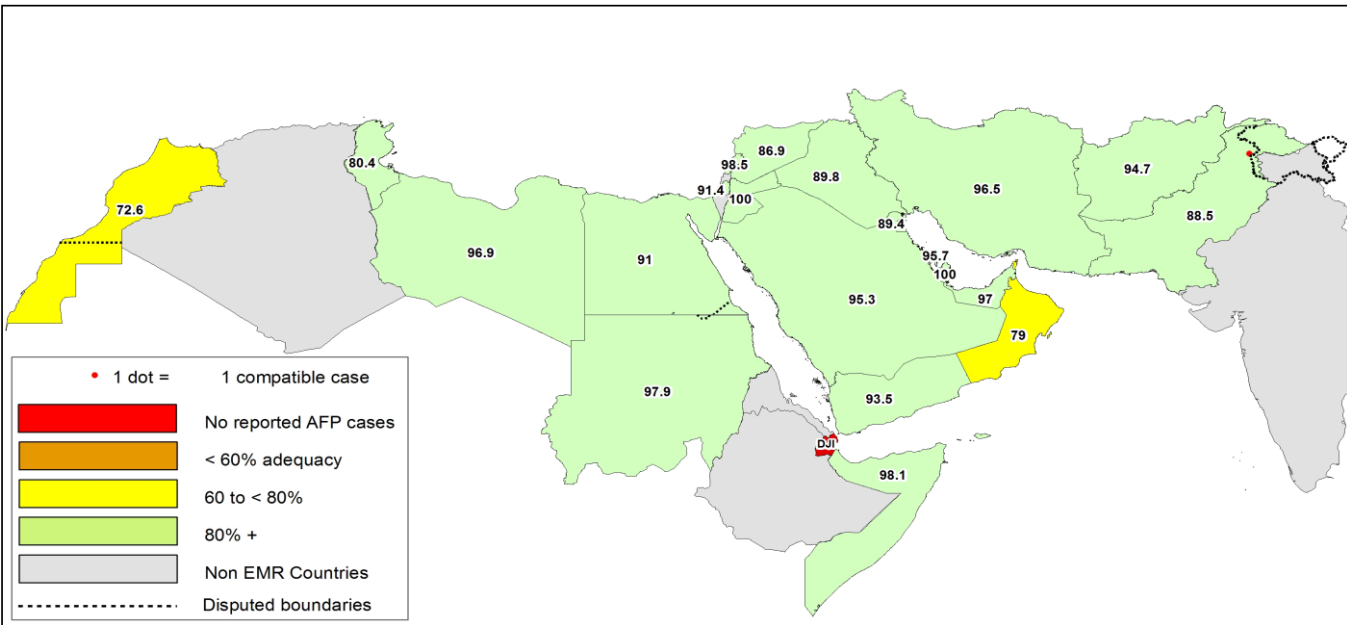
Country	COUNTRY	Status	PROVINCE	DISTRICT	Count	First date	Last date			
2017	AFG	WILD	HILMAND	LASHKARGAH	8	26-Apr	26-Dec			
				NAHR-E-SARAJ	1	25-Sep	25-Sep			
				KABUL	1	25-Oct	25-Oct			
				KANDAHAR	18	26-Jan	27-Dec			
				ASADABAD	1	25-Dec	25-Dec			
				BEHSUD	3	24-Sep	26-Dec			
			JALALABAD	10	24-Jan	26-Dec				
				<b>AFG Total</b>	<b>42</b>	<b>24-Jan</b>	<b>27-Dec</b>			
				PAK	WILD	BALOCHISTAN	KABDULLAH	12	1-Jan	15-Oct
							LORALAI	3	17-Sep	17-Nov
							PISHIN	5	2-Jan	2-Oct
	QUETTA	12	1-Jan				20-Dec			
	ZHOB	1	18-Dec				18-Dec			
	CDA	5	10-Feb				10-Jul			
	ISLAMABAD	KHYBER PAKHTUNKHWA	PESHAWAR			8	10-Jan	11-Dec		
			PUNJAB			LAHORE	1	18-Dec	18-Dec	
						MULTAN	1	9-Jan	9-Jan	
	SINDH	RAWALPINDI	8			10-Jan	10-Oct			
		JACOBABAD	4			11-Aug	13-Dec			
		KAMBAR	1			15-Aug	15-Aug			
		KHIBALDIA	2	8-Aug	3-Nov					
		KHIGADAP	21	9-Jan	12-Dec					
		KHIGQBAL	6	3-Feb	10-Oct					
KHILANDHI	KHIKORANGI	1	16-Oct	16-Oct						
	KHILANDHI	7	16-Mar	14-Dec						
	KHISITE	5	7-Aug	4-Dec						
	SUKKUR	2	11-Apr	19-Sep						
	WILD & VDPV2	BALOCHISTAN	KABDULLAH	1	15-Jul	15-Jul				
			PISHIN	1	2-May	2-May				
	VDPV2	BALOCHISTAN	QUETTA	3	3-Apr	29-May				
<b>PAK Total</b>			<b>110</b>	<b>1-Jan</b>	<b>20-Dec</b>					
SOM	VDPV2	BANADIR	WABERI	2	22-Oct	2-Nov				
			<b>SOM Total</b>	<b>2</b>	<b>22-Oct</b>	<b>2-Nov</b>				
<b>2017 Total</b>				<b>154</b>	<b>1-Jan</b>	<b>27-Dec</b>				
2018	AFG	WILD	HILMAND	LASHKARGAH	1	8-Jan	8-Jan			
				HERAT	1	25-Jun	25-Jun			
				KABUL	3	26-Feb	26-Jun			
				KANDAHAR	21	8-Jan	5-Sep			
				ASADABAD	1	24-Apr	24-Apr			
				BEHSUD	2	28-Jan	25-Feb			
			JALALABAD	11	27-Jan	25-Jul				
				<b>AFG Total</b>	<b>40</b>	<b>8-Jan</b>	<b>5-Sep</b>			
				PAK	WILD	BALOCHISTAN	KABDULLAH	1	1-Jan	1-Jan
							LORALAI	2	17-Mar	17-Aug
							QUETTA	5	13-Feb	28-Jul
	CDA	5	10-Jan				10-Sep			
	KHYBER PAKHTUNKHWA	BANNU	1				31-Mar	31-Mar		
		KOHAT	4				5-Jan	27-Aug		
	PUNJAB	PESHAWAR	13			10-Jan	10-Sep			
		DERA GHAZI KHAN	1			12-Feb	12-Feb			
		LAHORE	3			11-Jun	11-Aug			
		RAWALPINDI	9			10-Jan	10-Sep			
		HYDERABAD	1			9-Feb	9-Feb			
		JACOBABAD	2			12-Feb	7-Mar			
	KAMBAR	KHIBALDIA	2	1-Aug	4-Sep					
		KHIGADAP	11	15-Feb	11-Sep					
		KHILANDHI	3	10-Jan	30-Jul					
KHISITE		2	1-Jan	3-Sep						
SUKKUR		1	8-Feb	8-Feb						
KHILIAQAT		1	7-Mar	7-Mar						
BAJOUR		3	19-May	29-Aug						
<b>PAK Total</b>	<b>73</b>	<b>1-Jan</b>	<b>11-Sep</b>							
SOM	VDPV2	BANADIR	HAMAR WEYN	7	4-Jan	23-Aug				
			HODAN	1	22-Feb	22-Feb				
			WABERI	4	1-Mar	2-Aug				
			HAMAR WEYN	5	8-Mar	5-Apr				
			WABERI	5	8-Mar	23-Aug				
VDPV3	BANADIR	WABERI	5	8-Mar	23-Aug					
		<b>SOM Total</b>	<b>22</b>	<b>4-Jan</b>	<b>23-Aug</b>					
<b>2018 Total</b>				<b>135</b>	<b>1-Jan</b>	<b>11-Sep</b>				



**Figure 1: Non Polio AFP Rate and Wild Virus in EMR 01/01/2018 - 30/09/2018**



**Figure 2: Percent of AFP cases with Adequate Samples & Compatible Cases in EMR 01/01/2018 - 30/09/2018**



**Table 8: Wild polio cases by country and date of onset of paralysis in EMR, 2017 - 2018**

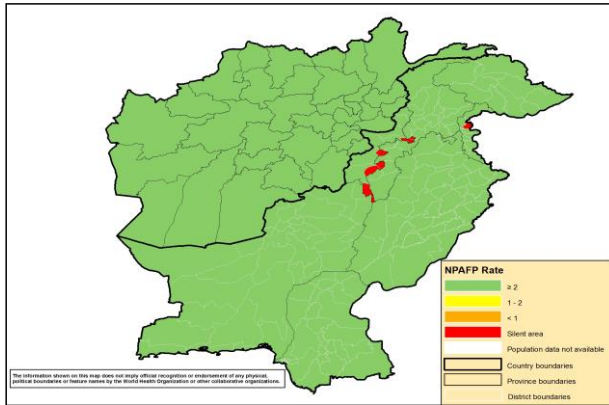
Year	COUNTRY	Count	First Case	Last Case
2018	AFG	15	01-01-18	27-08-18
	PAK	4	08-03-18	01-08-18
<b>2018 Total</b>		<b>19</b>	<b>01-01-18</b>	<b>27-08-18</b>
2017	AFG	14	13-01-17	28-12-17
	PAK	8	28-01-17	15-11-17
<b>2017 Total</b>		<b>22</b>	<b>13-01-17</b>	<b>28-12-17</b>

**Last reported wild Polio P3 from Pakistan with date of onset 18/04/2012**

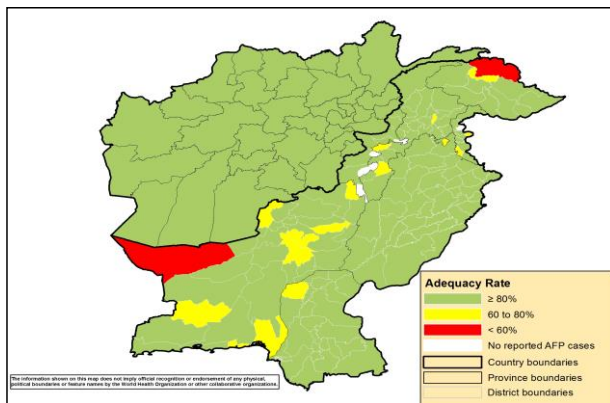




**Figure 3: Non Polio AFP rate by Province in Afghanistan & by District in Pakistan 01/01/2018 - 30/09/2018**

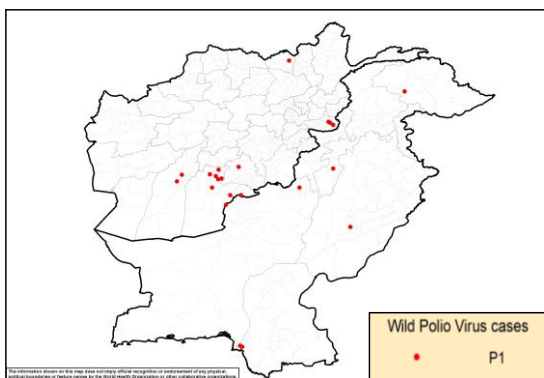


**Figure 4: Percent of AFP cases with Adequate Samples in Afghanistan by Province & Pakistan by District 01/01/2018 - 30/09/2018**

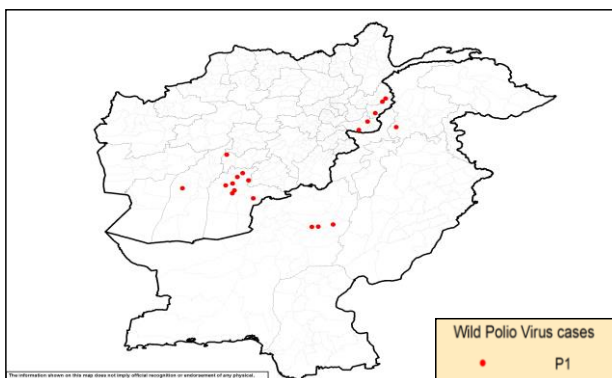


**Figure 5: Wild Virus Cases by Type & District in Afghanistan & Pakistan**

**5a: 01/01/2017 - 31/12/2017**



**5b: 01/01/2018 - 30/09/2018**





World Health Organization – Regional Office for Eastern Mediterranean  
AFP SURVEILLANCE  
Week 39, ending 30 September 2018

1-Oct-18  
Number 1043

**Table 9: Wild Polio cases by district and date of onset of paralysis, Afghanistan 2017-2018**

ONSETYR	PROVINCE	DISTRICT	Count	First case	Last case
2018	KANDAHAR	KANDAHAR	2	11-08-18	27-08-18
		ARGHANDAB (K)	1	17-07-18	17-07-18
		SHAHWALIKOT	3	05-01-18	27-04-18
		KHAKREZ	1	25-02-18	25-02-18
		SPINBOLDAK	1	06-01-18	06-01-18
	NANGARHAR	PACHIERAGAM	1	17-07-18	17-07-18
		KAMA	1	01-01-18	01-01-18
	URUZGAN	SHAHID-E-HASSAS	1	08-07-18	08-07-18
	KUNAR	CHAWKAY	1	22-06-18	22-06-18
		GHAZIABAD	2	14-02-18	03-03-18
	HILMAND	NAD-E-ALI	1	01-06-18	01-06-18
2018 Total			15	01-01-18	27-08-18
2017	KANDAHAR	SPINBOLDAK	1	28-12-17	28-12-17
		SHAHWALIKOT	5	19-06-17	03-12-17
		KANDAHAR	1	13-01-17	13-01-17
	NANGARHAR	MUHMAND DARA	1	05-11-17	05-11-17
		BATIKOT	2	15-09-17	11-10-17
	ZABUL	ARGHANDAB (Z)	1	10-07-17	10-07-17
	HILMAND	NAWZAD	1	16-04-17	16-04-17
		NAHR-E-SARAJ	1	21-01-17	21-01-17
KUNDUZ	DASHT-E-ARCHI	1	21-02-17	21-02-17	
2017 Total			14	13-01-17	28-12-17

**Table 10: Wild Polio cases by district and date of onset of paralysis, Pakistan 2017-2018**

ONSETYR	PROVINCE	DISTRICT	Count	First case	Last case
2018	KHYBER PAKHTOON	CHARSADA	1	01-08-18	01-08-18
	BALUCHISTAN	DUKKI	3	08-03-18	18-05-18
2018 Total			4	08-03-18	01-08-18
2017	BALUCHISTAN	ZHOB	1	15-11-17	15-11-17
		KABDULAH	2	11-06-17	13-11-17
	SINDH	KHIGADAP	1	09-11-17	09-11-17
		KHIGIQBAL	1	11-08-17	11-08-17
	KHYBER PAKHTOON	LAKKIMRWT	1	21-08-17	21-08-17
	GILGIT BALTISTAN	DIAMER	1	13-02-17	13-02-17
PUNJAB	LODHRAN	1	28-01-17	28-01-17	
2017 Total			8	28-01-17	15-11-17

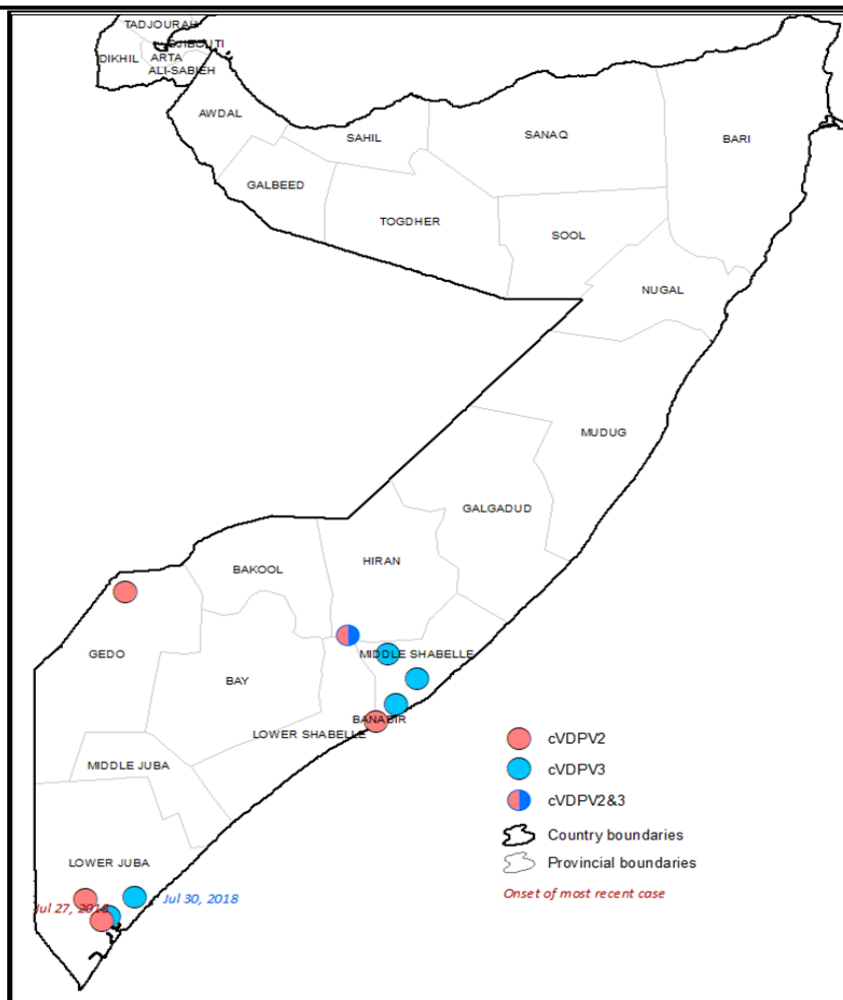


**Table 11: Circulating VDPV cases and date of onset of paralysis in EMR countries by districts 2017-2018**

Year	COUNTRY	PROVINCE	DISTRICT	cVDPV2			cVDPV3		
				Count	First Case	Last Case	Count	First Case	Last Case
2017	SYR	HOMS	TADMOUR	1	10-Jul-17	10-Jul-17			
		DEIR_AL_ZOUR	DEIR ALZOUR	1	30-Jun-17	30-Jun-17			
		DEIR_AL_ZOUR	BOKAMAL	12	25-Jun-17	21-Sep-17			
		DEIR_AL_ZOUR	MAYADEEN	58	5-Mar-17	9-Sep-17			
		RAQUA	THAWRA	1	16-Jun-17	16-Jun-17			
		RAQUA	TALABYAD	1	25-Apr-17	25-Apr-17			
SYR Total				74	5-Mar-17	21-Sep-17			
<b>2017 Total</b>				<b>74</b>	<b>5-Mar-17</b>	<b>21-Sep-17</b>			
2018	SOM	LOWER JUBA	KISMAYO	2	29-Jul-18	30-Jul-18	2	24-Jul-18	27-Jul-18
		MIDDLE SHABELLE	MAHADAY				1	29-Jun-18	29-Jun-18
		MIDDLE SHABELLE	WARSHAIKH				2	16-May-18	23-May-18
		BANADIR	DANYILE	1	10-Jul-18	10-Jul-18			
		HIRAN	BULO BURTI	1	11-May-18	11-May-18	1	11-May-18	11-May-18
		GEDO	DOLO	1	26-May-18	26-May-18			
SOM Total				5	11-May-18	30-Jul-18	6	11-May-18	27-Jul-18
<b>2018 Total</b>				<b>5</b>	<b>11-May-18</b>	<b>30-Jul-18</b>	<b>6</b>	<b>11-May-18</b>	<b>27-Jul-18</b>

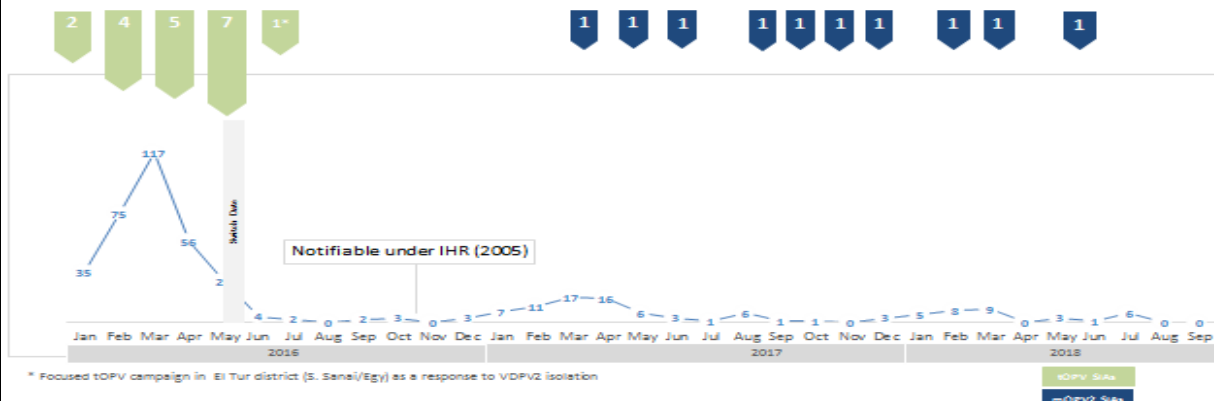
Somalia in 2018 so far has a total of 10 cVDPV cases (4 cVDPV2, 5 cVDPV3 & 1 coinfection cVDPV2/cVDPV3)

**Figure 6: Somalia cVDPV cases by type and district 01/01/2018 - 30/09/2018**

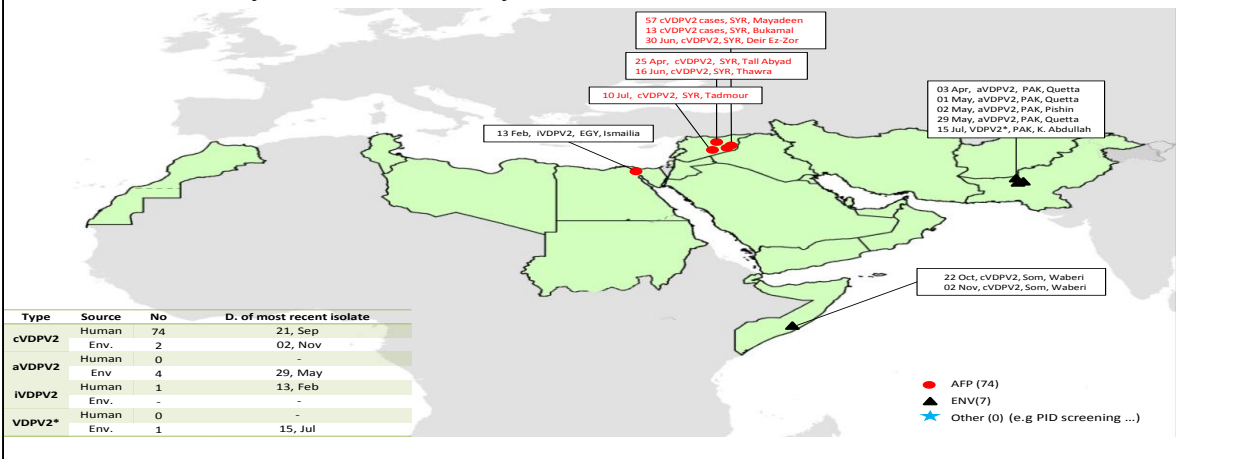




### Sabin Like Type-2 Poliovirus Isolates (H & E) EMR, 2016-17-18



### VDPV2 isolates, EMR countries, 2017



### VDPV2 isolates, EMR countries, 2018

