

## **Highlights of Polio Fax Bulletin No. 1042 for Week 38 2018**

### **I. Poliovirus Transmission**

#### **1. Endemic countries (PAKISTAN & AFGHANISTAN):**

- a. Human samples: No new wild poliovirus type-1 (WPV1) cases were reported this week. Total WPV1 for 2018 remains 18 cases (14 from Afghanistan and 4 from Pakistan).
  - i. Afghanistan: The total number of WPV1 cases in Afghanistan in 2018 remains so far 14 from 11 districts in five provinces (Hilmand-1 case, Kandhar-7 cases, Kunar- 3 cases, Nangarhar-2 cases and Uruzgan-1 case). The most recent reported case has date of onset of paralysis on 11 August 2018.
  - ii. Pakistan: The total number of WPV1 cases in Pakistan in 2018 remains so far four from two infected districts in two provinces (Balochistan-3 cases and Khyber Pakhtunkhwa - 1 case). Date of onset of paralysis of the most recent case is 1 August 2018.
- b. Environmental samples: Seven new positive environmental samples reported this week from Afghanistan or Pakistan.
  - i. Afghanistan: Two new positive environmental samples reported this week, both from Kandahar. This brings the total positive environmental samples from Afghanistan in 2018 to 36 to date with most recent positive sample collected on 28 August 2018.
  - ii. Pakistan: Five new positive environmental samples reported this week one each from Kohat district, Khyber Pakhtunkhwa province; Lahore district, Punjab province; Baldia and Gadap towns of Karachi in Sindh province; and Bajour from Khyber Pakhtunkhwa Tribal Districts. This brings the total positive environmental samples from Pakistan in 2018 so far to 66 to date with most recent positive sample collected on 4 September 2018.

### **II. Outbreak response countries**

#### **1. SOMALIA:**

- cVDPV2:
  - a. No new cVDPV2 cases reported this week. The date of onset of the most recent cVDPV2 is 30 July 2018.
  - b. No new cVDPV2 positive environmental sample were reported this week. cVDPV2 isolated from 11 positive sewage samples in Mogadishu and date of specimen collection of recent most positive sample is 2 August 2018.
- cVDPV3:
  - a. Three new cVDPV3 cases reported this week, two from Kismayo district, Lower Juba and one from Mahaday district,

Middle Shabelle. The date of onset of the most recent cVDPV3 case is 30 July 2018.

- b. One new cVDPV3 positive environmental sample was reported from Banadir province, district Waberi with date of specimen collection 16 August 2018. cVDPV3 isolated from 9 sewage samples in Mogadishu and date of specimen collection of recent most positive sample is 16 August 2018.
- c. cVDPV3 has also been isolated from 3 contacts of two newly reported cVDPV3 this week one from Mahaday district, Middle Shabelle province and two from Kismayo district, Lower Juba province.

The total number of officially reported cVDPV cases is now 10 (5 cVDPV3 - 2 from Warshiek district and 1 from Mahaday district from Middle Shabelle province, 2 from Kismayo district, Lower Juba province; 4 cVDPV2 cases including one each from Dolo district, Gedo province and Daynile district, Banadir province and two from Kismayo district, Lower Juba province, and one co-infected with both cVDPV2 and cVDPV3 from Bulo Burti district, Hiran province).

## 2. SYRIA:

- Total cases of cVDPV2 in 2017 were 74. Date of onset of the recent most case is 21 September 2017. No isolation of cVDPV2 from environmental samples. More than a year has elapsed without any new case.

## III. **Other countries:**

### 1. IRAN

- The pending PV1-discordant from an AFP case has been finally reported to be VDPV1 pending further field, clinical and immunological investigations to classify. Few more isolates from the afore-said case are under investigation
- The pending PV1-discordant from environmental sample has final results reflecting Sabin-like poliovirus type1 (SL1).

## IV. **Surveillance performance indicators**

1. A total of 20 of 22 member states are meeting the global target of both key surveillance indicators, namely non polio AFP rate of 2 per 100,000 children aged below 15 years and percent AFP cases with adequate specimen 80% and above.
  - Djibouti and Morocco are missing both indicators. Djibouti, did not report any AFP case since April 2017 and Morocco has a non-polio AFP rate of 1.9 and percentage of AFP cases with adequate stool specimens of 72.4%.
2. Yemen has the highest number of 2017 AFP cases, which are not yet finally classified (73). Also Somalia has one pending case from 2017.



## World Health Organization – Regional Office for Eastern Mediterranean

## AFP SURVEILLANCE

Week 38, ending 23 September 2018

24-Sep-18

Number 1042

Table 1: Acute Flaccid Paralysis (AFP) cases by week of onset

Country	Reported AFP cases by week of onset - Week (38/18) / Ending on : 23/09/2018														
	Total AFP 2016	Total AFP 2017	Total AFP to date, 2018	W27 08 Jul 18	W28 15 Jul 18	W29 22 Jul 18	W30 29 Jul 18	W31 05 Aug 18	W32 12 Aug 18	W33 19 Aug 18	W34 26 Aug 18	W35 02 Sep 18	W36 09 Sep 18	W37 16 Sep 18	W38 23 Sep 18
Afghanistan	2905	3094	2335	77	71	74	62	73	52	32	49	61	45	20	
Bahrain	14	18	23	0	0	0	0	0	1	1	0	1	1	0	
Djibouti	3	4	0	0	0	0	0	0	0	0	0	0	0	0	
Egypt	1092	1242	902	21	18	22	18	21	22	11	21	21	20	18	3
Iran	776	820	604	10	14	12	20	20	23	11	13	10	12	1	
Iraq	605	699	675	22	21	25	20	13	13	6	13	10	18	8	
Jordan ****	107	116	97	4	5	1	1	2	1	0	0	1	4	2	
Kuwait	50	69	47	1	0	0	0	1	1	0	1	0	0	1	
Lebanon ****	111	75	67	2	1	2	1	2	2	2	2	1	0	2	1
Libya	70	88	92	4	0	0	3	6	2	1	5	4	4	0	
Morocco	84	143	123	2	4	5	2	1	1	3	1	0	3		
Oman	39	40	16	0	0	1	0	1	0	0	0	0	1	0	
Pakistan	7848	10318	7911	210	201	189	225	253	242	164	190	217	150	21	
Palestine ****	46	43	35	0	1	2	0	1	0	3	0	1	1	0	
Qatar	9	18	9	1	0	0	0	0	0	0	0	0	0	0	0
Saudi Arabia	273	276	142	5	1	3	8	4	3	1	2	3	3	2	1
Somalia	316	345	248	8	6	5	12	7	6	3	6	11	7	1	
Sudan	509	570	407	17	10	20	11	13	6	5	7	11	9	1	
Syria ****	303	362	248	11	3	4	6	11	3	1	5	4	4	4	
Tunisia	90	67	51	2	0	0	1	1	0	0	2	1	0	0	
U.A.E	42	58	31	0	1	1	1	0	0	1	1	0	0	0	
Yemen	715	713	486	16	10	7	5	19	11	7	9	14	9	0	
<b>Total EMR</b>	<b>16007</b>	<b>19178</b>	<b>14549</b>	<b>413</b>	<b>367</b>	<b>373</b>	<b>396</b>	<b>449</b>	<b>389</b>	<b>252</b>	<b>327</b>	<b>371</b>	<b>291</b>	<b>81</b>	<b>5</b>

□ No data = No report received

Table 2: Confirmed polio cases by month of onset

Country	Total year 2016	Total year 2017	23/09		Confirmed polio cases by month of onset											
			2017	2018	October 2017	November 2017	December 2017	January 2018	February 2018	March 2018	April 2018	May 2018	June 2018	July 2018	August 2018	September 2018
Afghanistan	13	14	7	14	3	2	2	3	3	1	1	0	2	3	1	
Bahrain	0	0	0	0	0	0	0	0	0	0	0	0	0	0	0	
Djibouti	0	0	0	0	0	0	0	0	0	0	0	0	0	0	0	
Egypt	0	0	0	0	0	0	0	0	0	0	0	0	0	0	0	
Iran	0	0	0	0	0	0	0	0	0	0	0	0	0	0	0	
Iraq	0	0	0	0	0	0	0	0	0	0	0	0	0	0	0	
Jordan ****	0	0	0	0	0	0	0	0	0	0	0	0	0	0	0	
Kuwait	0	0	0	0	0	0	0	0	0	0	0	0	0	0	0	
Lebanon ****	0	0	0	0	0	0	0	0	0	0	0	0	0	0	0	
Libya	0	0	0	0	0	0	0	0	0	0	0	0	0	0	0	
Morocco	0	0	0	0	0	0	0	0	0	0	0	0	0	0	0	
Oman	0	0	0	0	0	0	0	0	0	0	0	0	0	0	0	
Pakistan	20	8	5	4	0	3	0	0	0	1	1	1	0	0	1	
Palestine ****	0	0	0	0	0	0	0	0	0	0	0	0	0	0	0	
Qatar	0	0	0	0	0	0	0	0	0	0	0	0	0	0	0	
Saudi Arabia	0	0	0	0	0	0	0	0	0	0	0	0	0	0	0	
Somalia	0	0	0	0	0	0	0	0	0	0	0	0	0	0	0	
Sudan	0	0	0	0	0	0	0	0	0	0	0	0	0	0	0	
Syria ****	0	0	0	0	0	0	0	0	0	0	0	0	0	0	0	
Tunisia	0	0	0	0	0	0	0	0	0	0	0	0	0	0	0	
U.A.E	0	0	0	0	0	0	0	0	0	0	0	0	0	0	0	
Yemen	0	0	0	0	0	0	0	0	0	0	0	0	0	0	0	
<b>Total EMR</b>	<b>33</b>	<b>22</b>	<b>12</b>	<b>18</b>	<b>3</b>	<b>5</b>	<b>2</b>	<b>3</b>	<b>3</b>	<b>2</b>	<b>2</b>	<b>1</b>	<b>2</b>	<b>3</b>	<b>2</b>	<b>0</b>

\*\*\*\* UNRWA cases are included with those of country of residence



AFP SURVEILLANCE

Week 36, ending 23 September 2018

Table 3: Investigation of AFP cases with paralysis onset in 2017 & 2018 up to Week (37/18) / Ending on : 23/09/2018

COUNTRY	2017											2018											Latest line List Date		
	AFP									Specimen	Wild cases ****		AFP									Specimen		Wild cases ****	
	Total AFP cases onset 2017	Case classification					Non polio AFP rate **	AFP cases pending classification > 90 days from onset of paralysis	AFP cases pending classification and lab > 90 days from onset of paralysis		% with *** adequate specimens	Wild P1 Poliovirus	Wild P3 Poliovirus	Total AFP cases onset 2018	Case classification					Annualized Non polio AFP rate **	AFP cases pending classification > 90 days from onset of paralysis			AFP cases pending classification and lab > 90 days from onset of paralysis	% with *** adequate specimens
		Total Confirmed Polio Cases *	Polio Compatible	Pending Classification	Discarded (non polio AFP)	VDPV				Total Confirmed Polio Cases *					Polio Compatible	Pending Classification	Discarded (non polio AFP)	VDPV							
Afghanistan	3094	14	0	0	3080	1	15.2	0	0	93.5	14	0	2335	14	0	171	2150	0	15.7	16	2	94.7	14	0	19-09-2018
Bahrain	18	0	0	0	18	0	6.2	0	0	100.0	0	0	23	0	0	6	17	0	10.9	2	0	95.7	0	0	18-09-2018
Djibouti	4	0	0	0	4	0	1.3	0	0	100.0	0	0	0	0	0	0	0	0.0	0	0				16-09-2018	
Egypt	1242	0	0	0	1240	2	3.3	0	0	94.4	0	0	902	0	0	84	818	0	3.2	4	0	91.6	0	0	20-09-2018
Iran	820	0	0	0	820	0	4.3	0	0	96.7	0	0	604	0	0	28	576	1	4.3	1	0	96.4	0	0	22-09-2018
Iraq	699	0	0	0	699	0	4.7	0	0	86.7	0	0	675	0	0	54	621	0	6.1	12	1	89.6	0	0	20-09-2018
Jordan	116	0	0	0	116	0	4.2	0	0	100.0	0	0	97	0	0	7	90	0	4.7	0	0	100.0	0	0	20-09-2018
Kuwait	69	0	0	0	69	0	7.5	0	0	92.8	0	0	47	0	0	1	46	0	7.3	0	0	89.4	0	0	22-09-2018
Lebanon	75	0	0	0	75	0	4.0	0	0	80.0	0	0	67	0	0	5	62	0	5.0	0	0	98.5	0	0	21-09-2018
Libya	88	0	0	0	88	0	4.3	0	0	96.6	0	0	92	0	0	14	78	0	5.0	2	1	96.7	0	0	22-09-2018
Morocco	143	0	0	0	143	0	1.3	0	0	67.1	0	0	123	0	0	32	91	0	1.9	19	0	72.4	0	0	14-09-2018
Oman	40	0	0	0	40	0	4.5	0	0	90.0	0	0	16	0	0	1	15	0	2.5	0	0	75.0	0	0	17-09-2018
Pakistan	10318	8	2	4	10304	0	13.2	4	0	85.6	8	0	7911	4	1	584	7322	0	13.9	104	0	88.3	4	0	22-09-2018
Palestine	43	0	0	0	43	0	2.3	0	0	97.7	0	0	35	0	0	9	26	0	2.5	0	0	91.4	0	0	16-09-2018
Qatar	18	0	0	0	18	0	6.1	0	0	100.0	0	0	9	0	0	3	6	0	3.5	2	0	100.0	0	0	23-09-2017
Saudi Arabia	276	0	0	0	276	0	3.5	0	0	98.9	0	0	142	0	0	39	103	0	2.4	0	0	95.1	0	0	20-09-2018
Somalia	345	0	0	1	344	0	6.0	1	1	99.1	0	0	248	0	0	17	221	10	5.4	1	1	98.4	0	0	22-09-2018
Sudan	570	0	0	0	570	0	3.2	0	0	96.3	0	0	407	0	0	35	372	0	3.1	1	0	97.8	0	0	16-09-2018
Syria	362	0	1	0	287	44	4.7	0	0	80.9	0	0	248	0	0	16	232	0	4.4	1	0	86.7	0	0	22-09-2018
Tunisia	67	0	0	0	67	0	2.5	0	0	74.6	0	0	51	0	0	5	46	0	2.7	0	0	80.4	0	0	21-09-2018
U.A.E	58	0	0	0	58	0	5.7	0	0	98.3	0	0	31	0	0	2	29	0	3.4	0	0	96.8	0	0	20-09-2018
Yemen	713	0	0	73	640	0	5.2	73	58	90.2	0	0	486	0	0	455	31	0	4.7	344	323	93.6	0	0	22-09-2018
EMR	19178	22	3	78	18999	47	7.7	78	59	88.9	22	0	14549	18	1	1568	12952	11	8.0	509	328	90.6	18	0	
2016	16008	33	5	1	15961	8	6.4	0	0	89.6	33	0													

\* Confirmed polio cases refer to wild isolation from AFP cases or from contacts of negative index AFP cases

\*\* Non-polio AFP per 100,000 children <15 years

\*\*\* Adequate here refers to two stool specimens collected at least 24 hours apart, within 14 days of paralysis onset and specimens received in the lab in Good Condition

\*\*\*\* AFP cases co infected with P1 and P3 are counted separately as wild isolates



World Health Organization – Regional Office for Eastern Mediterranean  
AFP SURVEILLANCE  
Week 38, ending 23 September 2018

24-Sep-18  
Number 1042

Table 4 (a): Lab results of contacts' samples in EMR, 2017 - 2018

COUNTRY	2017						2018					
	# OF CONTACTS	LAB RESULTS					# OF CONTACTS	LAB RESULTS				
		WILD	VDPV	SL	NPEV	PENDING		WILD	VDPV	SL	NPEV	PENDING
AFG	1424	1	0	88	347	0	670	4	0	34	143	31
BAH	2	0	0	0	0	0	2	0	0	0	0	0
DJI	0	0	0	0	0	0	0	0	0	0	0	0
EGY	450	0	0	9	63	18	346	0	0	10	43	26
IRN	143	0	0	5	1	0	95	0	0	2	2	0
IRQ	698	0	0	18	101	16	553	0	0	17	67	26
JOR	2	0	0	0	0	0	0	0	0	0	0	0
KUW	8	0	0	0	0	2	0	0	0	0	0	0
LEB	92	0	0	2	3	21	195	0	0	3	14	24
LIB	4	0	0	0	0	1	0	0	0	0	0	0
MOR	87	0	0	0	7	0	66	0	0	0	5	4
OMA	115	0	0	1	24	1	44	0	0	0	10	0
PAK	5182	3	0	322	1244	0	2889	1	0	135	523	102
PAL	0	0	0	0	0	0	0	0	0	0	0	0
QAT	0	0	0	0	0	0	0	0	0	0	0	0
SAA	0	0	0	0	0	0	5	0	0	0	0	5
SOM	1035	0	0	37	113	4	740	0	9	30	77	93
SUD	385	0	0	6	32	46	264	0	0	2	17	99
SYR	570	0	63	3	11	0	466	0	3	6	6	24
TUN	26	0	0	0	0	0	12	0	0	0	0	0
UAE	2	0	0	0	0	0	0	0	0	0	0	0
YEM	1737	0	0	43	114	667	1025	0	0	0	0	1025
<b>EMR</b>	<b>11962</b>	<b>4</b>	<b>63</b>	<b>534</b>	<b>2060</b>	<b>776</b>	<b>7372</b>	<b>5</b>	<b>9</b>	<b>236</b>	<b>907</b>	<b>1459</b>

Table 4 (B): Most recent wild contacts in EMRO, 2017 - 2018

Year	Country	Data	
		Count of wild contacts	Date of Most Recent stool collection
2018	Afghanistan	4	07-08-18
	Pakistan	1	08-05-18
<b>2018 Total</b>		<b>5</b>	<b>07-08-18</b>
2017	Pakistan	2	04-12-17
	Afghanistan	1	21-05-17
<b>2017 Total</b>		<b>3</b>	<b>04-12-17</b>

Table 4 (C): Number and distribution by district of -ve index AFP cases identified as wild positive by contact in EMR, 2017-2018

YEAR	COUNTRY	PROVINCE	DISTRICT	COUNT	First case	Last case
2018	AFG	NANGARHAR	PACHIERAGAM	1	17-07-18	17-07-18
		URUZGAN	SHAHID-E-HASSA	1	08-07-18	08-07-18
	PAK	BALUCHISTAN	DUKKI	1	15-04-18	15-04-18
<b>2018 Total</b>				<b>3</b>	<b>15-04-18</b>	<b>17-07-18</b>
2017	AFG	HILMAND	NAWZAD	1	16-04-17	16-04-17
	<b>2017 Total</b>				<b>1</b>	<b>16-04-17</b>



Week 38, ending 23 September 2018

24-Sep-18  
Number 1042

**Table 5: Laboratory investigation of AFP cases with paralysis onset in 2018 up to Week (38/18) / Ending on : (23/09/2018)**

Country	Polio laboratories  Sequencing performed by EGY, PAK, TUN, CDC and RIVM laboratories	AFP cases with specimens	Preliminary virus isolation results of AFP cases						Poliovirus intratypic differentiation results #										Indicators				Latest report Date			
			Referred for ITD		NPEV only	Negative	Pending		Type 1			Type 2			Type 3		Discordant pending sequence	NPEV by PCR	Non-EV	Pending ITD	% specimens positive for NPEV	% AFP cases with culture results within 14 days		% AFP cases with ITD results within 7 days	% AFP cases with ITD results within 45 days of onset**	
			L20B+	L20B+/NPEV			received < / = 14 days	received > 14 days ago	Wild	Sabin	VPV	Wild	Sabin	VPV	Wild	Sabin										VPV
Afghanistan	RRL Pakistan	2312	166	19	419	1606	94	8	12	127						116						17%	88%	100%	98%	22/09/2018
Bahrain	PNL Oman	20			1	18		1														5%	100%		42%	09/09/2018
Djibouti	NPL Kenya																									16/09/2018
Egypt***	RRL Egypt	878	26	6	116	690	40			14						16		6				12%	94%	100%	99%	20/09/2018
Iran	NPL Iran	593	12		14	554	2	11		7	1					4		1				2%	100%	100%	99%	22/09/2018
Iraq	RRL Egypt	675	17		77	541	30	10		10						9						12%	100%	100%	71%	19/09/2018
Jordan	RRL EGYPT	96	4		5	81	6			2						3						8%	100%	100%	100%	20/09/2018
Kuwait	RRL Kuwait	47	1		4	40	1	1											1			6%	96%		98%	23/09/2018
Lebanon	NPL Jordan	70	2		4	61	2	1		2						2						8%	100%	100%	50%	20/09/2018
Libya	RRL Tunisia	92	1		8	72	11									1						10%	100%	100%	98%	21/09/2018
Morocco	NPL Morocco	112			2	105	4	1														3%	93%		93%	21/09/2018
Oman	NPL Oman	15			2	13																19%	87%		100%	09/09/2018
Pakistan	RRL Pakistan	7727	312	25	1597	5480	292	23	3	201						239		6				18%	89%	99%	97%	22/09/2018
Palestine & UNRWA		35			5	26	2	2														16%	65%		100%	16/09/2018
Qatar	NPL Oman	9			1	8																11%	88%		100%	09/09/2018
Saudi Arabia	NPL Oman	147	2		2	133	10															1%	99%			20/09/2018
Somalia	NPL Kenya	248	23	1	20	187	4	13		8			4	5 #		9	6 #					9%	15%		100%	22/09/2018
Sudan	RRL Egypt	371	5		33	315		18		4						1		1				11%	98%	100%	83%	18/08/2018
Syria	RRL Egypt	247	3		6	225	12	1		1						2						3%	100%	100%	50%	20/09/2018
Tunisia	RRL Tunisia	59			2	57																2%	98%		97%	21/09/2018
U.A.E	NPL Oman	29			4	25																12%	86%		90%	09/09/2018
Yemen	NPL Kenya																									22/09/2018
<b>Total EMR 2018</b>		13782	574	51	2322	10237	510	90	15	376	1		4	5		402	6	1	13		1	15%	90%	99%	97%	
<b>Total EMR 2017</b>		13527	558	50	2219	10038	608	55	15	369	1		4	4		394	3	1	12		1	15%	89%	99%	97%	

\* Specimens from all sources including non-AFP cases, excluding environmental samples

\* In 2017, 41 cVDPV2 were isolated from Syria by other Global Polio Laboratories Network (GPLN)  
Syria reported a total of 74 cVDPV2 cases in 2017 out of which 8 were identified by positive contacts

# Somalia in 2018 so far has a total of 10 cVDPV cases (4 cVDPV2, 5 cVDPV3 & 1 coinfection cVDPV2/cVDPV3)

\*\* This indicator reflects surveillance and laboratory activities



**Table 6: Environmental isolate by year and type**

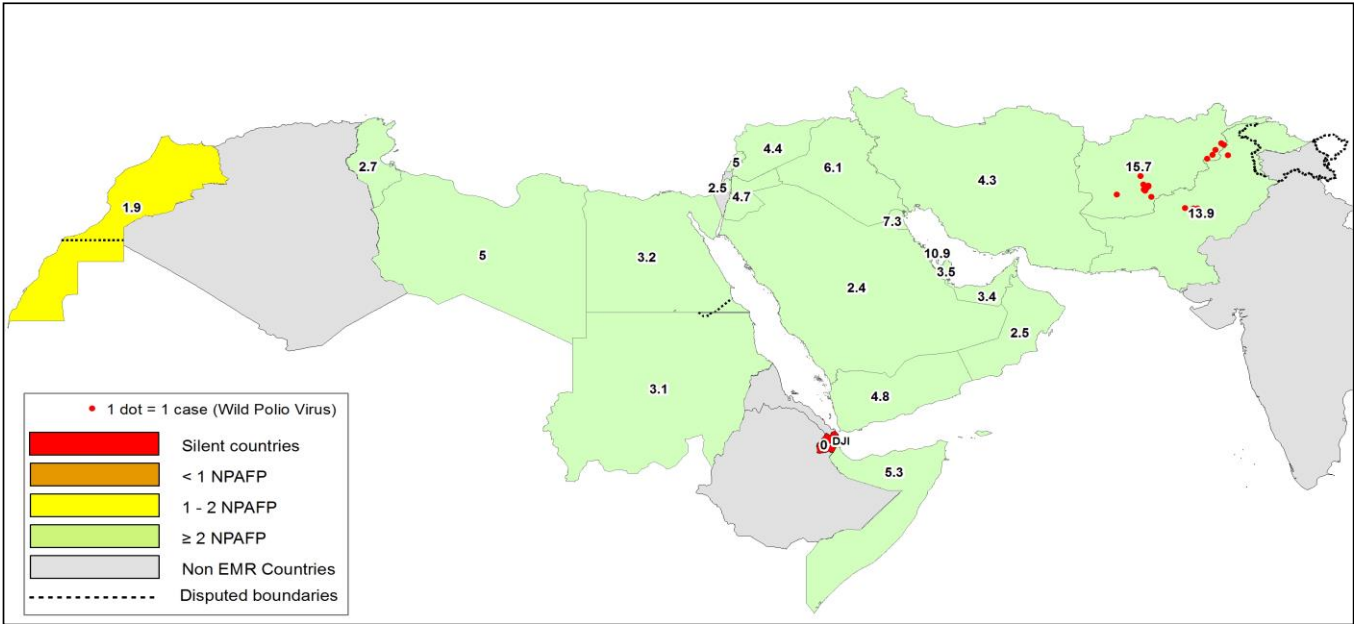
Country	Status	2015	2016	2017	2018
AFG	NEGATIVE	129	183	274	180
	PENDING				16
	WILD	20	2	42	36
<b>AFG Total</b>		<b>149</b>	<b>185</b>	<b>316</b>	<b>232</b>
EGY	NEGATIVE	495	528	522	361
	PENDING				26
	VDPV2	3	1		
<b>EGY Total</b>		<b>498</b>	<b>529</b>	<b>522</b>	<b>387</b>
IRN	NEGATIVE			6	32
<b>IRN Total</b>				<b>6</b>	<b>32</b>
JOR	NEGATIVE		2	32	15
	PENDING				11
<b>JOR Total</b>			<b>2</b>	<b>32</b>	<b>26</b>
LEB	NEGATIVE		4	27	10
	PENDING				19
<b>LEB Total</b>			<b>4</b>	<b>27</b>	<b>29</b>
PAK	NEGATIVE	347	462	523	375
	PENDING				43
	WILD	79	59	105	66
	WILD & VDPV2	5	3	1	
	VDPV2	8	5	4	
<b>PAK Total</b>		<b>439</b>	<b>529</b>	<b>633</b>	<b>484</b>
SOM	NEGATIVE			34	120
	PENDING				14
	VDPV2			2	11
	VDPV3				9
<b>SOM Total</b>			<b>36</b>	<b>154</b>	
SYR	NEGATIVE			4	55
	PENDING				8
<b>SYR Total</b>			<b>4</b>	<b>63</b>	
<b>Grand Total</b>		<b>1086</b>	<b>1249</b>	<b>1576</b>	<b>1407</b>

**Table 7: Environmental Wild/VDPV isolate by site**

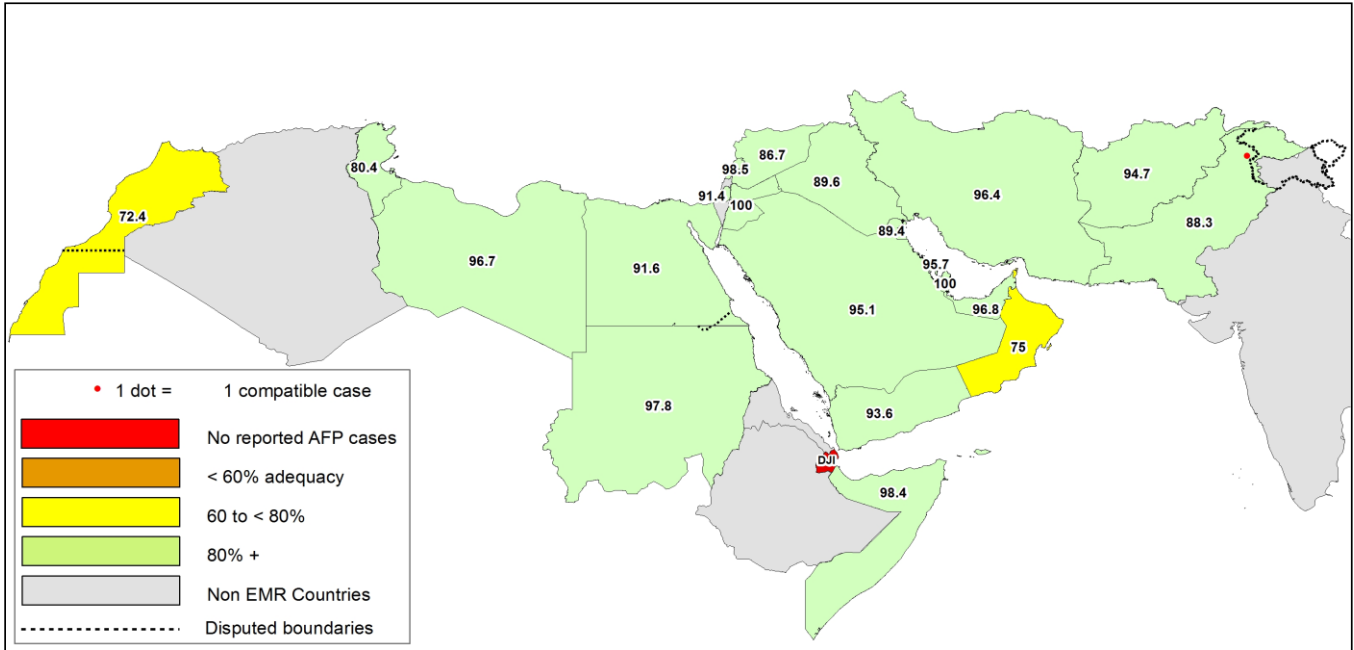
Country	COUNTRY	Status	PROVINCE	DISTRICT	Count	First date	Last date			
2017	AFG	WILD	HILMAND	LASHKARGAH	8	26-Apr	26-Dec			
				NAHR-E-SARAJ	1	25-Sep	25-Sep			
				KABUL	KABUL	1	25-Oct	25-Oct		
					KANDAHAR	18	26-Jan	27-Dec		
					ASADABAD	1	25-Dec	25-Dec		
				NANGARHAR	BEHSUD	3	24-Sep	26-Dec		
					JALALABAD	10	24-Jan	26-Dec		
				<b>AFG Total</b>				<b>42</b>	<b>24-Jan</b>	<b>27-Dec</b>
				PAK	WILD	BALOCHISTAN	KABDULLAH	12	1-Jan	15-Oct
							LORALAI	3	17-Sep	17-Nov
	PISHIN	5	2-Jan				2-Oct			
	QUETTA	12	1-Jan				20-Dec			
	ZHOB	1	18-Dec				18-Dec			
	ISLAMABAD	CDA	5				10-Feb	10-Jul		
		KHYBER PAKHTUNKHWA	8				10-Jan	11-Dec		
	PUNJAB	LAHORE	1				18-Dec	18-Dec		
		MULTAN	1				9-Jan	9-Jan		
		RAWALPINDI	8				10-Jan	10-Oct		
	SINDH	JACOBABAD	4	11-Aug	13-Dec					
		KAMBAR	1	15-Aug	15-Aug					
KHIBALDIA		2	8-Aug	3-Nov						
KHIGADAP		21	9-Jan	12-Dec						
KHIGIQBAL		6	3-Feb	10-Oct						
KHIKORANGI		1	16-Oct	16-Oct						
KHILANDHI		7	16-Mar	14-Dec						
KHISITE		5	7-Aug	4-Dec						
SUKKUR	2	11-Apr	19-Sep							
WILD & VDPV2	BALOCHISTAN	KABDULLAH	1	15-Jul	15-Jul					
		PISHIN	1	2-May	2-May					
		QUETTA	3	3-Apr	29-May					
<b>PAK Total</b>				<b>110</b>	<b>1-Jan</b>	<b>20-Dec</b>				
SOM	VDPV2	BANADIR	WABERI	2	22-Oct	2-Nov				
<b>SOM Total</b>				<b>2</b>	<b>22-Oct</b>	<b>2-Nov</b>				
<b>2017 Total</b>				<b>154</b>	<b>1-Jan</b>	<b>27-Dec</b>				
2018	AFG	WILD	HILMAND	LASHKARGAH	1	8-Jan	8-Jan			
				HIRAT	1	25-Jun	25-Jun			
				KABUL	KABUL	3	26-Feb	26-Jun		
					KANDAHAR	17	8-Jan	28-Aug		
					ASADABAD	1	24-Apr	24-Apr		
				NANGARHAR	BEHSUD	2	28-Jan	25-Feb		
					JALALABAD	11	27-Jan	25-Jul		
				<b>AFG Total</b>				<b>36</b>	<b>8-Jan</b>	<b>28-Aug</b>
				PAK	WILD	BALOCHISTAN	KABDULLAH	1	1-Jan	1-Jan
							LORALAI	1	17-Mar	17-Mar
	QUETTA	5	13-Feb				28-Jul			
	ISLAMABAD	CDA	4				10-Jan	10-Aug		
		KHYBER PAKHTUNKHWA	BANNU				1	31-Mar	31-Mar	
	PUNJAB	KOHAT	4				5-Jan	27-Aug		
		PESHAWAR	12				10-Jan	27-Aug		
		DERA GHAZI KHAN	1				12-Feb	12-Feb		
	SINDH	LAHORE	3				11-Jun	11-Aug		
		RAWALPINDI	7				10-Jan	10-Aug		
		HYDERABAD	1	9-Feb	9-Feb					
		JACOBABAD	2	12-Feb	7-Mar					
KAMBAR		3	7-Apr	9-Jul						
KHIBALDIA		2	1-Aug	4-Sep						
KHIGADAP		10	15-Feb	10-Aug						
FATA	KHILANDHI	3	10-Jan	30-Jul						
	KHISITE	1	1-Jan	1-Jan						
	SUKKUR	1	8-Feb	8-Feb						
	KHILIAQAT	1	7-Mar	7-Mar						
	BAJOUR	3	19-May	29-Aug						
<b>PAK Total</b>				<b>66</b>	<b>1-Jan</b>	<b>4-Sep</b>				
SOM	VDPV2	BANADIR	HAMAR WEYN	6	4-Jan	17-May				
			HODAN	1	22-Feb	22-Feb				
			WABERI	4	1-Mar	2-Aug				
			VDPV3	HAMAR WEYN	5	8-Mar	5-Apr			
WABERI	4	8-Mar	16-Aug							
<b>SOM Total</b>				<b>20</b>	<b>4-Jan</b>	<b>16-Aug</b>				
<b>2018 Total</b>				<b>122</b>	<b>1-Jan</b>	<b>4-Sep</b>				



**Figure 1: Non Polio AFP Rate and Wild Virus in EMR 01/01/2018 - 23/09/2018**



**Figure 2: Percent of AFP cases with Adequate Samples & Compatible Cases in EMR 01/01/2018 - 23/09/2018**



**Table 8: Wild polio cases by country and date of onset of paralysis in EMR, 2017 - 2018**

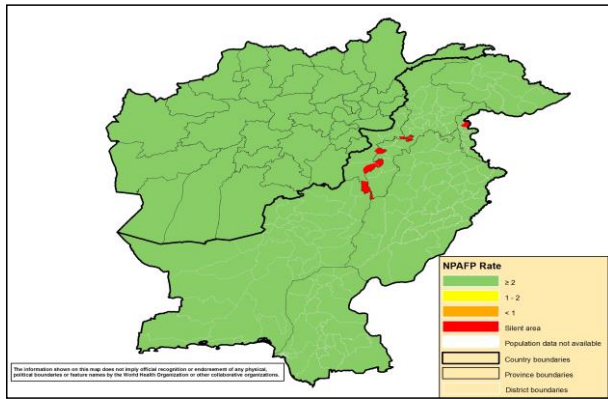
Year	COUNTRY	Count	First Case	Last Case
2018	AFG	14	01-01-18	11-08-18
	PAK	4	08-03-18	01-08-18
2018 Total		18	01-01-18	11-08-18
2017	AFG	14	13-01-17	28-12-17
	PAK	8	28-01-17	15-11-17
2017 Total		22	13-01-17	28-12-17

Last reported wild Polio P3 from Pakistan with date of onset 18/04/2012

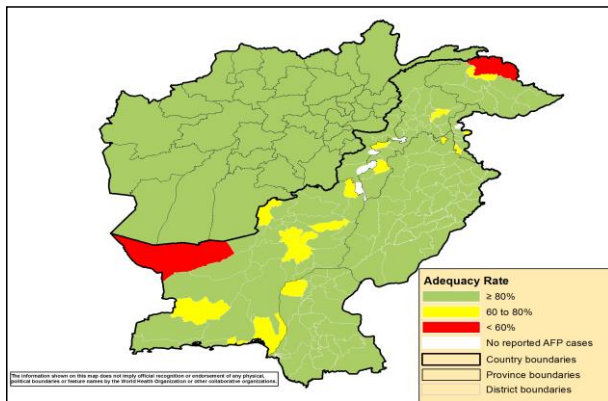




**Figure 3: Non Polio AFP rate by Province in Afghanistan & by District in Pakistan 01/01/2018 - 23/09/2018**

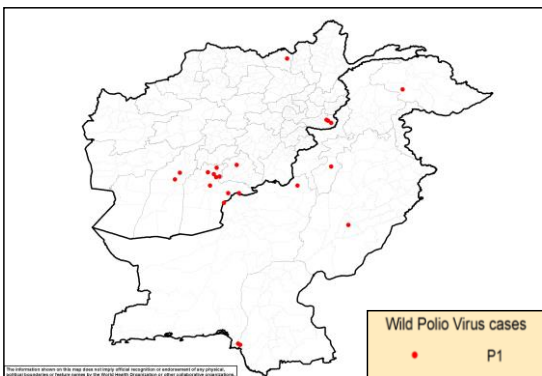


**Figure 4: Percent of AFP cases with Adequate Samples in Afghanistan by Province & Pakistan by District 01/01/2018 - 23/09/2018**

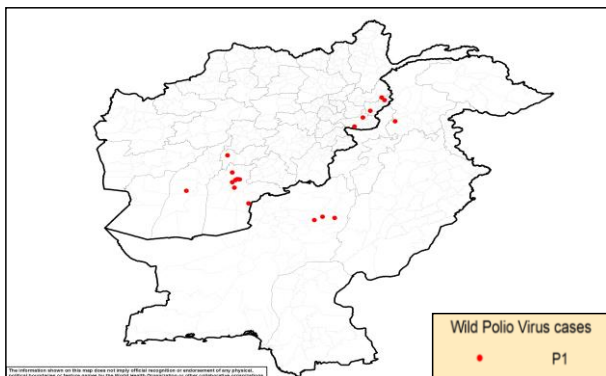


**Figure 5: Wild Virus Cases by Type & District in Afghanistan & Pakistan**

**5a: 01/01/2017 - 31/12/2017**



**5b: 01/01/2018 - 23/09/2018**





World Health Organization – Regional Office for Eastern Mediterranean  
AFP SURVEILLANCE  
Week 38, ending 23 September 2018

24-Sep-18  
Number 1042

Table 9: Wild Polio cases by district and date of onset of paralysis, Afghanistan 2017-2018					
ONSETYR	PROVINCE	DISTRICT	Count	First case	Last case
2018	KANDAHAR	KANDAHAR	1	11-08-18	11-08-18
		ARGHANDAB (K)	1	17-07-18	17-07-18
		SHAHWALIKOT	3	05-01-18	27-04-18
		KHAKREZ	1	25-02-18	25-02-18
		SPINBOLDAK	1	06-01-18	06-01-18
	NANGARHAR	PACHIERAGAM	1	17-07-18	17-07-18
		KAMA	1	01-01-18	01-01-18
	URUZGAN	SHAHID-E-HASSAS	1	08-07-18	08-07-18
	KUNAR	CHAWKAY	1	22-06-18	22-06-18
		GHAZIABAD	2	14-02-18	03-03-18
HILMAND	NAD-E-ALI	1	01-06-18	01-06-18	
2018 Total			14	01-01-18	11-08-18
2017	KANDAHAR	SPINBOLDAK	1	28-12-17	28-12-17
		SHAHWALIKOT	5	19-06-17	03-12-17
		KANDAHAR	1	13-01-17	13-01-17
	NANGARHAR	MUHMAND DARA	1	05-11-17	05-11-17
		BATIKOT	2	15-09-17	11-10-17
	ZABUL	ARGHANDAB (Z)	1	10-07-17	10-07-17
	HILMAND	NAWZAD	1	16-04-17	16-04-17
		NAHR-E-SARAJ	1	21-01-17	21-01-17
KUNDUZ	DASHT-E-ARCHI	1	21-02-17	21-02-17	
2017 Total			14	13-01-17	28-12-17

Table 10: Wild Polio cases by district and date of onset of paralysis, Pakistan 2017-2018					
ONSETYR	PROVINCE	DISTRICT	Count	First case	Last case
2018	KHYBER PAKHTOON	CHARSADA	1	01-08-18	01-08-18
	BALUCHISTAN	DUKKI	3	08-03-18	18-05-18
2018 Total			4	08-03-18	01-08-18
2017	BALUCHISTAN	ZHOB	1	15-11-17	15-11-17
		KABDULAH	2	11-06-17	13-11-17
	SINDH	KHIGADAP	1	09-11-17	09-11-17
		KHIGIQBAL	1	11-08-17	11-08-17
	KHYBER PAKHTOON	LAKKIMRWT	1	21-08-17	21-08-17
	GILGIT BALTISTAN	DIAMER	1	13-02-17	13-02-17
PUNJAB	LODHRAN	1	28-01-17	28-01-17	
2017 Total			8	28-01-17	15-11-17

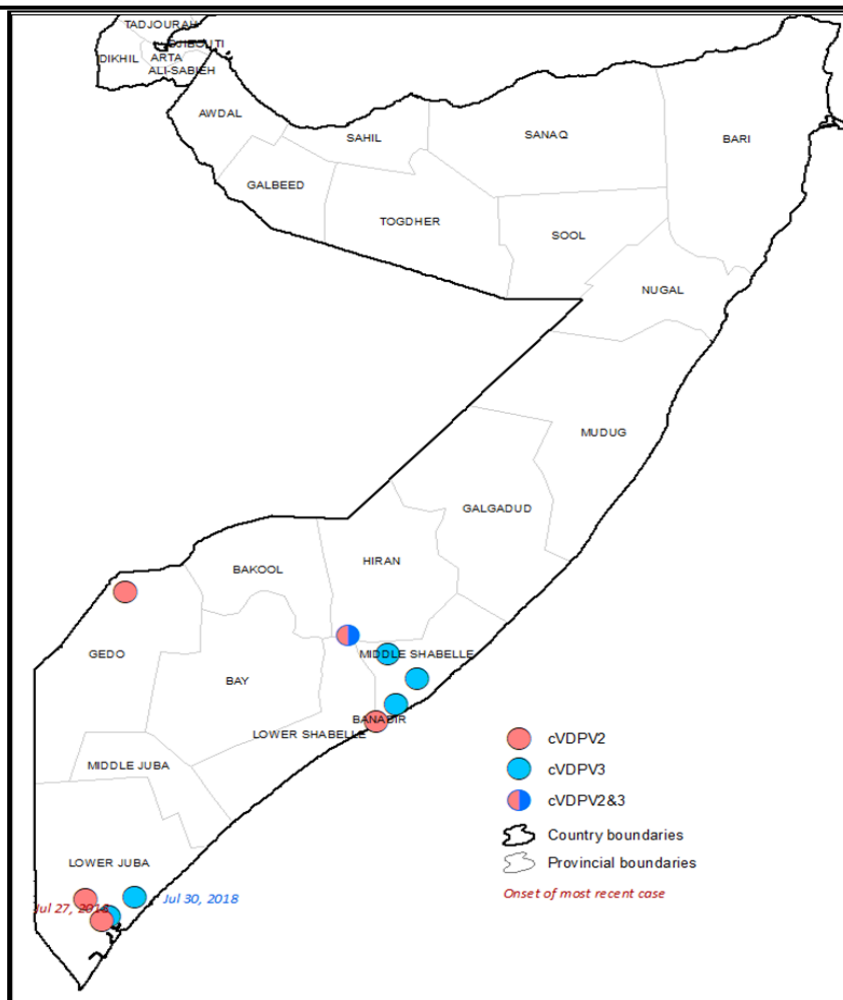


**Table 11: Circulating VDPV cases and date of onset of paralysis in EMR countries by districts 2017-2018**

Year	COUNTRY	PROVINCE	DISTRICT	cVDPV2			cVDPV3		
				Count	First Case	Last Case	Count	First Case	Last Case
2017	SYR	HOMS	TADMOUR	1	10-Jul-17	10-Jul-17			
		DEIR_AL_ZOUR	DEIR ALZOUR	1	30-Jun-17	30-Jun-17			
		DEIR_AL_ZOUR	BOKAMAL	12	25-Jun-17	21-Sep-17			
		DEIR_AL_ZOUR	MAYADEEN	58	5-Mar-17	9-Sep-17			
		RAQUA	THAWRA	1	16-Jun-17	16-Jun-17			
		RAQUA	TALABYAD	1	25-Apr-17	25-Apr-17			
SYR Total				74	5-Mar-17	21-Sep-17			
<b>2017 Total</b>				<b>74</b>	<b>5-Mar-17</b>	<b>21-Sep-17</b>			
2018	SOM	LOWER JUBA	KISMAYO	2	29-Jul-18	30-Jul-18	2	24-Jul-18	27-Jul-18
		MIDDLE SHABELLE	MAHADAY				1	29-Jun-18	29-Jun-18
		MIDDLE SHABELLE	WARSHAIKH				2	16-May-18	23-May-18
		BANADIR	DANYILE	1	10-Jul-18	10-Jul-18			
		HIRAN	BULO BURTI	1	11-May-18	11-May-18	1	11-May-18	11-May-18
		GEDO	DOLO	1	26-May-18	26-May-18			
SOM Total				5	11-May-18	30-Jul-18	6	11-May-18	27-Jul-18
<b>2018 Total</b>				<b>5</b>	<b>11-May-18</b>	<b>30-Jul-18</b>	<b>6</b>	<b>11-May-18</b>	<b>27-Jul-18</b>

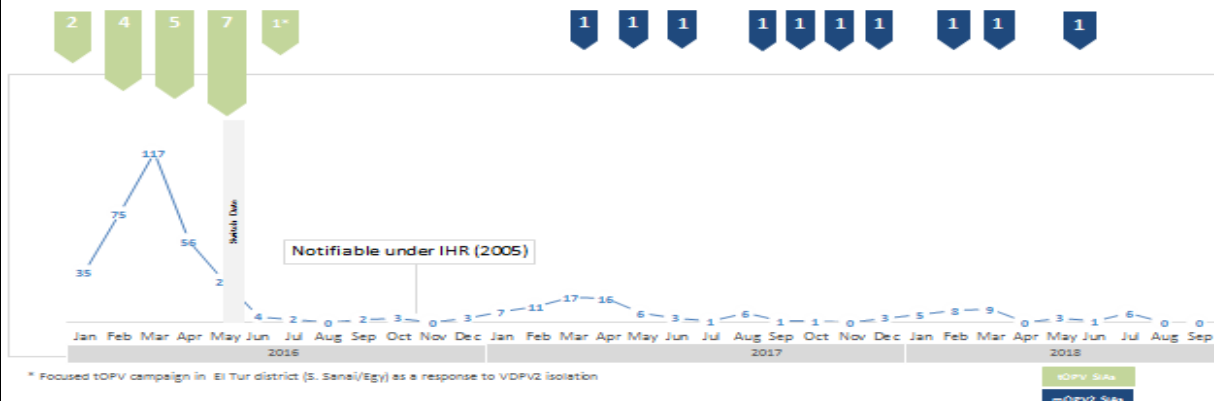
Somalia in 2018 so far has a total of 10 cVDPV cases (4 cVDPV2, 5 cVDPV3 & 1 coinfection cVDPV2/cVDPV3)

**Figure 6: Somalia cVDPV cases by type and district 01/01/2018 - 23/09/2018**

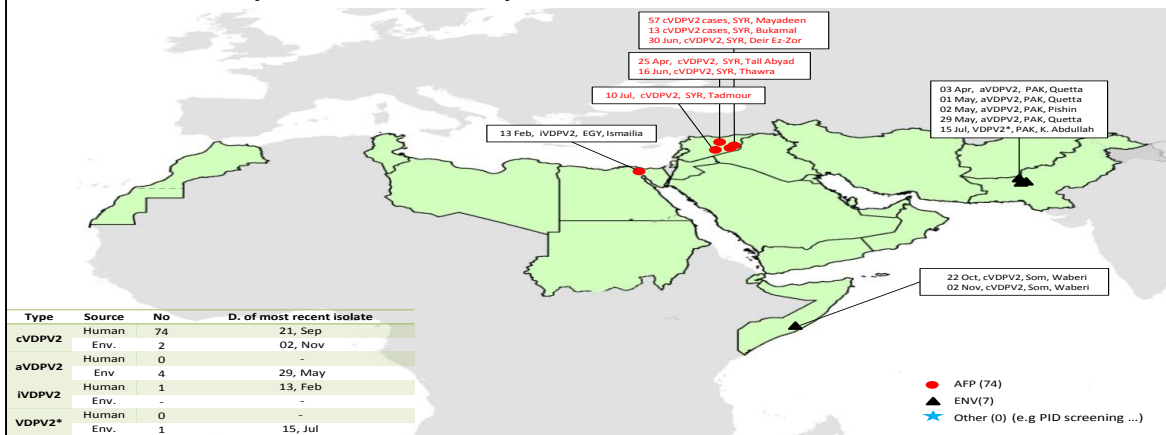




### Sabin Like Type-2 Poliovirus Isolates (H & E) EMR, 2016-17-18



### VDPV2 isolates, EMR countries, 2017



### VDPV2 isolates, EMR countries, 2018

