

## **Highlights of Polio Fax Bulletin No. 1039 for Week 35 2018**

### **I. Poliovirus Transmission**

1. Endemic countries (PAKISTAN & AFGHANISTAN):
  - a. No new wild poliovirus cases reported this week from Afghanistan or Pakistan.
    - i. The total number of polio cases in Afghanistan in 2018, so far, is 12 from nine districts in four provinces (Hilmand-1 case, Kandhar-6 cases, Kunar-3 cases and Nangarhar-2 cases). The most recent reported case has date of onset of paralysis on 17 July 2018.
    - ii. The number of cases in Pakistan in 2018, so far, is 3 from one infected district that is Dukki in Balochistan province. Date of onset of paralysis of the most recent case is 18 May 2018.
  - b. Eight new positive environmental samples for WPV1 reported this week from Afghanistan and Pakistan.
    - i. Afghanistan: Two new positive environmental samples reported, both from Kandahar province. The total positive environmental samples from Afghanistan in 2018 are 34 to date with most recent positive sample collected on 5 August 2018.
    - ii. Pakistan: Six new positive environmental samples reported. These include two positive samples from each of Punjab province (Rawalpindi district) and Sindh (Karachi Baldia and Karachi Gadap towns); and one each from CDA district in Islamabad, and Peshawar district in Khyber Pakhtunkhwa. The total positive environmental samples from Pakistan so far are 60 with most recent positive samples collected on 10 August 2018.

### **II. Outbreak response countries**

#### **1. SOMALIA:**

- No new cVDPV2 or cVDPV3 from human or environmental samples reported this week.
- The total number of cVDPV cases remains 5 (two cVDPV3 from Warshiek district, two cVDPV2 one each from Dolo and Daynile districts, and one co-infected with both cVDPV2 and cVDPV3 from Bulo Burti district).
- cVDPV2 isolated from 10 sewage samples in Mogadishu and date of specimen collection of recent most positive sample is 17 May 2018. Date of onset of the recent most case is 10 July.
- cVDPV3 isolated from 7 sewage samples in Mogadishu. Date of specimen collection of recent most positive sample is 19 April. Date of onset of the recent most case is 23 May 2018. cVDPV3 has also been isolated from 3 contacts of an AFP case in Bulo Burti district and 2 healthy children in Lower Juba district.

2. SYRIA:

- i. Total cases of cVDPV2 in 2017 remain 74. Date of onset of the recent most case is 21 September 2017. No isolation of cVDPV2 from environmental samples. More than 11 months have elapsed without any new case.

III. **Other countries:**

1. IRAN

- i. A discordant poliovirus type-1 has been found in an environmental sample from Zahdian in 'Sistan - Baluchestan' province which shares borders with Pakistan and Afghanistan. Final results are awaited.
- ii. A provisional VDPV type 1 is reported from Iran. It is detected from specimen of a 17-month old child having date of onset on 7 April 2018. Final classification is pending additional investigation results.

IV. **Surveillance performance indicators**

1. Nineteen of 22 member states are meeting the global target of the two key surveillance indicators, namely non polio AFP rate of 2 per 100,000 children aged below 15 years and percent AFP cases with adequate specimen 80% and above.
  - i. Djibouti and Morocco are missing both indicators. Djibouti, did not report any AFP case since April 2017 and Morocco has a non-polio AFP rate of 1.8 and percentage of AFP cases with adequate stool specimens of 78.0%.
  - ii. Tunisia has 78.7 percentage of AFP cases with adequate stool specimens.
2. Yemen has the highest number of 2017 AFP cases (95), which are not yet finally classified. Also Somalia has one pending case from 2017.



## World Health Organization – Regional Office for Eastern Mediterranean

## AFP SURVEILLANCE

Week 35, ending 02 September 2018

3-Sep-18

Number 1039

Table 1: Acute Flaccid Paralysis (AFP) cases by week of onset

Country	Reported AFP cases by week of onset - Week (35/18) / Ending on : 02/09/2018														
	Total AFP 2016	Total AFP 2017	Total AFP to date, 2018	W24 17 Jun 18	W25 24 Jun 18	W26 01 Jul 18	W27 08 Jul 18	W28 15 Jul 18	W29 22 Jul 18	W30 29 Jul 18	W31 05 Aug 18	W32 12 Aug 18	W33 19 Aug 18	W34 26 Aug 18	W35 02 Sep 18
Afghanistan	2905	3094	2160	35	57	56	77	71	74	61	68	49	28	14	
Bahrain	14	18	20	0	0	0	0	0	0	0	0	1	0	0	
Djibouti	3	4	0	0	0	0	0	0	0	0	0	0	0	0	
Egypt	1092	1242	844	16	31	20	21	18	22	18	21	22	11	21	4
Iran	776	820	552	14	5	16	9	15	12	20	17	16	4	0	
Iraq	605	699	615	8	11	16	22	21	25	20	13	8	0	0	
Jordan ****	107	116	90	4	1	3	4	5	1	1	2	1	0	0	
Kuwait	50	69	46	1	2	2	1	0	0	0	1	1	0	1	
Lebanon ****	111	75	62	2	0	4	2	1	2	1	2	2	2	1	
Libya	70	88	78	2	1	3	4	0	0	3	6	1	1		
Morocco	85	143	109	2	2	3	1	2	4	1	0	0	0		
Oman	39	40	15	0	0	1	0	0	1	0	1	0	0	0	
Pakistan	7848	10318	7062	178	180	215	206	194	183	210	232	161	39	4	
Palestine ****	46	43	32	0	0	1	0	1	2	0	1	0	2	0	
Qatar	9	18	9	0	0	0	1	0	0	0	0	0	0	0	
Saudi Arabia	273	276	124	3	0	5	5	1	2	7	2	0	0	0	
Somalia	316	345	227	4	5	11	8	6	5	12	7	6	2	4	1
Sudan	509	570	376	8	14	12	17	10	20	11	13	5	3	0	
Syria ****	303	362	231	10	7	6	11	3	4	5	11	3	1	1	1
Tunisia	90	67	47	1	1	2	2	0	0	0	1	0	0	0	
U.A.E	42	58	29	1	1	1	0	1	1	1	0	0	0	0	
Yemen	715	713	451	5	12	6	16	10	7	4	19	10	3	2	
<b>Total EMR</b>	<b>16008</b>	<b>19178</b>	<b>13179</b>	<b>294</b>	<b>330</b>	<b>383</b>	<b>407</b>	<b>359</b>	<b>365</b>	<b>375</b>	<b>417</b>	<b>286</b>	<b>96</b>	<b>48</b>	<b>6</b>

□ No data = No report received

Table 2: Confirmed polio cases by month of onset

Country	Total year 2016	Total year 2017	02/09		Confirmed polio cases by month of onset											
			2017	2018	October 2017	November 2017	December 2017	January 2018	February 2018	March 2018	April 2018	May 2018	June 2018	July 2018	August 2018	September 2018
Afghanistan	13	14	6	12	3	2	2	3	3	1	1	0	2	2		
Bahrain	0	0	0	0	0	0	0	0	0	0	0	0	0	0		
Djibouti	0	0	0	0	0	0	0	0	0	0	0	0	0	0		
Egypt	0	0	0	0	0	0	0	0	0	0	0	0	0	0		
Iran	0	0	0	0	0	0	0	0	0	0	0	0	0	0		
Iraq	0	0	0	0	0	0	0	0	0	0	0	0	0	0		
Jordan ****	0	0	0	0	0	0	0	0	0	0	0	0	0	0		
Kuwait	0	0	0	0	0	0	0	0	0	0	0	0	0	0		
Lebanon ****	0	0	0	0	0	0	0	0	0	0	0	0	0	0		
Libya	0	0	0	0	0	0	0	0	0	0	0	0	0	0		
Morocco	0	0	0	0	0	0	0	0	0	0	0	0	0	0		
Oman	0	0	0	0	0	0	0	0	0	0	0	0	0	0		
Pakistan	20	8	5	3	0	3	0	0	0	1	1	1	0	0		
Palestine ****	0	0	0	0	0	0	0	0	0	0	0	0	0	0		
Qatar	0	0	0	0	0	0	0	0	0	0	0	0	0	0		
Saudi Arabia	0	0	0	0	0	0	0	0	0	0	0	0	0	0		
Somalia	0	0	0	0	0	0	0	0	0	0	0	0	0	0		
Sudan	0	0	0	0	0	0	0	0	0	0	0	0	0	0		
Syria ****	0	0	0	0	0	0	0	0	0	0	0	0	0	0		
Tunisia	0	0	0	0	0	0	0	0	0	0	0	0	0	0		
U.A.E	0	0	0	0	0	0	0	0	0	0	0	0	0	0		
Yemen	0	0	0	0	0	0	0	0	0	0	0	0	0	0		
<b>Total EMR</b>	<b>33</b>	<b>22</b>	<b>11</b>	<b>15</b>	<b>3</b>	<b>5</b>	<b>2</b>	<b>3</b>	<b>3</b>	<b>2</b>	<b>2</b>	<b>1</b>	<b>2</b>	<b>2</b>	<b>0</b>	<b>0</b>

\*\*\*\* UNRWA cases are included with those of country of residence



Table 3: Investigation of AFP cases with paralysis onset in 2017 & 2018 up to Week (35/18) / Ending on : 02/09/2018)

COUNTRY	2017												2018												Latest line List Date
	AFP									Specimen	Wild cases ****		AFP									Specimen	Wild cases ****		
	Total AFP cases onset 2017	Case classification					Non polio AFP rate **	AFP cases pending classification > 90 days from onset of paralysis	AFP cases pending classification and lab > 90 days from onset of paralysis		% with *** adequate specimens	Wild P1 Poliovirus	Wild P3 Poliovirus	Total AFP cases onset 2018	Case classification					Annualized Non polio AFP rate **	AFP cases pending classification > 90 days from onset of paralysis		AFP cases pending classification and lab > 90 days from onset of paralysis	% with *** adequate specimens	
		Total Confirmed Polio Cases *	Polio Compatible	Pending Classification	Discarded (non polio AFP)	VDPV				Total Confirmed Polio Cases *					Polio Compatible	Pending Classification	Discarded (non polio AFP)	VDPV							
Afghanistan	3094	14	0	0	3080	1	15.2	0	0	93.5	14	0	2160	12	0	153	1995	0	15.8	8	0	94.9	12	0	26/08/2018
Bahrain	18	0	0	0	18	0	6.2	0	0	100.0	0	0	20	0	0	4	16	0	10.3	3	0	95.0	0	0	26/08/2018
Djibouti	4	0	0	0	4	0	1.3	0	0	100.0	0	0	0	0	0	0	0	0	0.0	0	0		0	0	26/08/2018
Egypt	1242	0	0	0	1240	2	3.3	0	0	94.4	0	0	844	0	0	100	744	0	3.3	2	0	90.0	0	0	26/08/2018
Iran	820	0	0	0	820	0	4.3	0	0	96.7	0	0	552	0	0	28	524	1	4.3	1	1	95.7	0	0	25/08/2018
Iraq	699	0	0	0	699	0	4.7	0	0	86.7	0	0	615	0	0	43	572	0	6.0	28	2	89.3	0	0	18/08/2018
Jordan	116	0	0	0	116	0	4.2	0	0	100.0	0	0	90	0	0	1	89	0	4.7	0	0	100.0	0	0	19/08/2018
Kuwait	69	0	0	0	69	0	7.5	0	0	92.8	0	0	46	0	0	2	44	0	7.4	0	0	89.1	0	0	26/08/2018
Lebanon	75	0	0	0	75	0	4.0	0	0	80.0	0	0	62	0	0	7	55	0	5.0	0	0	98.4	0	0	24/08/2018
Libya	88	0	0	0	88	0	4.3	0	0	96.6	0	0	78	0	0	13	65	0	4.6	2	1	96.2	0	0	25/08/2018
Morocco	143	0	0	0	143	0	1.3	0	0	67.1	0	0	109	0	0	32	77	0	1.8	16	0	78.0	0	0	24/08/2018
Oman	40	0	0	0	40	0	4.5	0	0	90.0	0	0	15	0	0	2	13	0	2.6	0	0	80.0	0	0	27/08/2018
Pakistan	10318	8	2	0	10308	0	13.2	0	0	85.6	8	0	7062	3	0	732	6327	0	13.5	139	0	88.8	3	0	26/08/2018
Palestine	43	0	0	0	43	0	2.3	0	0	97.7	0	0	32	0	0	7	25	0	2.5	0	0	93.8	0	0	26/08/2018
Qatar	18	0	0	0	18	0	6.1	0	0	100.0	0	0	9	0	0	5	4	0	3.7	4	0	100.0	0	0	05/08/2017
Saudi Arabia	276	0	0	0	276	0	3.5	0	0	98.9	0	0	124	0	0	55	69	0	2.3	26	23	94.4	0	0	13/08/2018
Somalia	345	0	0	1	344	0	6.0	1	1	99.1	0	0	227	0	0	23	199	5	5.3	1	1	98.2	0	0	26/08/2018
Sudan	570	0	0	0	570	0	3.2	0	0	96.3	0	0	376	0	0	15	361	0	3.1	1	0	97.6	0	0	05/08/2018
Syria	362	0	1	0	287	74	4.7	0	0	80.9	0	0	231	0	0	8	223	0	4.4	0	0	87.0	0	0	25/08/2018
Tunisia	67	0	0	0	67	0	2.5	0	0	74.6	0	0	47	0	0	1	46	0	2.7	0	0	78.7	0	0	24/08/2018
U.A.E	58	0	0	0	58	0	5.7	0	0	98.3	0	0	29	0	0	4	25	0	3.4	0	0	100.0	0	0	26/08/2018
Yemen	713	0	0	95	618	0	5.2	95	77	90.2	0	0	451	0	0	431	20	0	4.8	335	319	94.0	0	0	25/08/2018
EMR	19178	22	3	96	18981	77	7.7	96	78	88.9	22	0	13179	15	0	1666	11493	6	7.8	566	347	90.9	15	0	
2016	16008	33	5	1	15961	8	6.4	0	0	89.6	33	0													

\* Confirmed polio cases refer to wild isolation from AFP cases or from contacts of negative index AFP cases

\*\* Non-polio AFP per 100,000 children <15 years

\*\*\* Adequate here refers to two stool specimens collected at least 24 hours apart, within 14 days of paralysis onset and specimens received in the lab in Good Condition

\*\*\*\* AFP cases co infected with P1 and P3 are counted separately as wild isolates



World Health Organization – Regional Office for Eastern Mediterranean  
AFP SURVEILLANCE  
Week 35, ending 02 September 2018

3-Sep-18  
Number 1039

Table 4 (a): Lab results of contacts' samples in EMR, 2017 - 2018

COUNTRY	2017						2018					
	# OF CONTACTS	LAB RESULTS					# OF CONTACTS	LAB RESULTS				
		WILD	VDPV	SL	NPEV	PENDING		WILD	VDPV	SL	NPEV	PENDING
AFG	1424	1	0	88	347	0	598	1	0	30	129	33
BAH	2	0	0	0	0	0	2	0	0	0	0	0
DJI	0	0	0	0	0	0	0	0	0	0	0	0
EGY	450	0	0	9	63	18	308	0	0	10	34	29
IRN	143	0	0	5	1	0	95	0	0	2	2	0
IRQ	698	0	0	18	101	16	531	0	0	17	65	17
JOR	2	0	0	0	0	0	0	0	0	0	0	0
KUW	8	0	0	0	0	2	0	0	0	0	0	0
LEB	92	0	0	2	3	21	178	0	0	3	14	18
LIB	4	0	0	0	0	1	0	0	0	0	0	0
MOR	87	0	0	0	7	0	57	0	0	0	5	0
OMA	115	0	0	1	24	1	44	0	0	0	10	0
PAK	3758	2	0	234	897	0	2522	1	0	108	486	86
PAL	0	0	0	0	0	0	0	0	0	0	0	0
QAT	0	0	0	0	0	0	0	0	0	0	0	0
SAA	0	0	0	0	0	0	5	0	0	0	0	5
SOM	1035	0	0	37	113	4	677	0	5	30	66	100
SUD	385	0	0	6	32	46	229	0	0	2	17	79
SYR	570	0	64	3	11	0	433	0	0	3	5	25
TUN	26	0	0	0	0	0	12	0	0	0	0	0
UAE	2	0	0	0	0	0	0	0	0	0	0	0
YEM	1737	0	0	43	114	667	945	0	0	0	0	945
<b>EMR</b>	<b>10538</b>	<b>3</b>	<b>64</b>	<b>446</b>	<b>1713</b>	<b>776</b>	<b>6636</b>	<b>2</b>	<b>5</b>	<b>205</b>	<b>833</b>	<b>1337</b>

Table 4 (B): Most recent wild contacts in EMRO, 2017 - 2018

Year	Country	Data	
		Count of wild contacts	Date of Most Recent stool collection
2018	Afghanistan	1	06-08-18
	Pakistan	1	08-05-18
<b>2018 Total</b>		<b>2</b>	<b>06-08-18</b>
2017	Pakistan	2	04-12-17
	Afghanistan	1	21-05-17
<b>2017 Total</b>		<b>3</b>	<b>04-12-17</b>

Table 4 (C): Number and distribution by district of -ve index AFP cases identified as wild positive by contact in EMR, 2017-2018

YEAR	COUNTRY	PROVINCE	DISTRICT	COUNT	First case	Last case
2018	AFG	NANGARHAR	PACHIERAGAM	1	17-07-18	17-07-18
	PAK	BALUCHISTAN	DUKKI	1	15-04-18	15-04-18
<b>2018 Total</b>				<b>2</b>	<b>15-04-18</b>	<b>17-07-18</b>
2017	AFG	HILMAND	NAWZAD	1	16-04-17	16-04-17
	<b>2017 Total</b>				<b>1</b>	<b>16-04-17</b>



AFP SURVEILLANCE

Week 35, ending 02 September 2018

Table 5: Laboratory investigation of AFP cases with paralysis onset in 2018 up to Week (35/18) / Ending on : (02/09/2018)

Country	Polio laboratories  Sequencing performed by EGY, PAK, TUN, CDC and RIVM laboratories	AFP cases with specimens	Preliminary virus isolation results of AFP cases						Poliovirus intratypic differentiation results #											Indicators				Latest report Date			
			Referred for ITD		NPEV only	Negative	Pending		Type 1			Type 2			Type 3			Discordant pending sequence	NPEV by PCR	Non-EV	Pending ITD	% specimens positive for NPEV*	% AFP cases with culture results within 14 days		% AFP cases with ITD results within 7 days	% AFP cases with ITD results within 45 days of onset**	
			L20B+	L20B+/NPEV			received < / = 14 days	received > 14 days ago	Wild	Sabin	VDPV	Wild	Sabin	VDPV	Wild	Sabin	VDPV										
Afghanistan	RRL Pakistan	2138	155	19	373	1514	68	9	11	120						108							16%	87%	100%	98%	26/08/2018
Bahrain	PNL Oman	19			1	18																	5%	100%		42%	06/08/2018
Djibouti	NPL Kenya																										26/08/2018
Egypt***	RRL Egypt	811	24	6	89	633	23	36		12						15		6					11%	91%	100%	99%	26/08/2018
Iran	NPL Iran	570	11		13	530	16			7	1					4							2%	100%	100%	99%	25/08/2018
Iraq	RRL Egypt	627	14		74	516	10	13		10						8							12%	100%	100%	69%	16/08/2018
Jordan	RRL EGYPT	88	3		5	80				2						3							9%	100%	100%	100%	16/08/2018
Kuwait	RRL Kuwait	46	1		4	39	1	1												1			6%	95%		98%	26/08/2018
Lebanon	NPL Jordan	66	2		4	58	2			1						1							8%	100%	100%	50%	16/08/2018
Libya	RRL Tunisia	74	1		5	61		7								1							7%	100%	100%	97%	17/08/2018
Morocco	NPL Morocco	105			2	103																	3%	92%		93%	16/08/2018
Oman	NPL Oman	15			2	13																	19%	87%		100%	06/08/2018
Pakistan	RRL Pakistan	7065	287	23	1366	5017	261	114	2	190						216		5		1			17%	88%	99%	97%	26/08/2018
Palestine & UNRWA		32			4	26	1	1															13%	67%		100%	26/08/2018
Qatar	NPL Oman	9			1	8																	11%	88%		100%	06/08/2018
Saudi Arabia	NPL Oman	138	2		1	124	3	13															1%	98%			26/08/2018
Somalia	NPL Kenya	227	19	1	18	169	7	13		8		4	3 #		8	3 #				2			9%	16%		100%	26/08/2018
Sudan	RRL Egypt	371	5		33	315		18		3					1		1						11%	98%	100%	80%	18/08/2018
Syria	RRL Egypt	230	3		6	218	3			1					2								3%	100%	100%	50%	26/08/2018
Tunisia	RRL Tunisia	54			1	51		2															1%	98%		96%	17/08/2018
U.A.E	NPL Oman	29			4	25																	12%	86%		90%	06/08/2018
Yemen	NPL Kenya																										25/08/2018
<b>Total EMR 2018</b>		12714	527	49	2006	9518	395	227	13	354	1		4	3		367	3		12		4		14%	89%	99%	97%	
<b>Total EMR 2017</b>		18238	942	103	3557	13614		21	21	598			10	34*		705	1	21	25	4			16%	98%	99%	96%	

\* Specimens from all sources including non-AFP cases, excluding environmental samples

\* In 2017, 41 cVDPV2 were isolated from Syria by other Global Polio Laboratories Network (GPLN) Syria reported a total of 74 cVDPV2 cases in 2017 out of which 8 were identified by positive contacts

# Somalia in 2018 so far has a total of 5 cVDPV cases (2 cVDPV2, 2 cVDPV3 & 1 coinfection cVDPV2/cVDPV3)

\*\* This indicator reflects surveillance and laboratory activities



**Table 6: Environmental isolate by year and type**

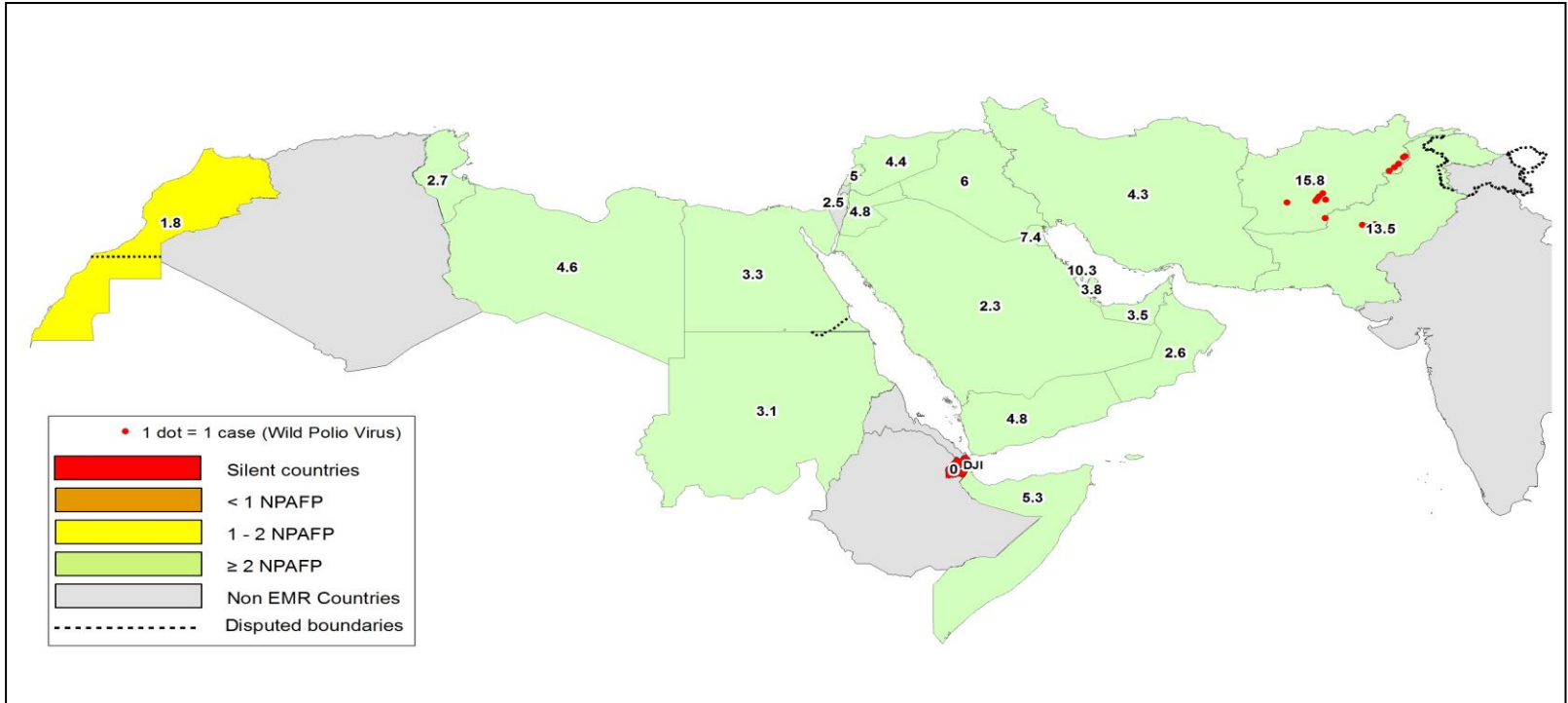
Country	Status	2015	2016	2017	2018
AFG	NEGATIVE	129	183	274	168
	PENDING				16
	WILD	20	2	42	34
<b>AFG Total</b>		<b>149</b>	<b>185</b>	<b>316</b>	<b>218</b>
EGY	NEGATIVE	495	528	522	328
	PENDING				29
	VDPV2	3	1		
<b>EGY Total</b>		<b>498</b>	<b>529</b>	<b>522</b>	<b>357</b>
IRN	NEGATIVE			6	25
	PENDING				1
<b>IRN Total</b>				<b>6</b>	<b>26</b>
JOR	NEGATIVE		2	32	13
	PENDING				10
<b>JOR Total</b>			<b>2</b>	<b>32</b>	<b>23</b>
LEB	NEGATIVE		4	27	9
	PENDING				18
<b>LEB Total</b>			<b>4</b>	<b>27</b>	<b>27</b>
PAK	NEGATIVE	347	462	523	347
	PENDING				34
	WILD	79	59	105	60
	WILD & VDPV2	5	3	1	
	VDPV2	8	5	4	
<b>PAK Total</b>		<b>439</b>	<b>529</b>	<b>633</b>	<b>441</b>
SOM	NEGATIVE			34	110
	PENDING				12
	VDPV2			2	10
	VDPV3				7
<b>SOM Total</b>			<b>36</b>	<b>139</b>	
SYR	NEGATIVE			4	46
	PENDING				7
<b>SYR Total</b>			<b>4</b>	<b>53</b>	
<b>Grand Total</b>		<b>1086</b>	<b>1249</b>	<b>1576</b>	<b>1284</b>

**Table 7: Environmental Wild/VDPV isolate by site**

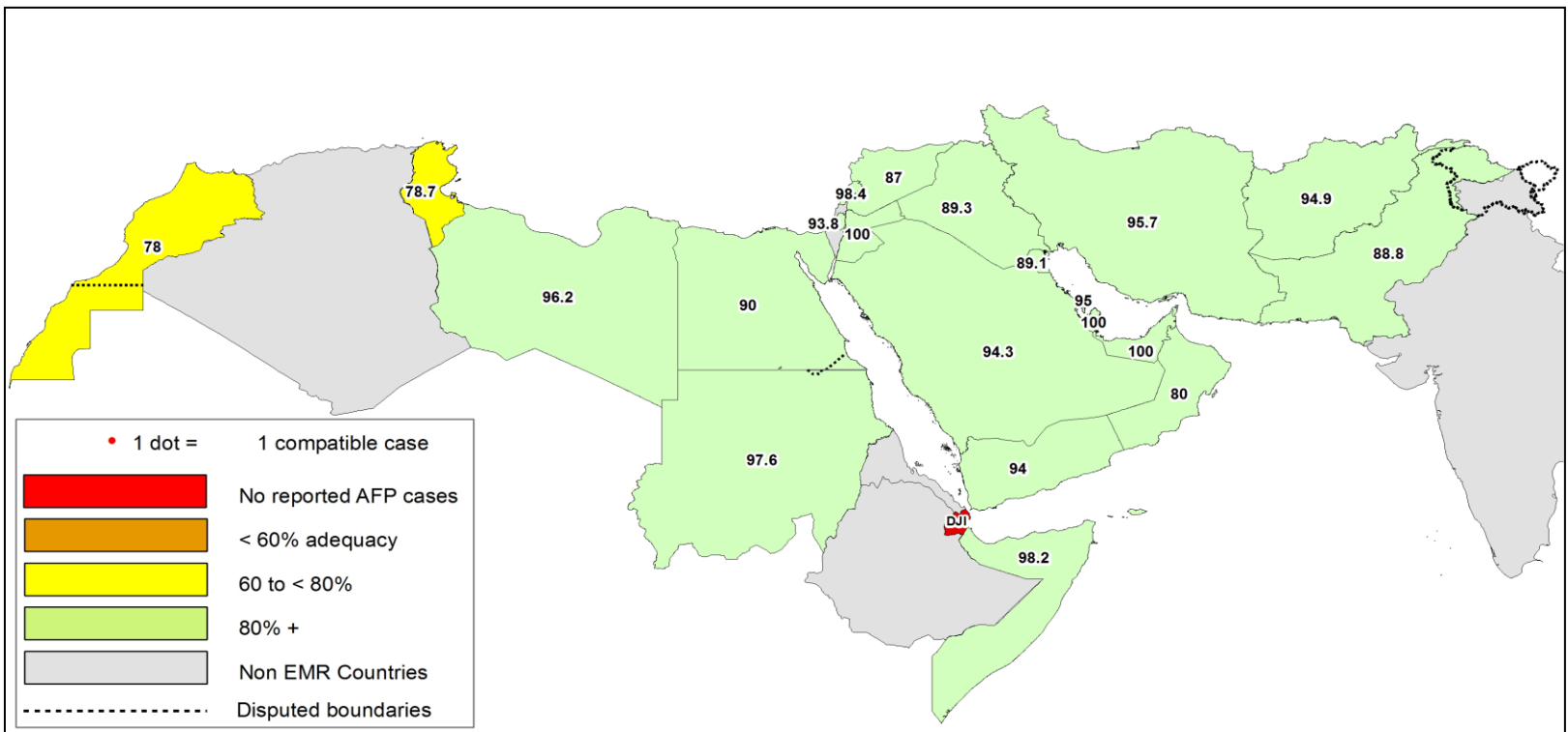
Country	COUNTRY	Status	PROVINCE	DISTRICT	Count	First date	Last date
2017	AFG	WILD	HILMAND	LASHKARGAH	8	26/Apr	26/Dec
				NAHR-E-SARAJ	1	25/Sep	25/Sep
				KABUL	1	25/Oct	25/Oct
				KANDAHAR	18	26/Jan	27/Dec
				KUNAR	1	25/Dec	25/Dec
				NANGARHAR	3	24/Sep	26/Dec
				JALALABAD	10	24/Jan	26/Dec
	<b>AFG Total</b>				<b>42</b>	<b>24/Jan</b>	<b>27/Dec</b>
	PAK	WILD	BALOCHISTAN	KABDULLAH	12	1/Jan	15/Oct
				LORALAI	3	17/Sep	17/Nov
				PISHIN	5	2/Jan	2/Oct
				QUETTA	12	1/Jan	20/Dec
				ZHOB	1	18/Dec	18/Dec
				ISLAMABAD	5	10/Feb	10/Jul
				KHYBER PAKHTUNKHWA	8	10/Jan	11/Dec
				PUNJAB	1	18/Dec	18/Dec
				MULTAN	1	9/Jan	9/Jan
				RAWALPINDI	8	10/Jan	10/Oct
				JACOBABAD	4	11/Aug	13/Dec
				KAMBAR	1	15/Aug	15/Aug
				KHIBALDIA	2	8/Aug	3/Nov
				KHIGADAP	21	9/Jan	12/Dec
				KHIGIQBAL	6	3/Feb	10/Oct
				KHIKORANGI	1	16/Oct	16/Oct
				KHILANDHI	7	16/Mar	14/Dec
				KHISITE	5	7/Aug	4/Dec
				SUKKUR	2	11/Apr	19/Sep
WILD & VDPV2	BALOCHISTAN	KABDULLAH	1	15/Jul	15/Jul		
		PISHIN	1	2/May	2/May		
		QUETTA	3	3/Apr	29/May		
<b>PAK Total</b>				<b>110</b>	<b>1/Jan</b>	<b>20/Dec</b>	
SOM	VDPV2	BANADIR	WABERI	2	22/Oct	2/Nov	
<b>SOM Total</b>				<b>2</b>	<b>22/Oct</b>	<b>2/Nov</b>	
<b>2017 Total</b>				<b>154</b>	<b>1/Jan</b>	<b>27/Dec</b>	
2018	AFG	WILD	HILMAND	LASHKARGAH	1	8/Jan	8/Jan
				HERAT	1	25/Jun	25/Jun
				KABUL	3	26/Feb	26/Jun
				KANDAHAR	15	8/Jan	5/Aug
				KUNAR	1	24/Apr	24/Apr
				BEHSUD	2	28/Jan	25/Feb
				JALALABAD	11	27/Jan	25/Jul
	<b>AFG Total</b>				<b>34</b>	<b>8/Jan</b>	<b>5/Aug</b>
	PAK	WILD	BALOCHISTAN	KABDULLAH	1	1/Jan	1/Jan
				LORALAI	1	17/Mar	17/Mar
				QUETTA	5	13/Feb	28/Jul
				ISLAMABAD	4	10/Jan	10/Aug
				KHYBER PAKHTUNKHWA	1	31/Mar	31/Mar
				KOHAT	3	5/Jan	27/Jun
				PESHAWAR	11	10/Jan	10/Aug
				DERA GHAZI KHAN	1	12/Feb	12/Feb
				LAHORE	2	11/Jun	11/Jul
				RAWALPINDI	7	10/Jan	10/Aug
				HYDERABAD	1	9/Feb	9/Feb
				JACOBABAD	2	12/Feb	7/Mar
				KAMBAR	3	7/Apr	9/Jul
				KHIBALDIA	1	1/Aug	1/Aug
				KHIGADAP	9	15/Feb	10/Aug
				KHILANDHI	3	10/Jan	30/Jul
				KHISITE	1	1/Jan	1/Jan
				SUKKUR	1	8/Feb	8/Feb
				KHILIAQAT	1	7/Mar	7/Mar
FATA	2	19/May	1/Aug				
<b>PAK Total</b>				<b>60</b>	<b>1/Jan</b>	<b>10/Aug</b>	
SOM	VDPV2	BANADIR	HAMAR WEYN	6	4/Jan	17/May	
			HODAN	1	22/Feb	22/Feb	
			WABERI	3	1/Mar	17/May	
			VDPV3	HAMAR WEYN	5	8/Mar	5/Apr
WABERI	2	8/Mar	19/Apr				
<b>SOM Total</b>				<b>17</b>	<b>4/Jan</b>	<b>17/May</b>	
<b>2018 Total</b>				<b>111</b>	<b>1/Jan</b>	<b>10/Aug</b>	



**Figure 1: Non Polio AFP Rate and Wild Virus in EMR 01/01/2018 - 02/09/2018**



**Figure 2: Percent of AFP cases with Adequate Samples & Compatible Cases in EMR 01/01/2018 - 02/09/2018**



**Table 8: Wild polio cases by country and date of onset of paralysis in EMR, 2017 - 2018**

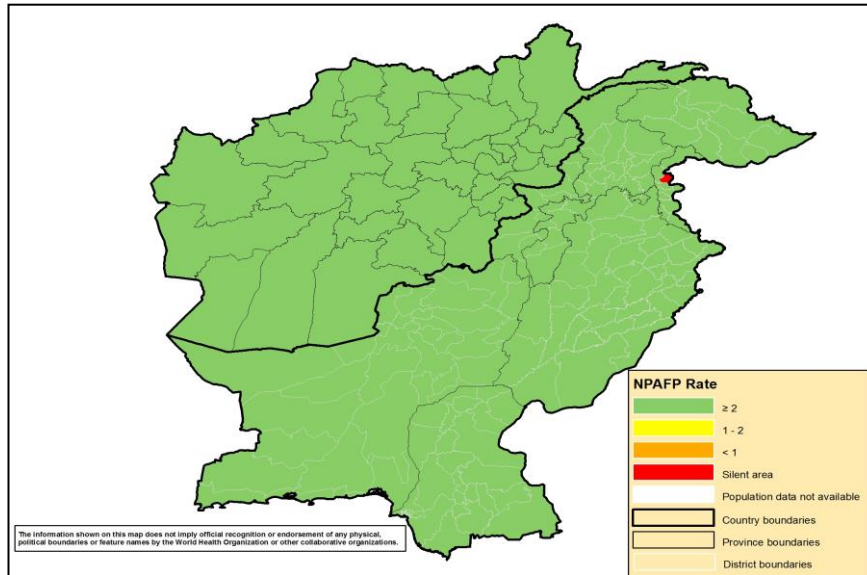
Year	COUNTRY	P1		
		Count	First Case	Last Case
2018	AFG	12	01-01-18	17-07-18
	PAK	3	08-03-18	18-05-18
2018 Total		15	01-01-18	17-07-18
2017	AFG	14	13-01-17	28-12-17
	PAK	8	28-01-17	15-11-17
2017 Total		22	13-01-17	28-12-17

**Last reported wild Polio P3 from Pakistan with date of onset 18/04/2012**

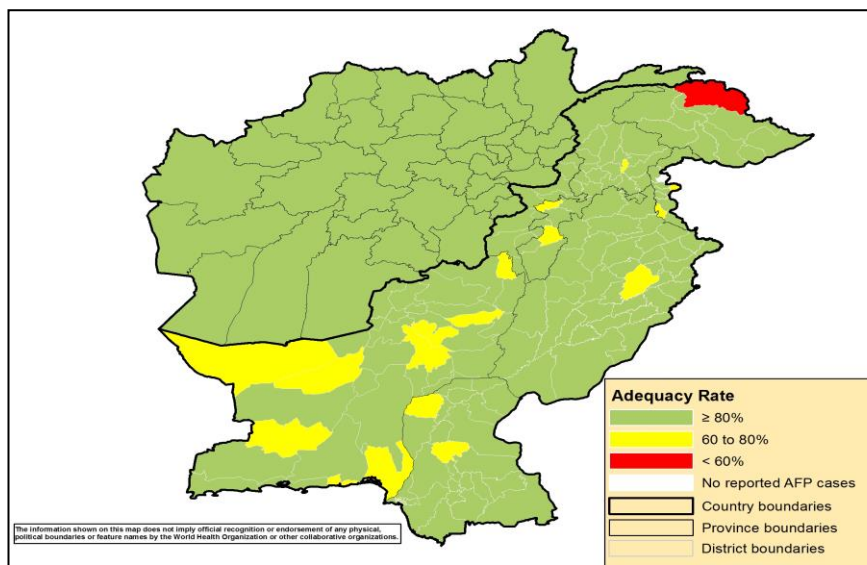




**Figure 3: Non Polio AFP rate by Province in Afghanistan & by District in Pakistan 01/01/2018 - 02/09/2018**



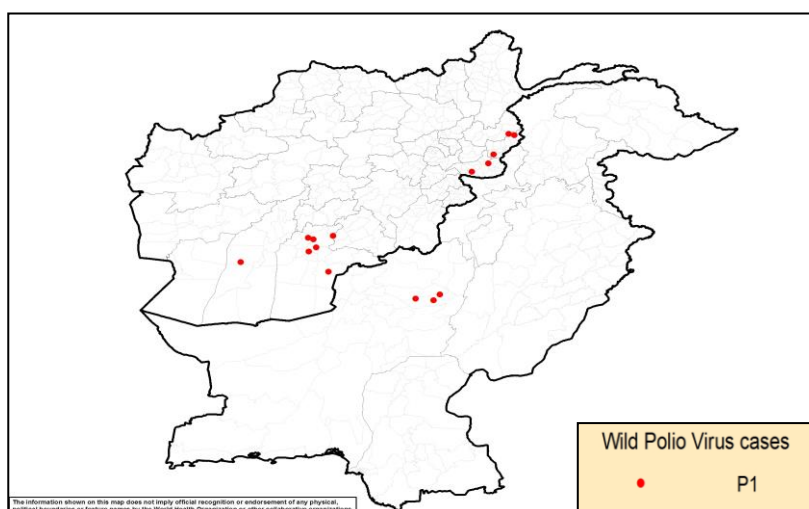
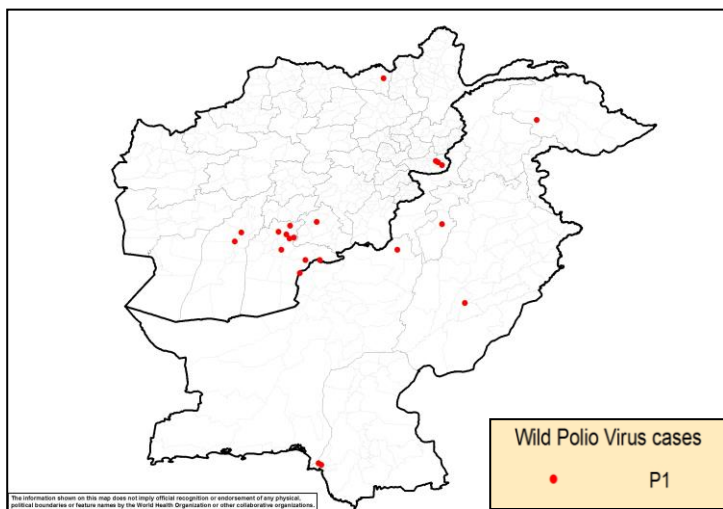
**Figure 4: Percent of AFP cases with Adequate Samples in Afghanistan by Province & Pakistan by District 01/01/2018 - 02/09/2018**



**Figure 5: Wild Virus Cases by Type & District in Afghanistan & Pakistan**

**5a: 01/01/2017 - 31/12/2017**

**5b: 01/01/2018 - 02/09/2018**





World Health Organization – Regional Office for Eastern Mediterranean  
AFP SURVEILLANCE  
Week 35, ending 02 September 2018

3-Sep-18  
Number 1039

**Table 9: Wild Polio cases by district and date of onset of paralysis, Afghanistan 2017-2018**

ONSETYR	PROVINCE	DISTRICT	Count	First case	Last case
2018	NANGARHAR	PACHIERAGAM	1	17-07-18	17-07-18
		KAMA	1	01-01-18	01-01-18
	KANDAHAR	ARGHANDAB (K)	1	17-07-18	17-07-18
		SHAHWALIKOT	3	05-01-18	27-04-18
		KHAKREZ	1	25-02-18	25-02-18
		SPINBOLDAK	1	06-01-18	06-01-18
	KUNAR	CHAWKAY	1	22-06-18	22-06-18
		GHAZIABAD	2	14-02-18	03-03-18
	HILMAND	NAD-E-ALI	1	01-06-18	01-06-18
	2018 Total			12	01-01-18
2017	KANDAHAR	SPINBOLDAK	1	28-12-17	28-12-17
		SHAHWALIKOT	5	19-06-17	03-12-17
		KANDAHAR	1	13-01-17	13-01-17
	NANGARHAR	MUHMAND DARA	1	05-11-17	05-11-17
		BATIKOT	2	15-09-17	11-10-17
	ZABUL	ARGHANDAB (Z)	1	10-07-17	10-07-17
	HILMAND	NAWZAD	1	16-04-17	16-04-17
		NAHR-E-SARAJ	1	21-01-17	21-01-17
	KUNDUZ	DASHT-E-ARCHI	1	21-02-17	21-02-17
	2017 Total			14	13-01-17

**Table 10: Wild Polio cases by district and date of onset of paralysis, Pakistan 2017-2018**

Year of onset	PROVINCE	DISTRICT	Count	First case	Last case
2018	BALOCHISTAN	DUKKI	3	08-03-18	18-05-18
2018 Total			3	08-03-18	18-05-18
2017	BALOCHISTAN	ZHOB	1	15-11-17	15-11-17
		KABDULAH	2	11-06-17	13-11-17
	SINDH	KHIGADAP	1	09-11-17	09-11-17
		KHIGIQBAL	1	11-08-17	11-08-17
	KHYBER PAKHTOON	LAKKIMRWT	1	21-08-17	21-08-17
	GILGIT BALTISTAN	DIAMER	1	13-02-17	13-02-17
PUNJAB	LODHRAN	1	28-01-17	28-01-17	
2017 Total			8	28-01-17	15-11-17

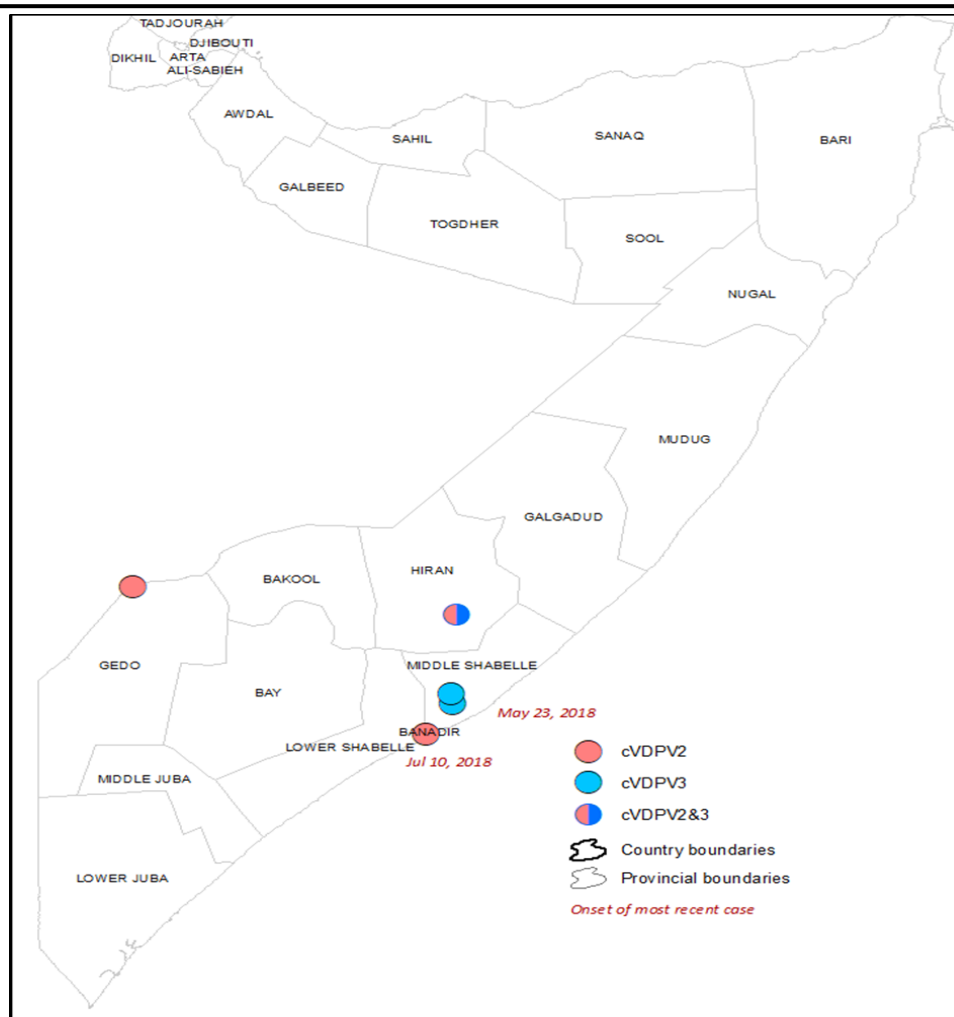


**Table 11: Circulating VDPV cases and date of onset of paralysis in EMR countries by districts 2017-2018**

Year	COUNTRY	PROVINCE	DISTRICT	cVDPV2			cVDPV3		
				Count	First Case	Last Case	Count	First Case	Last Case
2017	SYR	HOMS	TADMOUR	1	10/Jul/17	10/Jul/17			
		DEIR_AL_ZOUR	DEIR ALZOUR	1	30/Jun/17	30/Jun/17			
		DEIR_AL_ZOUR	BOKAMAL	12	25/Jun/17	21/Sep/17			
		DEIR_AL_ZOUR	MAYADEEN	58	5/Mar/17	9/Sep/17			
		RAQUA	THAWRA	1	16/Jun/17	16/Jun/17			
		RAQUA	TALABYAD	1	25/Apr/17	25/Apr/17			
SYR Total				74	5/Mar/17	21/Sep/17			
<b>2017 Total</b>				<b>74</b>	<b>5/Mar/17</b>	<b>21/Sep/17</b>			
2018	SOM	BANADIR	DANYILE	1	10/Jul/18	10/Jul/18			
		HIRAN	BULO BURTI	1	11-May-18	11-May-18	1	11-May-18	11-May-18
		GEDO	DOLO	1	26-May-18	26-May-18			
		MIDDLE SHABELLE	WARSHEIKH				2	16/May/18	23/May/18
SOM Total				3	11/May/18	10/Jul/18	3	11/May/18	23/May/18
<b>2018 Total</b>				<b>3</b>	<b>11/May/18</b>	<b>10/Jul/18</b>	<b>3</b>	<b>11/May/18</b>	<b>23/May/18</b>

Somalia in 2018 so far has a total of 5 cVDPV cases (2 cVDPV2, 2 cVDPV3 & 1 coinfection cVDPV2/cVDPV3)

**Figure 6: Somalia cVDPV cases by type and district 01/01/2018 - 02/09/2018**





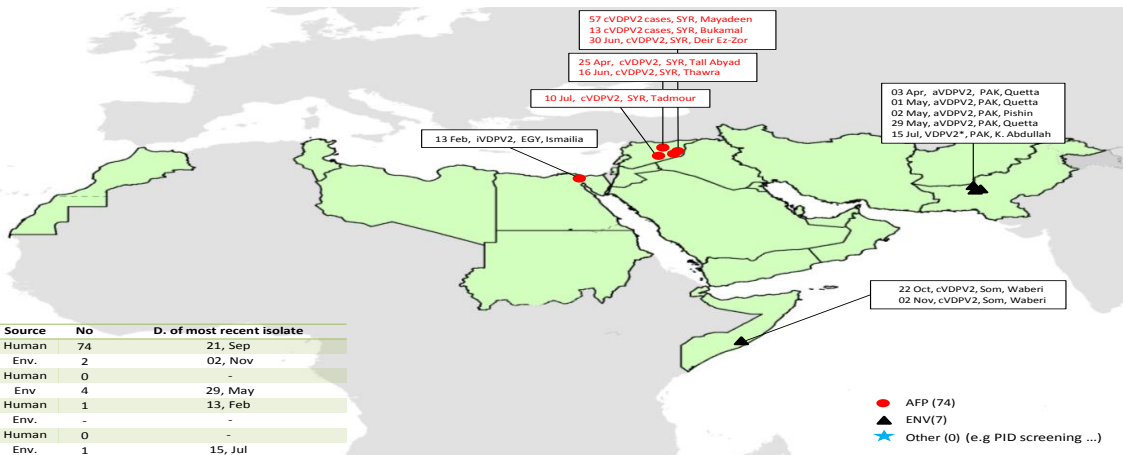
### Sabin Like Type-2 Poliovirus Isolates (H & E) EMR, 2016-17-18



\* Focused tOPV campaign in El Tur district (S. Sinai/Egy) as a response to VDPV2 isolation

tOPV SIAs  
mOPV2 SIAs

### VDPV2 isolates, EMR countries, 2017



### VDPV2 isolates, EMR countries, 2018

