

Highlights of Polio Fax Bulletin No. 1037 for Week 33 2018

I. Poliovirus Transmission

1. Endemic countries (PAKISTAN & AFGHANISTAN):
 - a. No new wild poliovirus cases reported this week. The latest WPV1 case reported was from Afghanistan with date of onset on 17 July. The total number of polio cases in 2018 remains 14 so far (Afghanistan – 11 and Pakistan – 3).
 - b. One new positive environmental sample for WPV1 reported this week from Afghanistan from Herat district, Hirat province. The total positive environmental samples from Afghanistan in 2018 are 30 to date with most recent positive sample collected on 25 July 2018; while for Pakistan the most recent positive sample collected among total of 54 samples is on 1 August 2018.

II. Outbreak response countries

1. SOMALIA:

- One new cVDPV2 case reported this week, who is a 36-month old male child from Banadir province, Danyile district, from Tabelha-Sh Ibrahim village, with date of onset 10 July 2018.
- Accordingly, the total number of cVDPV cases is 5 (two cVDPV2, two cVDPV3 and one had both cVDPV2 and cVDPV3). The dates of onset of most recent cVDPV2 are on 10 July and cVDPV3 is on 23 May 2018.
- The date of collection of most recent positive environmental sample for cVDPV2 was on 17 May 2018. The date of collection of most recent positive environmental sample for cVDPV3 in Somalia was on 19 April 2018.

2. SYRIA:

- i. Total cases of cVDPV2 in 2017 remain 74. Date of onset of the recent most case is 21 September 2017. No isolation of cVDPV2 from environmental samples. More than 10 months have elapsed without any new case.
- ii. There is provisional reporting of cVDPV2 from an old AFP case (Deir Ez-Zor, Date of Onset 03 August 2017), which is under investigation and, therefore, pending for final classification.

III. Other countries:

1. IRAN

- i. A discordant poliovirus type-1 has been found in an environmental sample from Zahdian in 'Sistan - Baluchestan' province which shares borders with Pakistan and Afghanistan. Final results are awaited.
- ii. A provisional VDPV type 1 is reported from Iran. It is detected from specimen of a 17-month old child having date of onset on 7 April 2018. Final classification is still pending additional investigation results.

IV. **Surveillance performance indicators**

1. Nineteen of 22 member states are meeting the global target of the two key surveillance indicators, namely non polio AFP rate of 2 per 100,000 children aged below 15 years and percent AFP cases with adequate specimen 80% and above.
 - i. Djibouti and Morocco are missing both indicators. Djibouti, did not report any AFP case since April 2017 and Morocco has a non-polio AFP rate of 1.7 and percentage of AFP cases with adequate stool specimens of 75.5%.
 - ii. Tunisia has 77.3 percentage of AFP cases with adequate stool specimens.
2. Yemen has the highest number of 2017 AFP cases (98), which are not yet finally classified. Two other countries having pending case(s) of 2017 include Somalia (1) and Djibouti (4).



World Health Organization – Regional Office for Eastern Mediterranean

AFP SURVEILLANCE

Week 33, ending 19 August 2018

20-Aug-18

Number 1037

Table 1: Acute Flaccid Paralysis (AFP) cases by week of onset

Country	Reported AFP cases by week of onset - Week (33/18) / Ending on : 19/08/2018														
	Total AFP 2016	Total AFP 2017	Total AFP to date, 2018	W22 03 Jun 18	W23 10 Jun 18	W24 17 Jun 18	W25 24 Jun 18	W26 01 Jul 18	W27 08 Jul 18	W28 15 Jul 18	W29 22 Jul 18	W30 29 Jul 18	W31 05 Aug 18	W32 12 Aug 18	W33 19 Aug 18
Afghanistan	2905	3094	2087	62	56	35	57	56	77	71	73	60	64	23	1
Bahrain	14	18	19	0	0	0	0	0	0	0	0	0	0	0	
Djibouti	3	4	0	0	0	0	0	0	0	0	0	0	0	0	0
Egypt	1092	1242	804	28	13	16	31	20	21	18	22	18	21	18	
Iran	776	820	520	19	13	14	5	16	9	14	12	16	6	4	
Iraq	605	699	615	25	14	8	11	16	22	21	25	20	13	8	
Jordan ****	107	116	90	1	1	4	1	3	4	5	1	1	2	1	
Kuwait	50	69	45	1	1	1	2	2	1	0	0	0	1	1	0
Lebanon ****	111	75	58	0	1	2	0	4	2	1	2	1	2	1	
Libya	70	88	75	5	1	2	1	3	4	0	0	3	4	1	
Morocco	84	143	102	6	5	2	1	3	1	1					
Oman	39	40	15	0	0	0	0	1	0	0	1	0	1	0	
Pakistan	7848	10318	6593	201	178	178	176	212	203	186	174	167	43	0	
Palestine ****	46	43	30	0	2	0	0	1	0	1	2	0	1	0	
Qatar	9	18	9	0	0	0	0	0	1	0	0	0	0	0	
Saudi Arabia	273	276	119	4	4	3	0	4	5	0	1	6	1	0	
Somalia	316	345	214	8	4	4	5	11	8	6	5	11	6	2	
Sudan	509	570	357	11	5	8	14	12	18	9	20	8	5	0	
Syria ****	303	362	227	5	5	10	7	6	11	3	4	5	10	3	
Tunisia	90	67	44	0	1	1	1	2	1	0	0	0	0	0	
U.A.E	42	58	29	2	0	1	1	1	0	1	1	1	0	0	
Yemen	715	713	361	7	1	3	2								
Total EMR	16007	19178	12413	385	305	292	315	373	388	337	343	317	180	62	1

□ No data = No report received

Table 2: Confirmed polio cases by month of onset

Country	Total year 2016	Total year 2017	19/08		Confirmed polio cases by month of onset											
			2017	2018	September 2017	October 2017	November 2017	December 2017	January 2018	February 2018	March 2018	April 2018	May 2018	June 2018	July 2018	August 2018
Afghanistan	13	14	6	11	1	3	2	2	3	3	1	1	0	2	1	
Bahrain	0	0	0	0	0	0	0	0	0	0	0	0	0	0	0	
Djibouti	0	0	0	0	0	0	0	0	0	0	0	0	0	0	0	
Egypt	0	0	0	0	0	0	0	0	0	0	0	0	0	0	0	
Iran	0	0	0	0	0	0	0	0	0	0	0	0	0	0	0	
Iraq	0	0	0	0	0	0	0	0	0	0	0	0	0	0	0	
Jordan ****	0	0	0	0	0	0	0	0	0	0	0	0	0	0	0	
Kuwait	0	0	0	0	0	0	0	0	0	0	0	0	0	0	0	
Lebanon ****	0	0	0	0	0	0	0	0	0	0	0	0	0	0	0	
Libya	0	0	0	0	0	0	0	0	0	0	0	0	0	0	0	
Morocco	0	0	0	0	0	0	0	0	0	0	0	0	0	0	0	
Oman	0	0	0	0	0	0	0	0	0	0	0	0	0	0	0	
Pakistan	20	8	4	3	0	0	3	0	0	0	1	1	1	0	0	
Palestine ****	0	0	0	0	0	0	0	0	0	0	0	0	0	0	0	
Qatar	0	0	0	0	0	0	0	0	0	0	0	0	0	0	0	
Saudi Arabia	0	0	0	0	0	0	0	0	0	0	0	0	0	0	0	
Somalia	0	0	0	0	0	0	0	0	0	0	0	0	0	0	0	
Sudan	0	0	0	0	0	0	0	0	0	0	0	0	0	0	0	
Syria ****	0	0	0	0	0	0	0	0	0	0	0	0	0	0	0	
Tunisia	0	0	0	0	0	0	0	0	0	0	0	0	0	0	0	
U.A.E	0	0	0	0	0	0	0	0	0	0	0	0	0	0	0	
Yemen	0	0	0	0	0	0	0	0	0	0	0	0	0	0	0	
Total EMR	33	22	10	14	1	3	5	2	3	3	2	2	1	2	1	0

**** UNRWA cases are included with those of country of residence



AFP SURVEILLANCE

Week 33, ending 19 August 2018

Table 3: Investigation of AFP cases with paralysis onset in 2017 & 2018 up to Week (33/18) / Ending on : 19/08/2018

COUNTRY	2017											2018											Latest line List Date			
	AFP									Specimen	Wild cases ****		AFP									Specimen		Wild cases ****		
	Total AFP cases onset 2017	Case classification					Non polio AFP rate **	AFP cases pending classification > 90 days from onset of paralysis	AFP cases pending classification and lab > 90 days from onset of paralysis		% with *** adequate specimens	Wild P1 Poliovirus	Wild P3 Poliovirus	Total AFP cases onset 2018	Case classification					Annualized Non polio AFP rate **	AFP cases pending classification > 90 days from onset of paralysis			AFP cases pending classification and lab > 90 days from onset of paralysis	% with *** adequate specimens	Wild P1 Poliovirus
		Total Confirmed Polio Cases *	Polio Compatible	Pending Classification	Discarded (non polio AFP)	VDPV				Total Confirmed Polio Cases *					Polio Compatible	Pending Classification	Discarded (non polio AFP)	VDPV								
Afghanistan	3094	14	0	0	3080	1	15.2	0	0	93.5	14	0	2087	11	0	152	1924	0	16.2	8	0	94.9	11	0	16-08-2018	
Bahrain	18	0	0	0	18	0	6.2	0	0	100.0	0	0	19	0	0	3	16	0	10.4	2	0	94.7	0	0	16-08-2018	
Djibouti	4	0	0	4	0	0	1.3	4	0	100.0	0	0	0	0	0	0	0	0	0.0	0	0		0	0	19-08-2018	
Egypt	1242	0	0	0	1240	2	3.3	0	0	94.4	0	0	804	0	0	85	719	0	3.3	0	0	91.4	0	0	16-08-2018	
Iran	820	0	0	0	820	0	4.3	0	0	96.7	0	0	520	0	0	25	495	1	4.3	1	1	96.5	0	0	18-08-2018	
Iraq	699	0	0	0	699	0	4.7	0	0	86.7	0	0	615	0	0	75	540	0	6.4	27	2	89.3	0	0	18-08-2018	
Jordan	116	0	0	0	116	0	4.2	0	0	100.0	0	0	90	0	0	5	85	0	5.0	0	0	100.0	0	0	14-08-2018	
Kuwait	69	0	0	0	69	0	7.5	0	0	92.8	0	0	45	0	0	6	39	0	7.7	0	0	86.7	0	0	16-08-2018	
Lebanon	75	0	0	0	75	0	4.0	0	0	80.0	0	0	58	0	0	3	55	0	4.9	0	0	98.3	0	0	17-08-2018	
Libya	88	0	0	0	88	0	4.3	0	0	96.6	0	0	75	0	0	10	65	0	4.7	2	1	96.0	0	0	18-08-2018	
Morocco	143	0	0	0	143	0	1.3	0	0	67.1	0	0	102	0	0	33	69	0	1.7	14	0	75.5	0	0	14-07-2018	
Oman	40	0	0	0	40	0	4.5	0	0	90.0	0	0	15	0	0	2	13	0	2.7	0	0	80.0	0	0	14-08-2018	
Pakistan	10318	8	2	0	10308	0	13.2	0	0	85.6	8	0	6593	3	0	419	6171	0	13.4	122	0	88.5	3	0	18-08-2018	
Palestine	43	0	0	0	43	0	2.3	0	0	97.7	0	0	30	0	0	7	23	0	2.5	0	0	93.3	0	0	16-08-2018	
Qatar	18	0	0	0	18	0	6.1	0	0	100.0	0	0	9	0	0	5	4	0	4.0	4	0	100.0	0	0	05-08-2017	
Saudi Arabia	276	0	0	0	276	0	3.5	0	0	98.9	0	0	119	0	0	50	69	0	2.3	20	19	95.0	0	0	13-08-2018	
Somalia	345	0	0	1	344	0	6.0	1	1	99.1	0	0	214	0	0	35	174	5	5.3	5	4	98.1	0	0	18-08-2018	
Sudan	570	0	0	0	570	0	3.2	0	0	96.3	0	0	357	0	0	23	334	0	3.1	0	0	97.8	0	0	05-08-2018	
Syria	362	0	1	0	287	74	4.7	0	0	80.9	0	0	227	0	0	16	211	0	4.6	0	0	87.2	0	0	18-08-2018	
Tunisia	67	0	0	0	67	0	2.5	0	0	74.6	0	0	44	0	0	5	39	0	2.6	0	0	77.3	0	0	17-08-2018	
U.A.E	58	0	0	0	58	0	5.7	0	0	98.3	0	0	29	0	0	4	25	0	3.7	0	0	100.0	0	0	16-08-2018	
Yemen	713	0	0	98	615	0	5.2	98	81	90.2	0	0	361	0	0	344	17	0	4.1	324	310	94.5	0	0	30-06-2018	
EMR	19178	22	3	103	18974	77	7.7	103	82	88.9	22	0	12413	14	0	1307	11087	6	7.8	529	337	90.8	14	0		
2016	16008	33	5	1	15961	8	6.4	0	0	89.6	33	0														

Provisional reporting of cVDPV2 from an old AFP case from Syria, Deir AlZour, date of onset 03 August 2017 is under investigation, pending for final laboratory results

* Confirmed polio cases refer to wild isolation from AFP cases or from contacts of negative index AFP cases

** Non-polio AFP per 100,000 children <15 years

*** Adequate here refers to two stool specimens collected at least 24 hours apart, within 14 days of paralysis onset

**** AFP cases co infected with P1 and P3 are counted separately as wild isolates



World Health Organization – Regional Office for Eastern Mediterranean
AFP SURVEILLANCE
Week 33, ending 19 August 2018

20-Aug-18
Number 1037

Table 4 (a): Lab results of contacts' samples in EMR, 2017 - 2018

COUNTRY	2017						2018					
	# OF CONTACTS	WILD	VDPV	SL	NPEV	PENDING	# OF CONTACTS	WILD	VDPV	SL	NPEV	PENDING
AFG	1424	1	0	88	347	0	570	0	0	29	115	35
BAH	2	0	0	0	0	0	2	0	0	0	0	0
DJI	0	0	0	0	0	0	0	0	0	0	0	0
EGY	450	0	0	9	63	18	299	0	0	10	33	23
IRN	143	0	0	5	1	0	90	0	0	2	2	0
IRQ	698	0	0	18	101	16	531	0	0	17	62	35
JOR	2	0	0	0	0	0	0	0	0	0	0	0
KUW	8	0	0	0	0	2	0	0	0	0	0	0
LEB	92	0	0	2	3	21	178	0	0	3	14	18
LIB	4	0	0	0	0	1	0	0	0	0	0	0
MOR	87	0	0	0	7	0	41	0	0	0	4	8
OMA	115	0	0	1	24	1	44	0	0	0	10	0
PAK	3758	2	0	234	897	0	2344	1	0	106	388	54
PAL	0	0	0	0	0	0	0	0	0	0	0	0
QAT	0	0	0	0	0	0	0	0	0	0	0	0
SAA	0	0	0	0	0	0	5	0	0	0	0	5
SOM	1035	0	0	37	113	4	638	0	5	29	52	136
SUD	385	0	0	6	32	46	224	0	0	2	16	85
SYR	570	0	64	3	11	0	407	0	0	3	5	25
TUN	26	0	0	0	0	0	12	0	0	0	0	0
UAE	2	0	0	0	0	0	0	0	0	0	0	0
YEM	1737	0	0	43	114	667	720	0	0	0	0	720
EMR	10538	3	64	446	1713	776	6105	1	5	201	701	1144

Table 4 (B): Most recent wild contacts in EMRO, 2017 - 2018

Year	Country	Data	
		Count of wild contacts	Date of Most Recent stool collection
2018	Pakistan	1	08-05-18
2018 Total		1	08-05-18
2017	Pakistan	2	04-12-17
	Afghanistan	1	21-05-17
2017 Total		3	04-12-17

Table 4 (C): Number and distribution by district of -ve index AFP cases identified as wild positive by contact in EMR, 2017-2018

YEAR	COUNTRY	PROVINCE	DISTRICT	COUNT	First case	Last case
2018	PAK	BALUCHISTAN	DUKKI	1	15-04-18	15-04-18
	PAK Total			1	15-04-18	15-04-18
2017	AFG	HILMAND	NAWZAD	1	16-04-17	16-04-17
	AFG Total			1	16-04-17	16-04-17



Table 5: Laboratory investigation of AFP cases with paralysis onset in 2018 up to Week (33/18) / Ending on : (19/08/2018)

Country	Polio laboratories Sequencing performed by EGY, PAK, TUN, CDC and RIVM laboratories	AFP cases with specimens	Preliminary virus isolation results of AFP cases						Poliovirus intratypic differentiation results #										Indicators				Latest report Date						
			Referred for ITD		NPEV only	Negative	Pending		Type 1			Type 2			Type 3			Discordant pending sequence	NPEV by PCR	Non-EV	Pending ITD	% specimens positive for NPEV*		% AFP cases with culture results within 14 days	% AFP cases with ITD results within 7 days	% AFP cases with ITD results within 45 days of onset**			
			L20B+	L20B+&NPEV			received < / = 14 days	received > 14 days ago	Wild	Sabin	VPV	Wild	Sabin	VPV	Wild	Sabin	VPV												
Afghanistan	RRL Pakistan	2028	147	15	350	1446	70		11	112											16%	87%	100%	98%	18/08/2018				
Bahrain	PNL Oman	19			1	18															5%	100%		42%	06/08/2018				
Djibouti	NPL Kenya																								19/08/2018				
Egypt***	RRL Egypt	786	24	6	87	627	41	1		12							6				11%	91%	100%	99%	16/08/2018				
Iran	NPL Iran	532	11		10	487	22	2		7	1										1%	100%	100%	99%	18/08/2018				
Iraq	RRL Egypt	615	14		72	490	29	10		8											12%	100%	100%	73%	16/08/2018				
Jordan	RRL EGYPT	88	3		5	79	1			1											9%	100%	100%	100%	16/08/2018				
Kuwait	RRL Kuwait	43	1		4	36	1	1											1		7%	95%		98%	16/08/2018				
Lebanon	NPL Jordan	61	2		4	55				1											8%	100%	100%	50%	16/08/2018				
Libya	RRL Tunisia	74	1		5	61	7														7%	100%	100%	97%	17/08/2018				
Morocco	NPL Morocco	105			2	97	6														3%	92%		94%	16/08/2018				
Oman	NPL Oman	15			2	12		1													21%	93%		100%	06/08/2018				
Pakistan	RRL Pakistan	6498	272	20	1243	4844	112	4	2	180							4				16%	87%	99%	97%	18/08/2018				
Palestine & UNRWA		30			4	25	1														14%	66%		100%	16/08/2018				
Qatar	NPL Oman	9			1	8															11%	88%		100%	06/08/2018				
Saudi Arabia	NPL Oman	116	2		1	110		6													1%	98%			25/07/2018				
Somalia	NPL Kenya	214	17	1	15	148	9	24		8			3	3 #					2		9%	16%		100%	18/08/2018				
Sudan	RRL Egypt	371	5		33	315	18			3							1				11%	98%	100%	80%	18/08/2018				
Syria	RRL Egypt	224	3		6	201	11	3		1							1				3%	100%	100%	67%	16/08/2018				
Tunisia	RRL Tunisia	54			1	51	2														1%	98%		96%	17/08/2018				
U.A.E	NPL Oman	27			4	23															13%	85%		89%	06/08/2018				
Yemen	NPL Kenya																								05/07/2018				
Total EMR 2018		11909	502	42	1850	9133	330	52	13	333	1		3	3			342	3			11		3	14%	88%	99%	97%		
Total EMR 2017		18238	942	103	3557	13614		21	21	598			10	34*			705	1			21	25	4		16%	98%	99%	96%	

* Specimens from all sources including non-AFP cases, excluding environmental samples

** This indicator reflects surveillance and laboratory activities

* In 2017, 41 cVDPV2 were isolated from Syria by other Global Polio Laboratories Network (GPLN)
Syria reported a total of 74 cVDPV2 cases in 2017 out of which 8 were identified by positive contacts

Somalia in 2018 so far has a total of 5 cVDPV cases (2 cVDPV2,
2 cVDPV3 & 1 coinfection cVDPV2/cVDPV3)



Table 6: Environmental isolate by year and type

Country	Status	2015	2016	2017	2018
AFG	NEGATIVE	129	183	274	164
	PENDING				10
	WILD	20	2	42	30
AFG Total		149	185	316	204
EGY	NEGATIVE	495	528	522	318
	PENDING				21
	VDPV2	3	1		
EGY Total		498	529	522	339
IRN	NEGATIVE			6	23
	PENDING				1
IRN Total				6	24
JOR	NEGATIVE		2	32	12
	PENDING				10
JOR Total			2	32	22
LEB	NEGATIVE		4	27	9
	PENDING				16
LEB Total			4	27	25
PAK	NEGATIVE	347	462	523	331
	PENDING				28
	WILD	79	59	105	54
	WILD & VDPV2	5	3	1	
	VDPV2	8	5	4	
PAK Total		439	529	633	413
SOM	NEGATIVE			34	102
	PENDING				10
	VDPV2			2	10
	VDPV3				7
SOM Total			36	129	
SYR	NEGATIVE			4	44
	PENDING				5
SYR Total			4	49	
Grand Total		1086	1249	1576	1205

Table 7: Environmental Wild/VDPV isolate by site

Country	COUNTRY	Status	PROVINCE	DISTRICT	Count	First date	Last date		
2017	AFG	WILD	HILMAND	LASHKARGAH	8	26-Apr	26-Dec		
				NAHR-E-SARAJ	1	25-Sep	25-Sep		
			KABUL	KABUL	1	25-Oct	25-Oct		
				KANDAHAR	18	26-Jan	27-Dec		
			KUNAR	1	25-Dec	25-Dec			
			NANGARHAR	3	24-Sep	26-Dec			
	JALALABAD	10	24-Jan	26-Dec					
	AFG Total				42	24-Jan	27-Dec		
	PAK	WILD	BALOCHISTAN	KABDULLAH	12	1-Jan	15-Oct		
				LORALAI	3	17-Sep	17-Nov		
				PISHIN	5	2-Jan	2-Oct		
				QUETTA	12	1-Jan	20-Dec		
				ZHOB	1	18-Dec	18-Dec		
				CDA	5	10-Feb	10-Jul		
				KHYBER PAKHTUNKHWA	PESHAWAR	8	10-Jan	11-Dec	
					LAHORE	1	18-Dec	18-Dec	
					MULTAN	1	9-Jan	9-Jan	
				PUNJAB	RAWALPINDI	8	10-Jan	10-Oct	
					SINDH	JACOBABAD	4	11-Aug	13-Dec
						KAMBAR	1	15-Aug	15-Aug
			KHIBALDIA			2	8-Aug	3-Nov	
			KHIGADAP		21	9-Jan	12-Dec		
			KHIGIOBAL		6	3-Feb	10-Oct		
			KHIKORANGI	1	16-Oct	16-Oct			
			KHILANDHI	7	16-Mar	14-Dec			
			KHISITE	5	7-Aug	4-Dec			
			SUKKUR	2	11-Apr	19-Sep			
WILD & VDPV2			BALOCHISTAN	KABDULLAH	1	15-Jul	15-Jul		
				PISHIN	1	2-May	2-May		
	QUETTA	3		3-Apr	29-May				
PAK Total				110	1-Jan	20-Dec			
SOM	VDPV2	BANADIR	WABERI	2	22-Oct	2-Nov			
SOM Total				2	22-Oct	2-Nov			
2017 Total				154	1-Jan	27-Dec			
2018	AFG	WILD	HILMAND	LASHKARGAH	1	8-Jan	8-Jan		
				HERAT	1	25-Jun	25-Jun		
			KABUL	KABUL	3	26-Feb	26-Jun		
				KANDAHAR	12	8-Jan	25-Jul		
			KUNAR	1	24-Apr	24-Apr			
			NANGARHAR	2	28-Jan	25-Feb			
	JALALABAD	10	27-Jan	26-Jun					
	AFG Total				30	8-Jan	25-Jul		
	PAK	WILD	BALOCHISTAN	KABDULLAH	1	1-Jan	1-Jan		
				LORALAI	1	17-Mar	17-Mar		
				QUETTA	5	13-Feb	28-Jul		
				CDA	3	10-Jan	10-Jul		
				KHYBER PAKHTUNKHWA	BANNU	1	31-Mar	31-Mar	
					KOHAT	3	5-Jan	27-Jun	
					PESHAWAR	10	10-Jan	26-Jul	
				PUNJAB	DERA GHAZI KHAN	1	12-Feb	12-Feb	
					LAHORE	2	11-Jun	11-Jul	
					RAWALPINDI	5	10-Jan	10-Jul	
					SINDH	HYDERABAD	1	9-Feb	9-Feb
						JACOBABAD	2	12-Feb	7-Mar
			KAMBAR			3	7-Apr	9-Jul	
			KHIGADAP	8	15-Feb	13-Jul			
			KHILANDHI	3	10-Jan	30-Jul			
			KHISITE	1	1-Jan	1-Jan			
			SUKKUR	1	8-Feb	8-Feb			
			KHILIAQAT	1	7-Mar	7-Mar			
			BAJOUR	2	19-May	1-Aug			
PAK Total						54	1-Jan	1-Aug	
SOM			VDPV2	BANADIR	HAMAR WEYN	6	4-Jan	17-May	
	HODAN	1			22-Feb	22-Feb			
	WABERI	3			1-Mar	17-May			
	HAMAR WEYN	5			8-Mar	5-Apr			
	WABERI	2			8-Mar	19-Apr			
SOM Total				17	4-Jan	17-May			
2018 Total				101	1-Jan	1-Aug			



Figure 1: Non Polio AFP Rate and Wild Virus in EMR 01/01/2018 - 19/08/2018

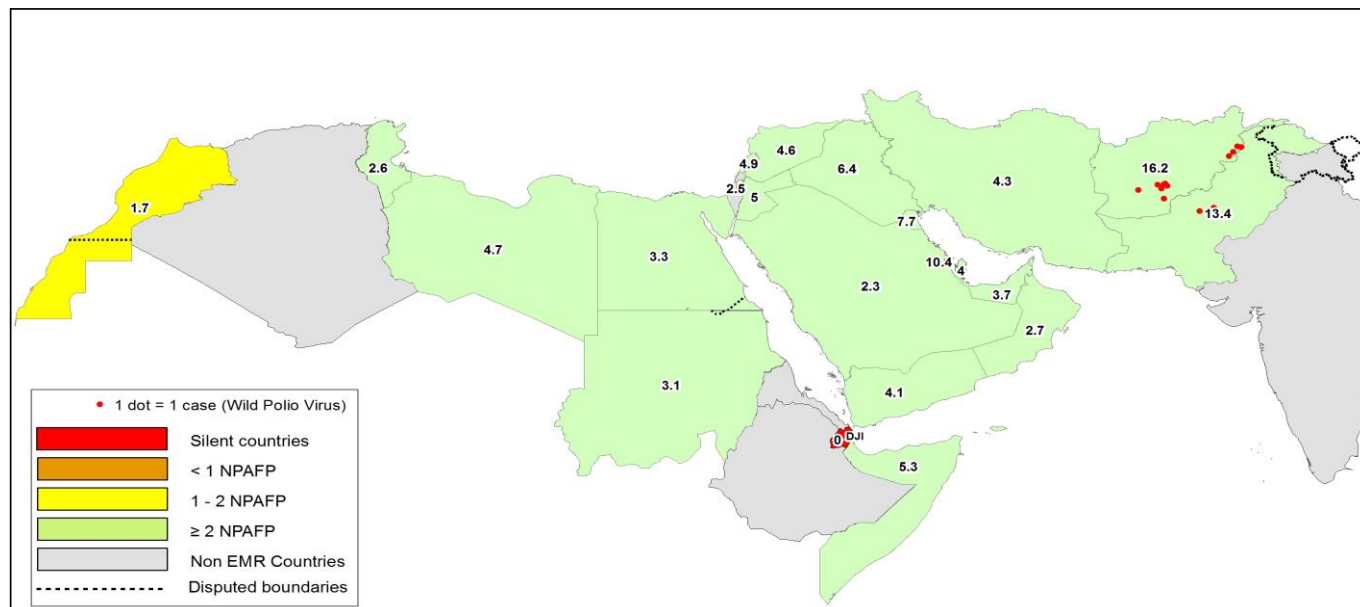


Figure 2: Percent of AFP cases with Adequate Samples & Compatible Cases in EMR 01/01/2018 - 19/08/2018

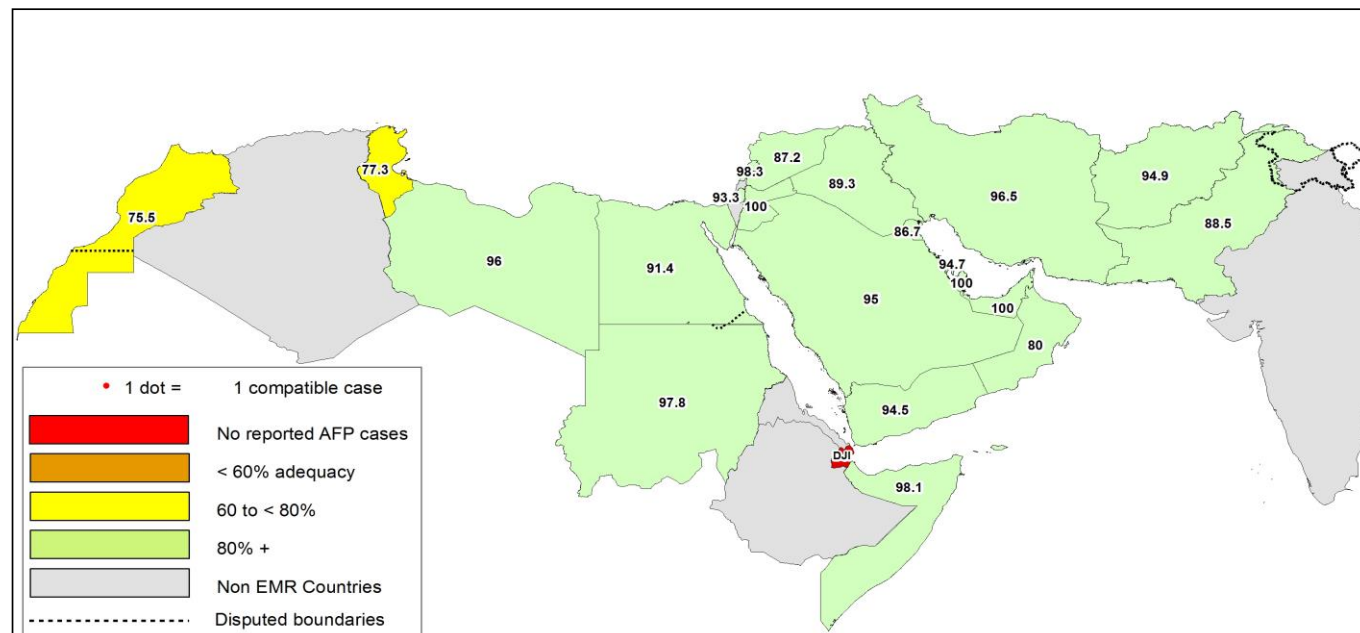


Table 8: Wild polio cases by country and date of onset of paralysis in EMR, 2017 - 2018

Year	COUNTRY	P1		
		Count	First Case	Last Case
2018	AFG	11	01-01-18	17-07-18
	PAK	3	08-03-18	18-05-18
2018 Total		14	01-01-18	17-07-18
2017	AFG	14	13-01-17	28-12-17
	PAK	8	28-01-17	15-11-17
2017 Total		22	13-01-17	28-12-17

Last reported wild Polio P3 from Pakistan with date of onset 18/04/2012



Figure 3: Non Polio AFP rate by Province in Afghanistan & by District in Pakistan 01/01/2018 - 19/08/2018

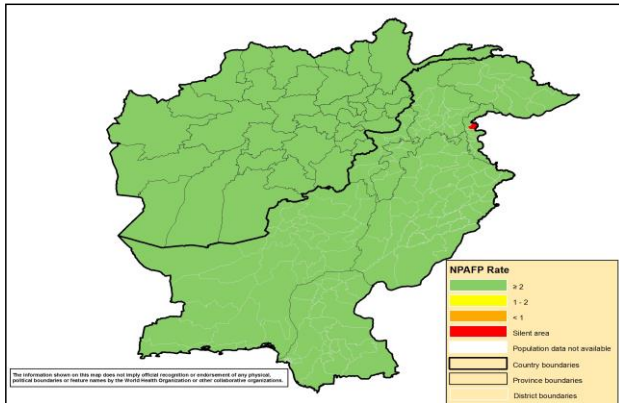


Figure 4: Percent of AFP cases with Adequate Samples in Afghanistan by Province & Pakistan by District 01/01/2018 - 19/08/2018

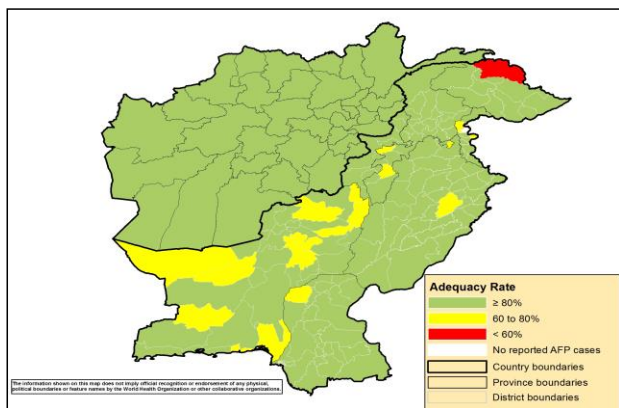
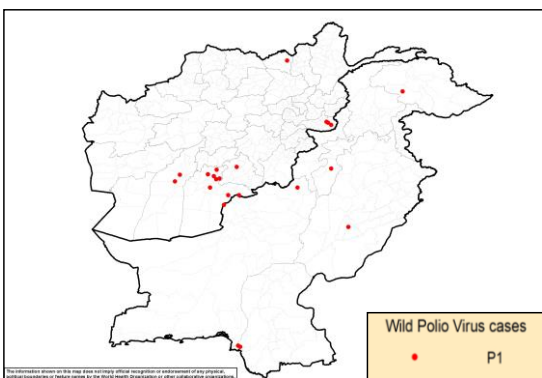
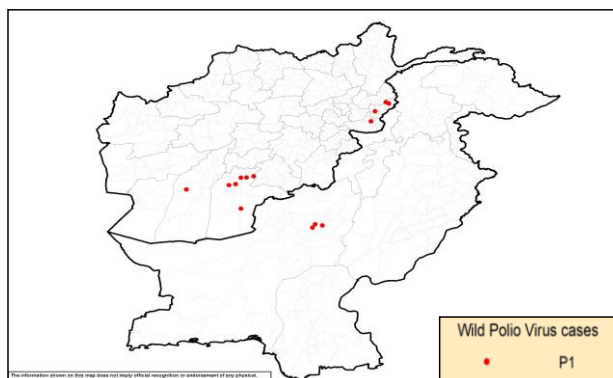


Figure 5: Wild Virus Cases by Type & District in Afghanistan & Pakistan

5a: 01/01/2017 - 31/12/2017



5b: 01/01/2018 - 19/08/2018





World Health Organization – Regional Office for Eastern Mediterranean
AFP SURVEILLANCE
Week 33, ending 19 August 2018

20-Aug-18
Number 1037

Table 9: Wild Polio cases by district and date of onset of paralysis, Afghanistan 2017-2018

ONSETYR	PROVINCE	DISTRICT	Count	First case	Last case	
2018	KANDAHAR	ARGHANDAB (K)	1	17-07-18	17-07-18	
		SHAHWALIKOT	3	05-01-18	27-04-18	
		KHAKREZ	1	25-02-18	25-02-18	
		SPINBOLDAK	1	06-01-18	06-01-18	
	KUNAR	CHAWKAY	1	22-06-18	22-06-18	
		GHAZIABAD	2	14-02-18	03-03-18	
	HILMAND	NAD-E-ALI	1	01-06-18	01-06-18	
	NANGARHAR	KAMA	1	01-01-18	01-01-18	
	2018 Total			11	01-01-18	17-07-18
	2017	KANDAHAR	SPINBOLDAK	1	28-12-17	28-12-17
SHAHWALIKOT			5	19-06-17	03-12-17	
KANDAHAR			1	13-01-17	13-01-17	
NANGARHAR		MUHMAND DARA	1	05-11-17	05-11-17	
		BATIKOT	2	15-09-17	11-10-17	
ZABUL		ARGHANDAB (Z)	1	10-07-17	10-07-17	
HILMAND		NAWZAD	1	16-04-17	16-04-17	
		NAHR-E-SARAJ	1	21-01-17	21-01-17	
KUNDUZ		DASHT-E-ARCHI	1	21-02-17	21-02-17	
2017 Total			14	13-01-17	28-12-17	

Table 10: Wild Polio cases by district and date of onset of paralysis, Pakistan 2017-2018

Year of onset	PROVINCE	DISTRICT	Count	First case	Last case
2018	BALUCHISTAN	DUKKI	3	08-03-18	18-05-18
2018 Total			3	08-03-18	18-05-18
2017	BALUCHISTAN	ZHOB	1	15-11-17	15-11-17
		KABDULAH	2	11-06-17	13-11-17
	SINDH	KHIGADAP	1	09-11-17	09-11-17
		KHIGIQBAL	1	11-08-17	11-08-17
	KHYBER PAKHTOON	LAKKIMRWT	1	21-08-17	21-08-17
	GILGIT BALTISTAN	DIAMER	1	13-02-17	13-02-17
PUNJAB	LODHRAN	1	28-01-17	28-01-17	
2017 Total			8	28-01-17	15-11-17

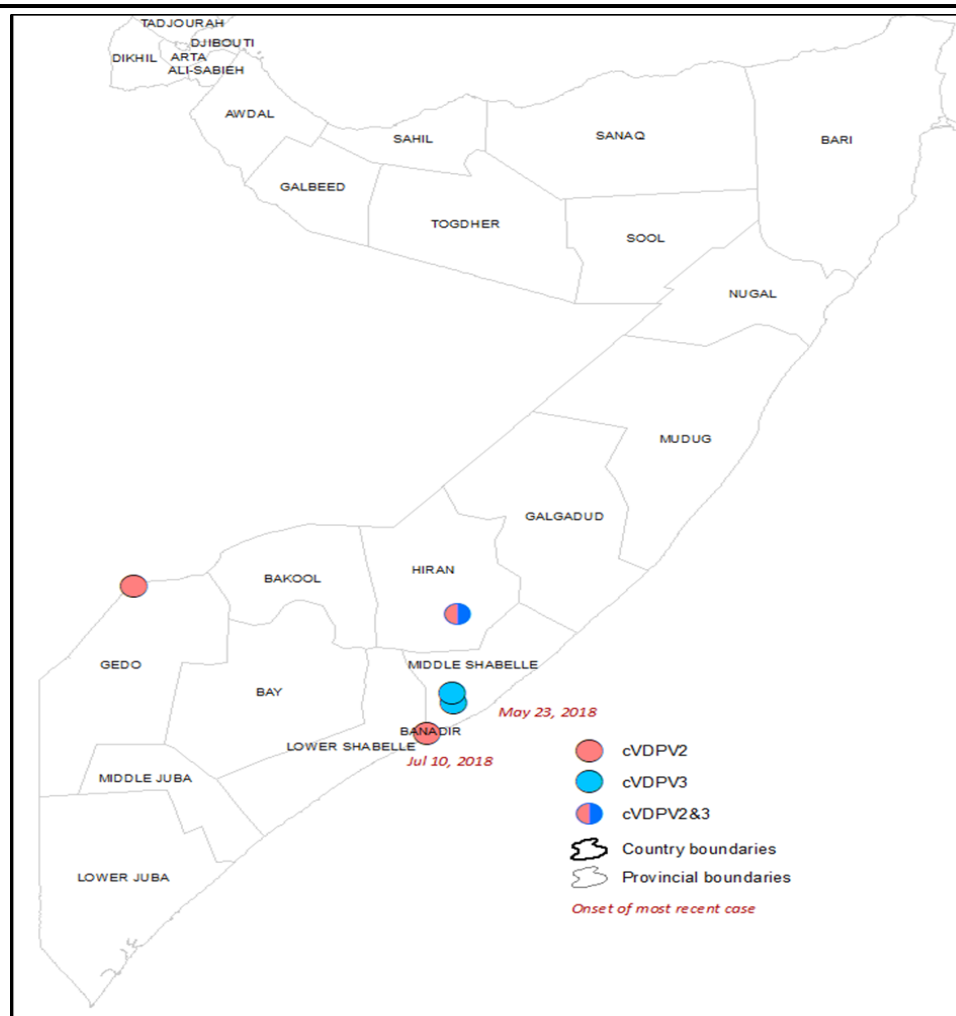


Table 11: Circulating VDPV cases and date of onset of paralysis in EMR countries by districts 2017-2018

Year	COUNTRY	PROVINCE	DISTRICT	cVDPV2			cVDPV3		
				Count	First Case	Last Case	Count	First Case	Last Case
2017	SYR	HOMS	TADMOUR	1	10-Jul-17	10-Jul-17			
		DEIR_AL_ZOUR	DEIR ALZOUR	1	30-Jun-17	30-Jun-17			
		DEIR_AL_ZOUR	BOKAMAL	13	25-Jun-17	21-Sep-17			
		DEIR_AL_ZOUR	MAYADEEN	58	5-Mar-17	9-Sep-17			
		RAQUA	THAWRA	1	16-Jun-17	16-Jun-17			
		RAQUA	TALABYAD	1	25-Apr-17	25-Apr-17			
SYR Total				75	5-Mar-17	21-Sep-17			
2017 Total				75	5-Mar-17	21-Sep-17			
2018	SOM	BANADIR	DANYILE	1	10-Jul-18	10-Jul-18			
		HIRAN	BULO BURTI	1	11-May-18	11-May-18	1	11-May-18	11-May-18
		GEDO	DOLO	1	26-May-18	26-May-18			
		MIDDLE SHABELLE	WARSHEIKH				2	16-May-18	23-May-18
SOM Total				3	11-May-18	10-Jul-18	3	11-May-18	23-May-18
2018 Total				3	11-May-18	10-Jul-18	3	11-May-18	23-May-18

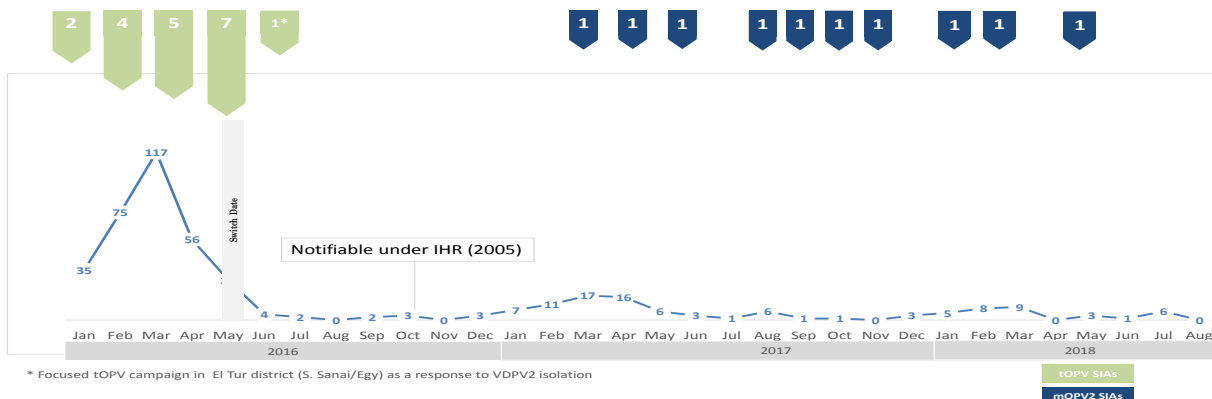
- Provisional reporting of cVDPV2 from an old AFP case from Syria, Deir AlZour, date of onset 03 August 2017 is under investigation, pending for final classification
- Somalia in 2018 so far has a total of 5 cVDPV cases (2 cVDPV2, 2 cVDPV3 & 1 coinfection cVDPV2/cVDPV3)

Figure 6: Somalia cVDPV cases by type and district 01/01/2018 - 19/08/2018

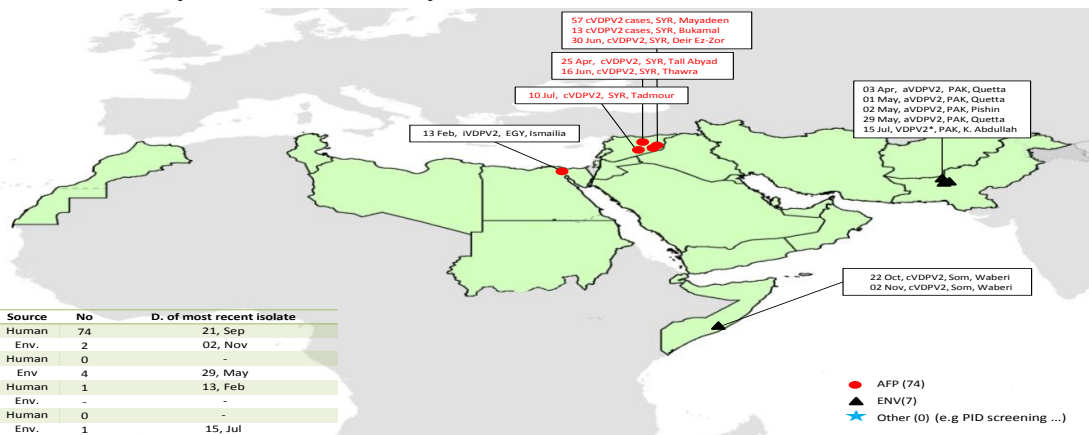




Sabin Like Type-2 Poliovirus Isolates (H & E) EMR, 2016-17-18



VDPV2 isolates, EMR countries, 2017



VDPV2 isolates, EMR countries, 2018

