

Highlights of Polio Fax Bulletin No. 1036 for Week 32 2018

I. Poliovirus Transmission

1. Endemic countries (PAKISTAN & AFGHANISTAN):
 - a. One new wild poliovirus type-1 (WPV1) case reported from Afghanistan with date of onset on 17 July. The new case is from a new infected district Arghandab from Kandahar province. This brings the total number of polio cases in Afghanistan in 2018 to 11, in 8 infected districts. Six polio cases in 2018 are from 4 infected districts in Kandahar province in the southern region.
 - b. No polio case reported from Pakistan this week. In 2018, so far, the number of WPV1 cases is 14 (Afghanistan – 11 and Pakistan – 3).
 - c. Five new positive environmental samples for WPV1 reported this week from Afghanistan and Pakistan. These include one from Afghanistan from Kandahar city and four from Pakistan (one each from Quetta in Balochistan, Karachi Landhi town in Sindh province, Peshawar district in Khyber Pakhtunkhwa and Bajour Agency in Khyber Pakhtunkhwa Tribal District. The total positive environmental samples from Afghanistan in 2018 are 29 to date with most recent positive sample collected on 25 July 2018 while for Pakistan 54 with most recent positive sample collected on 1 August 2018.

II. Outbreak response countries

1. SOMALIA:

- No new cVDPV isolate reported this week.
- The total number of cVDPV cases remains 4 (two cVDPV3, one cVDPV2 and one had both cVDPV2 and cVDPV3). The dates of onset of most recent cVDPV2 is on 26 May and cVDPV3 is on 23 May 2018.
- The date of collection of most recent positive environmental sample was on 17 May 2018. The date of collection of most recent positive environmental sample for cVDPV3 in Somalia was on 19 April 2018.

2. SYRIA:

- i. Total cases of cVDPV2 in 2017 remain 74. Date of onset of the recent most case is 21 September 2017. No isolation of cVDPV2 from environmental samples. More than 10 months have elapsed without any new case.
- ii. There is provisional reporting of cVDPV2 from an old AFP case (Deir Ez-Zor, Date of Onset 03 August 2017), which is under investigation and, therefore, pending for final classification.

III. Other countries:**1. IRAN**

- i. A discordant poliovirus type-1 has been found in an environmental sample from Zahdian in 'Sistan and Baluchestan' province which shares borders with Pakistan and Afghanistan. Final results are awaited.
- ii. A provisional VDPV type 1 is reported from Iran. It is detected from specimen of a 17-month old child having date of onset on 7 April 2018. Final classification is still pending additional investigation results.

IV. Surveillance performance indicators

1. Nineteen of 22 member states are meeting the global target of the two key surveillance indicators, namely non polio AFP rate of 2 per 100,000 children aged below 15 years and percent AFP cases with adequate specimen 80% and above.
 - i. Djibouti and Morocco are missing both indicators. Djibouti, did not report any AFP case since April 2017 and Morocco has a non-polio AFP rate of 1.8 and percentage of AFP cases with adequate stool specimens of 75.5%.
 - ii. Tunisia has 77.3 percentage of AFP cases with adequate stool specimens.
2. Yemen has the highest number of 2017 AFP cases (98), which are not yet finally classified. Two other countries having pending case(s) of 2017 include Somalia (1) and Djibouti (4).



World Health Organization – Regional Office for Eastern Mediterranean

AFP SURVEILLANCE

Week 32, ending 12 August 2018

13-Aug-18

Number 1036

Table 1: Acute Flaccid Paralysis (AFP) cases by week of onset

| Country | Reported AFP cases by week of onset - Week (32/18) / Ending on : 12/08/2018 | | | | | | | | | | | | | | |
|------------------|---|----------------|-------------------------|------------------|------------------|------------------|------------------|------------------|------------------|------------------|------------------|------------------|------------------|------------------|------------------|
| | Total AFP 2016 | Total AFP 2017 | Total AFP to date, 2018 | W21 27 May 18 | W22 03 Jun 18 | W23 10 Jun 18 | W24 17 Jun 18 | W25 24 Jun 18 | W26 01 Jul 18 | W27 08 Jul 18 | W28 15 Jul 18 | W29 22 Jul 18 | W30 29 Jul 18 | W31 05 Aug 18 | W32 12 Aug 18 |
| Afghanistan | 2905 | 3094 | 2055 | 56 | 62 | 56 | 35 | 57 | 56 | 75 | 71 | 72 | 58 | 54 | 7 |
| Bahrain | 14 | 18 | 19 | 1 | 0 | 0 | 0 | 0 | 0 | 0 | 0 | 0 | 0 | 0 | 0 |
| Djibouti | 3 | 4 | 0 | | | | | | | | | | | | |
| Egypt | 1092 | 1242 | 772 | 21 | 28 | 13 | 16 | 31 | 20 | 21 | 18 | 22 | 18 | 7 | 0 |
| Iran | 776 | 820 | 501 | 28 | 19 | 13 | 14 | 5 | 16 | 9 | 13 | 11 | 8 | 1 | |
| Iraq | 605 | 699 | 599 | 21 | 25 | 14 | 8 | 11 | 16 | 22 | 21 | 24 | 18 | 8 | |
| Jordan **** | 107 | 116 | 89 | 2 | 1 | 1 | 4 | 1 | 3 | 4 | 5 | 1 | 1 | 2 | |
| Kuwait | 50 | 69 | 43 | 1 | 1 | 1 | 1 | 2 | 2 | 0 | 0 | 0 | 0 | 0 | 1 |
| Lebanon **** | 111 | 75 | 58 | 3 | 0 | 1 | 2 | 0 | 4 | 2 | 1 | 2 | 1 | 2 | 1 |
| Libya | 70 | 88 | 72 | 3 | 5 | 1 | 2 | 1 | 3 | 4 | 0 | 0 | 2 | 3 | |
| Morocco | 84 | 143 | 102 | 1 | 6 | 5 | 2 | 1 | 3 | 1 | 1 | | | | |
| Oman | 39 | 40 | 15 | 1 | 0 | 0 | 0 | 0 | 1 | 0 | 0 | 1 | 0 | 1 | |
| Pakistan | 7848 | 10318 | 6513 | 196 | 201 | 178 | 176 | 173 | 209 | 202 | 183 | 168 | 133 | 16 | 0 |
| Palestine **** | 46 | 43 | 29 | 1 | 0 | 2 | 0 | 0 | 1 | 0 | 1 | 2 | 0 | 0 | 0 |
| Qatar | 9 | 18 | 9 | 0 | 0 | 0 | 0 | 0 | 0 | 1 | 0 | 0 | 0 | 0 | 0 |
| Saudi Arabia | 273 | 276 | 116 | 3 | 4 | 4 | 3 | 0 | 4 | 5 | 0 | 1 | 4 | 0 | 0 |
| Somalia | 316 | 345 | 209 | 4 | 8 | 4 | 4 | 5 | 11 | 8 | 6 | 4 | 10 | 4 | 1 |
| Sudan | 509 | 570 | 357 | 16 | 11 | 5 | 8 | 14 | 12 | 18 | 9 | 20 | 8 | 5 | 0 |
| Syria **** | 303 | 362 | 218 | 3 | 5 | 5 | 9 | 7 | 6 | 11 | 2 | 4 | 5 | 6 | 0 |
| Tunisia | 90 | 67 | 44 | 3 | 0 | 1 | 1 | 1 | 2 | 1 | 0 | 0 | 0 | | |
| U.A.E | 42 | 58 | 29 | 1 | 2 | 0 | 1 | 1 | 1 | 0 | 1 | 1 | 1 | 0 | 0 |
| Yemen | 715 | 713 | 361 | 7 | 7 | 1 | 3 | 2 | | | | | | | |
| Total EMR | 16007 | 19178 | 12210 | 372 | 385 | 305 | 289 | 312 | 370 | 384 | 332 | 333 | 267 | 109 | 10 |

□ No data = No report received

Table 2: Confirmed polio cases by month of onset

| Country | Total year 2016 | Total year 2017 | 12/08 | | Confirmed polio cases by month of onset | | | | | | | | | | | |
|------------------|-----------------|-----------------|-----------|-----------|---|--------------|---------------|---------------|--------------|---------------|------------|------------|----------|-----------|-----------|-------------|
| | | | 2017 | 2018 | September 2017 | October 2017 | November 2017 | December 2017 | January 2018 | February 2018 | March 2018 | April 2018 | May 2018 | June 2018 | July 2018 | August 2018 |
| Afghanistan | 13 | 14 | 6 | 11 | 1 | 3 | 2 | 2 | 3 | 3 | 1 | 1 | 0 | 2 | 1 | |
| Bahrain | 0 | 0 | 0 | 0 | 0 | 0 | 0 | 0 | 0 | 0 | 0 | 0 | 0 | 0 | 0 | |
| Djibouti | 0 | 0 | 0 | 0 | | | | | | | | | | | | |
| Egypt | 0 | 0 | 0 | 0 | 0 | 0 | 0 | 0 | 0 | 0 | 0 | 0 | 0 | 0 | 0 | |
| Iran | 0 | 0 | 0 | 0 | 0 | 0 | 0 | 0 | 0 | 0 | 0 | 0 | 0 | 0 | 0 | |
| Iraq | 0 | 0 | 0 | 0 | 0 | 0 | 0 | 0 | 0 | 0 | 0 | 0 | 0 | 0 | 0 | |
| Jordan **** | 0 | 0 | 0 | 0 | 0 | 0 | 0 | 0 | 0 | 0 | 0 | 0 | 0 | 0 | 0 | |
| Kuwait | 0 | 0 | 0 | 0 | 0 | 0 | 0 | 0 | 0 | 0 | 0 | 0 | 0 | 0 | 0 | |
| Lebanon **** | 0 | 0 | 0 | 0 | 0 | 0 | 0 | 0 | 0 | 0 | 0 | 0 | 0 | 0 | 0 | |
| Libya | 0 | 0 | 0 | 0 | 0 | 0 | 0 | 0 | 0 | 0 | 0 | 0 | 0 | 0 | 0 | |
| Morocco | 0 | 0 | 0 | 0 | 0 | 0 | 0 | 0 | 0 | 0 | 0 | 0 | 0 | 0 | 0 | |
| Oman | 0 | 0 | 0 | 0 | 0 | 0 | 0 | 0 | 0 | 0 | 0 | 0 | 0 | 0 | 0 | |
| Pakistan | 20 | 8 | 4 | 3 | 0 | 0 | 3 | 0 | 0 | 0 | 1 | 1 | 1 | 0 | 0 | |
| Palestine **** | 0 | 0 | 0 | 0 | 0 | 0 | 0 | 0 | 0 | 0 | 0 | 0 | 0 | 0 | 0 | |
| Qatar | 0 | 0 | 0 | 0 | 0 | 0 | 0 | 0 | 0 | 0 | 0 | 0 | 0 | 0 | 0 | |
| Saudi Arabia | 0 | 0 | 0 | 0 | 0 | 0 | 0 | 0 | 0 | 0 | 0 | 0 | 0 | 0 | 0 | |
| Somalia | 0 | 0 | 0 | 0 | 0 | 0 | 0 | 0 | 0 | 0 | 0 | 0 | 0 | 0 | 0 | |
| Sudan | 0 | 0 | 0 | 0 | 0 | 0 | 0 | 0 | 0 | 0 | 0 | 0 | 0 | 0 | 0 | |
| Syria **** | 0 | 0 | 0 | 0 | 0 | 0 | 0 | 0 | 0 | 0 | 0 | 0 | 0 | 0 | 0 | |
| Tunisia | 0 | 0 | 0 | 0 | 0 | 0 | 0 | 0 | 0 | 0 | 0 | 0 | 0 | 0 | 0 | |
| U.A.E | 0 | 0 | 0 | 0 | 0 | 0 | 0 | 0 | 0 | 0 | 0 | 0 | 0 | 0 | 0 | |
| Yemen | 0 | 0 | 0 | 0 | 0 | 0 | 0 | 0 | 0 | 0 | 0 | 0 | 0 | 0 | 0 | |
| Total EMR | 33 | 22 | 10 | 14 | 1 | 3 | 5 | 2 | 3 | 3 | 2 | 2 | 1 | 2 | 1 | 0 |

**** UNRWA cases are included with those of country of residence



AFP SURVEILLANCE

Week 32, ending 12 August 2018

13-Aug-18

Number 1036

Table 3: Investigation of AFP cases with paralysis onset in 2017 & 2018 up to Week (32/18) / Ending on : 12/08/2018

| COUNTRY | 2017 | | | | | | | | | | | 2018 | | | | | | | | | | | Latest line List Date | | | | |
|--------------|----------------------------|-------------------------------|------------------|------------------------|---------------------------|------|-----------------------|--|--|-------------------------------|--------------------|--------------------|----------------------------|-------------------------------|------------------|------------------------|---------------------------|------|----------------------------------|--|--|-------------------------------|-----------------------|--------------------|--------------------|-----------------|--|
| | AFP | | | | | | | | | Specimen | | Wild cases **** | | AFP | | | | | | | | | | Specimen | | Wild cases **** | |
| | Total AFP cases onset 2017 | Case classification | | | | | Non polio AFP rate ** | AFP cases pending classification > 90 days from onset of paralysis | AFP cases pending classification and lab > 90 days from onset of paralysis | % with *** adequate specimens | Wild P1 Poliovirus | Wild P3 Poliovirus | Total AFP cases onset 2018 | Case classification | | | | | Annualized Non polio AFP rate ** | AFP cases pending classification > 90 days from onset of paralysis | AFP cases pending classification and lab > 90 days from onset of paralysis | % with *** adequate specimens | | Wild P1 Poliovirus | Wild P3 Poliovirus | | |
| | | Total Confirmed Polio Cases * | Polio Compatible | Pending Classification | Discarded (non polio AFP) | VDPV | | | | | | | | Total Confirmed Polio Cases * | Polio Compatible | Pending Classification | Discarded (non polio AFP) | VDPV | | | | | | | | | |
| Afghanistan | 3094 | 14 | 0 | 0 | 3080 | 1 | 15.2 | 0 | 0 | 93.5 | 14 | 0 | 2055 | 11 | 0 | 212 | 1832 | 0 | 16.5 | 8 | 0 | 94.9 | 11 | 0 | 05-08-2018 | | |
| Bahrain | 18 | 0 | 0 | 0 | 18 | 0 | 6.2 | 0 | 0 | 100.0 | 0 | 0 | 19 | 0 | 0 | 3 | 16 | 0 | 10.7 | 2 | 0 | 94.7 | 0 | 0 | 05-08-2018 | | |
| Djibouti | 4 | 0 | 0 | 4 | 0 | 0 | 1.3 | 4 | 4 | 100.0 | 0 | 0 | 0 | 0 | 0 | 0 | 0 | 0 | 0.0 | 0 | 0 | | 0 | 0 | 10-04-2017 | | |
| Egypt | 1242 | 0 | 0 | 0 | 1240 | 2 | 3.3 | 0 | 0 | 94.4 | 0 | 0 | 772 | 0 | 0 | 54 | 718 | 0 | 3.3 | 0 | 0 | 92.1 | 0 | 0 | 02-08-2018 | | |
| Iran | 820 | 0 | 0 | 0 | 820 | 0 | 4.3 | 0 | 0 | 96.7 | 0 | 0 | 501 | 0 | 0 | 22 | 479 | 1 | 4.2 | 1 | 0 | 96.6 | 0 | 0 | 04-08-2018 | | |
| Iraq | 699 | 0 | 0 | 0 | 699 | 0 | 4.7 | 0 | 0 | 86.7 | 0 | 0 | 599 | 0 | 0 | 93 | 506 | 0 | 6.4 | 26 | 1 | 89.5 | 0 | 0 | 04-08-2018 | | |
| Jordan | 116 | 0 | 0 | 0 | 116 | 0 | 4.2 | 0 | 0 | 100.0 | 0 | 0 | 89 | 0 | 0 | 4 | 85 | 0 | 5.1 | 0 | 0 | 100.0 | 0 | 0 | 01-08-2018 | | |
| Kuwait | 69 | 0 | 0 | 0 | 69 | 0 | 7.5 | 0 | 0 | 92.8 | 0 | 0 | 43 | 0 | 0 | 4 | 39 | 0 | 7.6 | 0 | 0 | 86.0 | 0 | 0 | 05-08-2018 | | |
| Lebanon | 75 | 0 | 0 | 0 | 75 | 0 | 4.0 | 0 | 0 | 80.0 | 0 | 0 | 58 | 0 | 0 | 10 | 48 | 0 | 5.1 | 0 | 0 | 98.3 | 0 | 0 | 02-08-2018 | | |
| Libya | 88 | 0 | 0 | 0 | 88 | 0 | 4.3 | 0 | 0 | 96.6 | 0 | 0 | 72 | 0 | 0 | 8 | 64 | 0 | 4.7 | 2 | 1 | 95.8 | 0 | 0 | 04-08-2018 | | |
| Morocco | 143 | 0 | 0 | 0 | 143 | 0 | 1.3 | 0 | 0 | 67.1 | 0 | 0 | 102 | 0 | 0 | 33 | 69 | 0 | 1.8 | 10 | 0 | 75.5 | 0 | 0 | 14-07-2018 | | |
| Oman | 40 | 0 | 0 | 0 | 40 | 0 | 4.5 | 0 | 0 | 90.0 | 0 | 0 | 15 | 0 | 0 | 2 | 13 | 0 | 2.8 | 0 | 0 | 80.0 | 0 | 0 | 06-08-2018 | | |
| Pakistan | 10318 | 8 | 2 | 0 | 10308 | 0 | 13.2 | 0 | 0 | 85.6 | 8 | 0 | 6513 | 3 | 0 | 488 | 6022 | 0 | 13.6 | 109 | 0 | 88.9 | 3 | 0 | 05-08-2018 | | |
| Palestine | 43 | 0 | 0 | 0 | 43 | 0 | 2.3 | 0 | 0 | 97.7 | 0 | 0 | 29 | 0 | 0 | 7 | 22 | 0 | 2.5 | 0 | 0 | 93.1 | 0 | 0 | 29-07-2018 | | |
| Qatar | 18 | 0 | 0 | 0 | 18 | 0 | 6.1 | 0 | 0 | 100.0 | 0 | 0 | 9 | 0 | 0 | 5 | 4 | 0 | 4.1 | 3 | 0 | 100.0 | 0 | 0 | 05-08-2017 | | |
| Saudi Arabia | 276 | 0 | 0 | 0 | 276 | 0 | 3.5 | 0 | 0 | 98.9 | 0 | 0 | 116 | 0 | 0 | 67 | 49 | 0 | 2.3 | 36 | 34 | 94.8 | 0 | 0 | 05-08-2018 | | |
| Somalia | 345 | 0 | 0 | 1 | 344 | 0 | 6.0 | 1 | 1 | 99.1 | 0 | 0 | 209 | 0 | 0 | 41 | 164 | 4 | 5.4 | 1 | 1 | 98.6 | 0 | 0 | 05-08-2018 | | |
| Sudan | 570 | 0 | 0 | 0 | 570 | 0 | 3.2 | 0 | 0 | 96.3 | 0 | 0 | 357 | 0 | 0 | 23 | 334 | 0 | 3.2 | 0 | 0 | 97.8 | 0 | 0 | 05-08-2018 | | |
| Syria | 362 | 0 | 1 | 0 | 287 | 74 | 4.7 | 0 | 0 | 80.9 | 0 | 0 | 218 | 0 | 0 | 23 | 195 | 0 | 4.6 | 3 | 0 | 87.6 | 0 | 0 | 04-08-2018 | | |
| Tunisia | 67 | 0 | 0 | 0 | 67 | 0 | 2.5 | 0 | 0 | 74.6 | 0 | 0 | 44 | 0 | 0 | 5 | 39 | 0 | 2.7 | 0 | 0 | 77.3 | 0 | 0 | 03-08-2018 | | |
| U.A.E | 58 | 0 | 0 | 0 | 58 | 0 | 5.7 | 0 | 0 | 98.3 | 0 | 0 | 29 | 0 | 0 | 4 | 25 | 0 | 3.8 | 0 | 0 | 100.0 | 0 | 0 | 05-08-2018 | | |
| Yemen | 713 | 0 | 0 | 98 | 615 | 0 | 5.2 | 98 | 81 | 90.2 | 0 | 0 | 361 | 0 | 0 | 344 | 17 | 0 | 4.2 | 316 | 302 | 94.5 | 0 | 0 | 30-06-2018 | | |
| EMR | 19178 | 22 | 3 | 103 | 18974 | 77 | 7.7 | 103 | 86 | 88.9 | 22 | 0 | 12210 | 14 | 0 | 1452 | 10740 | 5 | 7.9 | 517 | 339 | 91.1 | 14 | 0 | | | |
| 2016 | 16008 | 33 | 5 | 1 | 15961 | 8 | 6.4 | 0 | 0 | 89.6 | 33 | 0 | | | | | | | | | | | | | | | |

Provisional reporting of cVDPV2 from an old AFP case from Syria, Deir AlZour, date of onset 03 August 2017 is under investigation, pending for final laboratory results

* Confirmed polio cases refer to wild isolation from AFP cases or from contacts of negative index AFP cases

** Non-polio AFP per 100,000 children <15 years

*** Adequate here refers to two stool specimens collected at least 24 hours apart, within 14 days of paralysis onset

**** AFP cases co infected with P1 and P3 are counted separately as wild isolates



World Health Organization – Regional Office for Eastern Mediterranean
AFP SURVEILLANCE
Week 32, ending 12 August 2018

13-Aug-18
Number 1036

Table 4 (a): Lab results of contacts' samples in EMR, 2017 - 2018

| COUNTRY | # OF CONTACTS | 2017 | | | | | # OF CONTACTS | 2018 | | | | |
|------------|---------------|----------|-----------|------------|-------------|------------|---------------|----------|----------|------------|------------|-------------|
| | | WILD | VDPV | SL | NPEV | PENDING | | WILD | VDPV | SL | NPEV | PENDING |
| AFG | 1424 | 1 | 0 | 88 | 347 | 0 | 560 | 0 | 0 | 29 | 114 | 30 |
| BAH | 2 | 0 | 0 | 0 | 0 | 0 | 2 | 0 | 0 | 0 | 0 | 0 |
| DJI | 0 | 0 | 0 | 0 | 0 | 0 | 0 | 0 | 0 | 0 | 0 | 0 |
| EGY | 450 | 0 | 0 | 9 | 63 | 18 | 299 | 0 | 0 | 10 | 33 | 23 |
| IRN | 143 | 0 | 0 | 5 | 1 | 0 | 87 | 0 | 0 | 2 | 2 | 0 |
| IRQ | 698 | 0 | 0 | 18 | 101 | 16 | 516 | 0 | 0 | 17 | 62 | 34 |
| JOR | 2 | 0 | 0 | 0 | 0 | 0 | 0 | 0 | 0 | 0 | 0 | 0 |
| KUW | 8 | 0 | 0 | 0 | 0 | 2 | 0 | 0 | 0 | 0 | 0 | 0 |
| LEB | 92 | 0 | 0 | 2 | 3 | 21 | 178 | 0 | 0 | 1 | 11 | 37 |
| LIB | 4 | 0 | 0 | 0 | 0 | 1 | 0 | 0 | 0 | 0 | 0 | 0 |
| MOR | 87 | 0 | 0 | 0 | 7 | 0 | 41 | 0 | 0 | 0 | 4 | 8 |
| OMA | 115 | 0 | 0 | 1 | 24 | 1 | 43 | 0 | 0 | 1 | 10 | 0 |
| PAK | 3758 | 2 | 0 | 234 | 897 | 0 | 2344 | 1 | 0 | 106 | 418 | 73 |
| PAL | 0 | 0 | 0 | 0 | 0 | 0 | 0 | 0 | 0 | 0 | 0 | 0 |
| QAT | 0 | 0 | 0 | 0 | 0 | 0 | 0 | 0 | 0 | 0 | 0 | 0 |
| SAA | 0 | 0 | 0 | 0 | 0 | 0 | 5 | 0 | 0 | 0 | 0 | 5 |
| SOM | 1035 | 0 | 0 | 37 | 113 | 4 | 626 | 0 | 5 | 27 | 44 | 153 |
| SUD | 385 | 0 | 0 | 6 | 32 | 46 | 224 | 0 | 0 | 2 | 16 | 85 |
| SYR | 570 | 0 | 62 | 3 | 11 | 0 | 388 | 0 | 0 | 3 | 3 | 21 |
| TUN | 26 | 0 | 0 | 0 | 0 | 0 | 12 | 0 | 0 | 0 | 0 | 0 |
| UAE | 2 | 0 | 0 | 0 | 0 | 0 | 0 | 0 | 0 | 0 | 0 | 0 |
| YEM | 1737 | 0 | 0 | 43 | 114 | 667 | 720 | 0 | 0 | 0 | 0 | 720 |
| EMR | 10538 | 3 | 62 | 446 | 1713 | 776 | 6045 | 1 | 5 | 198 | 717 | 1189 |

Table 4 (B): Most recent wild contacts in EMRO, 2017 - 2018

| Year | Country | Data | |
|-------------------|-------------|------------------------|--------------------------------------|
| | | Count of wild contacts | Date of Most Recent stool collection |
| 2018 | Pakistan | 1 | 08-05-18 |
| 2018 Total | | 1 | 08-05-18 |
| 2017 | Pakistan | 2 | 04-12-17 |
| | Afghanistan | 1 | 21-05-17 |
| 2017 Total | | 3 | 04-12-17 |

Table 4 (C): Number and distribution by district of -ve index AFP cases identified as wild positive by contact in EMR, 2017-2018

| YEAR | COUNTRY | PROVINCE | DISTRICT | COUNT | First case | Last case |
|------|------------------|-------------|----------|----------|-----------------|-----------------|
| 2018 | PAK | BALUCHISTAN | DUKKI | 1 | 15-04-18 | 15-04-18 |
| | PAK Total | | | 1 | 15-04-18 | 15-04-18 |
| 2017 | AFG | HILMAND | NAWZAD | 1 | 16-04-17 | 16-04-17 |
| | AFG Total | | | 1 | 16-04-17 | 16-04-17 |



Table 5: Laboratory investigation of AFP cases with paralysis onset in 2018 up to Week (32/18) / Ending on : (12/08/2018)

| Country | Polio laboratories Sequencing performed by EGY, PAK, TUN, CDC and RIVM laboratories | AFP cases with specimens | Preliminary virus isolation results of AFP cases | | | | | | Poliovirus intratypic differentiation results # | | | | | | | | | | Indicators | | | | Latest report Date | | | | |
|-----------------------|--|-----------------------------|--|------------|-----------|----------|---------------------------|---------------------------|---|-------|------|--------|-------|------|--------|-------|------|-----------------------------------|---|--|--|-----------------------------------|--------------------|-------------|--------|-------------|------------|
| | | | Referred for ITD | | | | Pending | | Type 1 | | | Type 2 | | | Type 3 | | | % specimens positive for NPEV* | % AFP cases with culture results within 14 days | % AFP cases with ITD results within 7 days | % AFP cases with ITD results within 45 days of onset** | | | | | | |
| | | | L20B+ | L20B+&NPEV | NPEV only | Negative | received < / = 14 days | received > 14 days ago | Wild | Sabin | VDPV | Wild | Sabin | VDPV | Wild | Sabin | VDPV | | | | | Discordant pending sequence | | NPEV by PCR | Non-EV | Pending ITD | |
| | | | | | | | | | | | | | | | | | | | | | | | | | | | |
| Afghanistan | RRL Pakistan | 1990 | 144 | 15 | 322 | 1402 | 107 | | 11 | 110 | | | | | | 100 | | | | | | | 15% | | | | 86% |
| Bahrain | PNL Oman | 19 | | | 1 | 18 | | | | | | | | | | | | | | | | 5% | 100% | | 42% | 06/08/2018 | |
| Djibouti | NPL Kenya | | | | | | | | | | | | | | | | | | | | | | | | | 10/04/2017 | |
| Egypt*** | RRL Egypt | 748 | 22 | 6 | 83 | 589 | 21 | 27 | | 11 | | | | | | 15 | | | | | 5 | | | | | | 02/08/2018 |
| Iran | NPL Iran | 496 | 11 | | 10 | 459 | 3 | 13 | | 7 | 1 | | | | | 4 | | | | | | 2% | 100% | 100% | 99% | 04/08/2018 | |
| Iraq | RRL Egypt | 600 | 14 | | 67 | 468 | 41 | 10 | | 8 | | | | | | 6 | | | | | | 12% | 100% | 100% | 73% | 02/08/2018 | |
| Jordan | RRL EGYPT | 87 | 3 | | 5 | 77 | 2 | | | 1 | | | | | | 2 | | | | | | 9% | 100% | 100% | 100% | 05/08/2018 | |
| Kuwait | RRL Kuwait | 43 | 1 | | 4 | 36 | 1 | 1 | | | | | | | | | | | | 1 | | 7% | 95% | | 98% | 05/08/2018 | |
| Lebanon | NPL Jordan | 60 | 2 | | 3 | 54 | 1 | | | 1 | | | | | | 1 | | | | | | 8% | 100% | 100% | 50% | 05/08/2018 | |
| Libya | RRL Tunisia | 68 | 1 | | 5 | 61 | 1 | | | | | | | | | 1 | | | | | | 7% | 100% | 100% | 97% | 03/08/2018 | |
| Morocco | NPL Morocco | 103 | | | 2 | 94 | 7 | | | | | | | | | | | | | | | 3% | 92% | | 94% | 20/07/2018 | |
| Oman | NPL Oman | 15 | | | 2 | 12 | 1 | | | | | | | | | | | | | | | 21% | 93% | | 100% | 06/08/2018 | |
| Pakistan | RRL Pakistan | 6384 | 269 | 19 | 1137 | 4704 | 249 | 9 | 2 | 179 | | | | | | 202 | | | | | 3 | 15% | 87% | 99% | 97% | 04/08/2018 | |
| Palestine & UNRWA | | 29 | | | 4 | 25 | | | | | | | | | | | | | | | | 14% | 66% | | 100% | 29/07/2018 | |
| Qatar | NPL Oman | 9 | | | 1 | 8 | | | | | | | | | | | | | | | | 11% | 88% | | 100% | 06/08/2018 | |
| Saudi Arabia | NPL Oman | 116 | 2 | | 1 | 110 | | 6 | | | | | | | | | | | | | | 1% | 98% | | | 25/07/2018 | |
| Somalia | NPL Kenya | 209 | 15 | 1 | 13 | 141 | 10 | 29 | | 7 | | 3 | 2 # | | 6 | 3 # | | | | 2 | | 8% | 16% | | 100% | 05/08/2018 | |
| Sudan | RRL Egypt | 359 | 4 | | 32 | 303 | 18 | 2 | | 3 | | | | | 1 | | | | | | 1 | 11% | 98% | 100% | 80% | 05/08/2018 | |
| Syria | RRL Egypt | 217 | 3 | | 5 | 195 | 9 | 5 | | 1 | | | | | 1 | | | | | | | 2% | 100% | 100% | 67% | 01/08/2018 | |
| Tunisia | RRL Tunisia | 54 | | | 1 | 49 | 4 | | | | | | | | | | | | | | | 1% | 98% | | 96% | 03/08/2018 | |
| U.A.E | NPL Oman | 27 | | | 4 | 23 | | | | | | | | | | | | | | | | 13% | 85% | | 89% | 06/08/2018 | |
| Yemen | NPL Kenya | | | | | | | | | | | | | | | | | | | | | | | | | 05/07/2018 | |
| Total EMR 2018 | | 11633 | 491 | 41 | 1702 | 8828 | 475 | 102 | 13 | 328 | 1 | 3 | 2 | | 339 | 3 | | | | | 9 | 3 | 13% | 88% | 99% | 97% | |
| Total EMR 2017 | | 18238 | 942 | 103 | 3557 | 13614 | | 21 | 21 | 598 | | 10 | 34* | | 705 | 1 | 21 | 25 | 4 | | | | 16% | 98% | 99% | 96% | |

* Specimens from all sources including non-AFP cases, excluding environmental samples

** This indicator reflects surveillance and laboratory activities

* In 2017, 41 cVDPV2 were isolated from Syria by other Global Polio Laboratories Network (GPLN)
Syria reported a total of 74 cVDPV2 cases in 2017 out of which 8 were identified by positive contacts

Somalia in 2018 so far has a total of 4 cVDPV cases (1 cVDPV2, 2 cVDPV3 & 1 coinfection cVDPV2/cVDPV3)



Table 6: Environmental isolate by year and type

| Country | Status | 2015 | 2016 | 2017 | 2018 |
|--------------------|--------------|-------------|-------------|-------------|-------------|
| AFG | NEGATIVE | 129 | 183 | 274 | 148 |
| | PENDING | | | | 19 |
| | WILD | 20 | 2 | 42 | 29 |
| AFG Total | | 149 | 185 | 316 | 196 |
| EGY | NEGATIVE | 495 | 528 | 522 | 308 |
| | PENDING | | | | 18 |
| | VDPV2 | 3 | 1 | | |
| EGY Total | | 498 | 529 | 522 | 326 |
| IRN | NEGATIVE | | | 6 | 23 |
| | PENDING | | | | 1 |
| IRN Total | | | | 6 | 24 |
| JOR | NEGATIVE | | 2 | 32 | 12 |
| | PENDING | | | | 9 |
| JOR Total | | | 2 | 32 | 21 |
| LEB | NEGATIVE | | 4 | 27 | 9 |
| | PENDING | | | | 16 |
| LEB Total | | | 4 | 27 | 25 |
| PAK | NEGATIVE | 347 | 462 | 523 | 324 |
| | PENDING | | | | 23 |
| | WILD | 79 | 59 | 105 | 54 |
| | WILD & VDPV2 | 5 | 3 | 1 | |
| | VDPV2 | 8 | 5 | 4 | |
| PAK Total | | 439 | 529 | 633 | 401 |
| SOM | NEGATIVE | | | 34 | 91 |
| | PENDING | | | | 16 |
| | VDPV2 | | | 2 | 10 |
| | VDPV3 | | | | 7 |
| SOM Total | | | 36 | 124 | |
| SYR | NEGATIVE | | | 4 | 40 |
| | PENDING | | | | 5 |
| SYR Total | | | 4 | 45 | |
| Grand Total | | 1086 | 1249 | 1576 | 1162 |

Table 7: Environmental Wild/VDPV isolate by site

| Country | COUNTRY | Status | PROVINCE | DISTRICT | Count | First date | Last date |
|-------------------|------------------|-----------|-------------|--------------------|---------------|---------------|---------------|
| 2017 | AFG | WILD | HILMAND | LASHKARGAH | 8 | 26-Apr | 26-Dec |
| | | | | NAHR-E-SARAJ | 1 | 25-Sep | 25-Sep |
| | | | | KABUL | 1 | 25-Oct | 25-Oct |
| | | | | KANDAHAR | 18 | 26-Jan | 27-Dec |
| | | | | KUNAR | 1 | 25-Dec | 25-Dec |
| | | | | NANGARHAR | 3 | 24-Sep | 26-Dec |
| | | JALALABAD | 10 | 24-Jan | 26-Dec | | |
| | AFG Total | | | | 42 | 24-Jan | 27-Dec |
| | PAK | WILD | BALOCHISTAN | KABDULLAH | 12 | 1-Jan | 15-Oct |
| | | | | LORALAI | 3 | 17-Sep | 17-Nov |
| | | | | PISHIN | 5 | 2-Jan | 2-Oct |
| | | | | QUETTA | 12 | 1-Jan | 20-Dec |
| | | | | ZHOB | 1 | 18-Dec | 18-Dec |
| | | | | ISLAMABAD | 5 | 10-Feb | 10-Jul |
| | | | | KHYBER PAKHTUNKHWA | 8 | 10-Jan | 11-Dec |
| | | | | PUNJAB | 1 | 18-Dec | 18-Dec |
| | | | | MULTAN | 1 | 9-Jan | 9-Jan |
| | | | | RAWALPINDI | 8 | 10-Jan | 10-Oct |
| | | | | SINDH | 4 | 11-Aug | 13-Dec |
| | | | | KAMBAR | 1 | 15-Aug | 15-Aug |
| KHIBALDIA | | | | 2 | 8-Aug | 3-Nov | |
| KHIGADAP | | | | 21 | 9-Jan | 12-Dec | |
| KHIGIQBAL | 6 | 3-Feb | 10-Oct | | | | |
| KHIKORANGI | 1 | 16-Oct | 16-Oct | | | | |
| KHILANDHI | 7 | 16-Mar | 14-Dec | | | | |
| KHISITE | 5 | 7-Aug | 4-Dec | | | | |
| SUKKUR | 2 | 11-Apr | 19-Sep | | | | |
| | BALOCHISTAN | KABDULLAH | 1 | 15-Jul | 15-Jul | | |
| | BALOCHISTAN | PISHIN | 1 | 2-May | 2-May | | |
| | BALOCHISTAN | QUETTA | 3 | 3-Apr | 29-May | | |
| PAK Total | | | | 110 | 1-Jan | 20-Dec | |
| SOM | VDPV2 | BANADIR | WABERI | 2 | 22-Oct | 2-Nov | |
| SOM Total | | | | 2 | 22-Oct | 2-Nov | |
| 2017 Total | | | | 154 | 1-Jan | 27-Dec | |
| 2018 | AFG | WILD | HILMAND | LASHKARGAH | 1 | 8-Jan | 8-Jan |
| | | | | KABUL | 3 | 26-Feb | 26-Jun |
| | | | | KANDAHAR | 12 | 8-Jan | 25-Jul |
| | | | | KUNAR | 1 | 24-Apr | 24-Apr |
| | | | | NANGARHAR | 2 | 28-Jan | 25-Feb |
| | | | | JALALABAD | 10 | 27-Jan | 26-Jun |
| | AFG Total | | | | 29 | 8-Jan | 25-Jul |
| | PAK | WILD | BALOCHISTAN | KABDULLAH | 1 | 1-Jan | 1-Jan |
| | | | | LORALAI | 1 | 17-Mar | 17-Mar |
| | | | | QUETTA | 5 | 13-Feb | 28-Jul |
| | | | | ISLAMABAD | 3 | 10-Jan | 10-Jul |
| | | | | KHYBER PAKHTUNKHWA | 1 | 31-Mar | 31-Mar |
| | | | | BANNU | 1 | 31-Mar | 31-Mar |
| | | | | KOHAT | 3 | 5-Jan | 27-Jun |
| | | | | PESHAWAR | 10 | 10-Jan | 26-Jul |
| | | | | PUNJAB | 1 | 12-Feb | 12-Feb |
| | | | | LAHORE | 2 | 11-Jun | 11-Jul |
| | | | | RAWALPINDI | 5 | 10-Jan | 10-Jul |
| | | | | SINDH | 1 | 9-Feb | 9-Feb |
| | | | | JACOBABAD | 2 | 12-Feb | 7-Mar |
| KAMBAR | | | | 3 | 7-Apr | 9-Jul | |
| KHIGADAP | 8 | 15-Feb | 13-Jul | | | | |
| KHILANDHI | 3 | 10-Jan | 30-Jul | | | | |
| KHISITE | 1 | 1-Jan | 1-Jan | | | | |
| SUKKUR | 1 | 8-Feb | 8-Feb | | | | |
| KHILIAQAT | 1 | 7-Mar | 7-Mar | | | | |
| BAJOUR | 2 | 19-May | 1-Aug | | | | |
| PAK Total | | | | 54 | 1-Jan | 1-Aug | |
| SOM | VDPV2 | BANADIR | HAMAR WEYN | 6 | 4-Jan | 17-May | |
| | | | HODAN | 1 | 22-Feb | 22-Feb | |
| | | | WABERI | 3 | 1-Mar | 17-May | |
| | | | HAMAR WEYN | 5 | 8-Mar | 5-Apr | |
| | | | WABERI | 2 | 8-Mar | 19-Apr | |
| SOM Total | | | | 17 | 4-Jan | 17-May | |
| 2018 Total | | | | 100 | 1-Jan | 1-Aug | |



Figure 1: Non Polio AFP Rate and Wild Virus in EMR 01/01/2018 - 12/08/2018

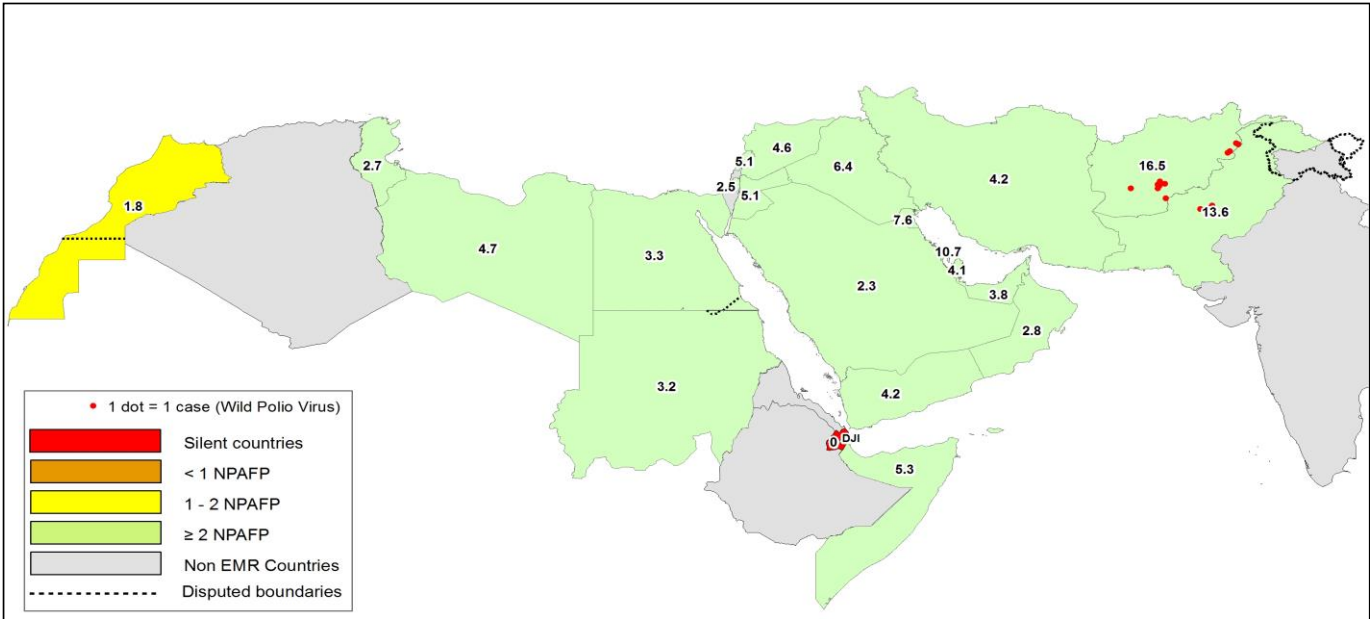


Figure 2: Percent of AFP cases with Adequate Samples & Compatible Cases in EMR 01/01/2018 - 12/08/2018

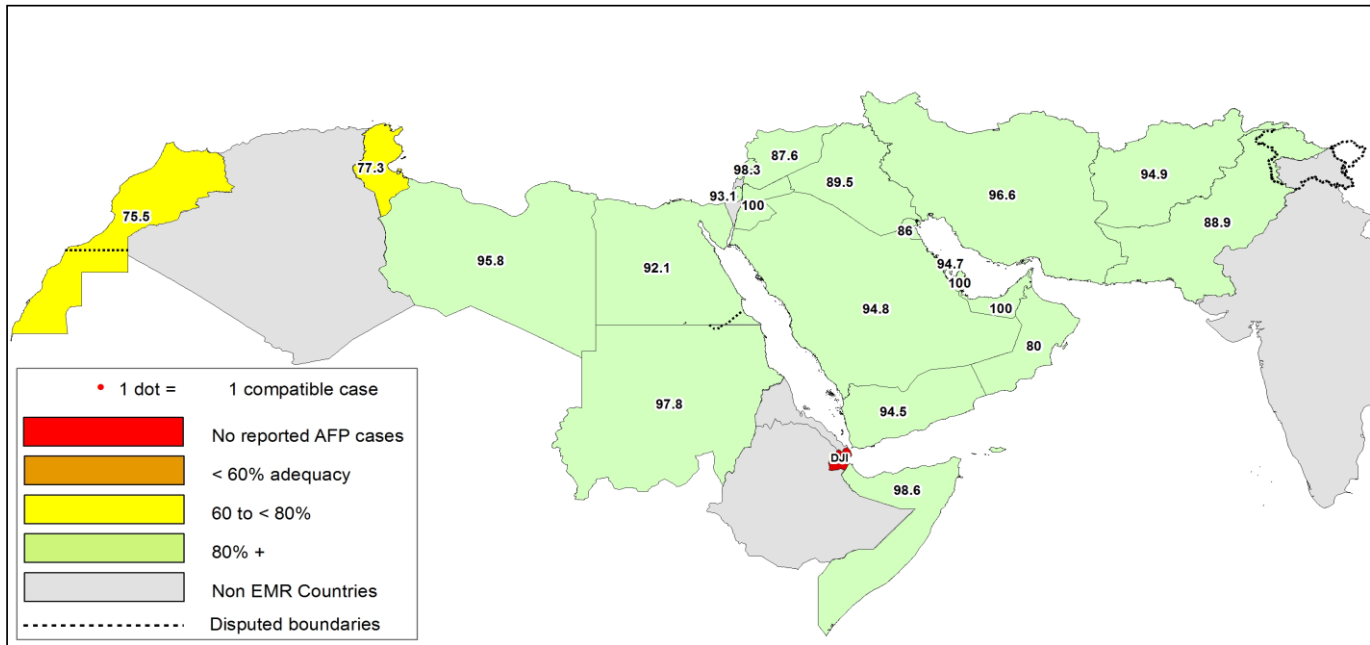


Table 8: Wild polio cases by country and date of onset of paralysis in EMR, 2017 - 2018

| Year | COUNTRY | P1 | | |
|-------------------|---------|-----------|-----------------|-----------------|
| | | Count | First Case | Last Case |
| 2018 | AFG | 11 | 01-01-18 | 17-07-18 |
| | PAK | 3 | 08-03-18 | 18-05-18 |
| 2018 Total | | 14 | 01-01-18 | 17-07-18 |
| 2017 | AFG | 14 | 13-01-17 | 28-12-17 |
| | PAK | 8 | 28-01-17 | 15-11-17 |
| 2017 Total | | 22 | 13-01-17 | 28-12-17 |

Last reported wild Polio P3 from Pakistan with date of onset 18/04/2012



Figure 3: Non Polio AFP rate by Province in Afghanistan & by District in Pakistan 01/01/2018 - 12/08/2018

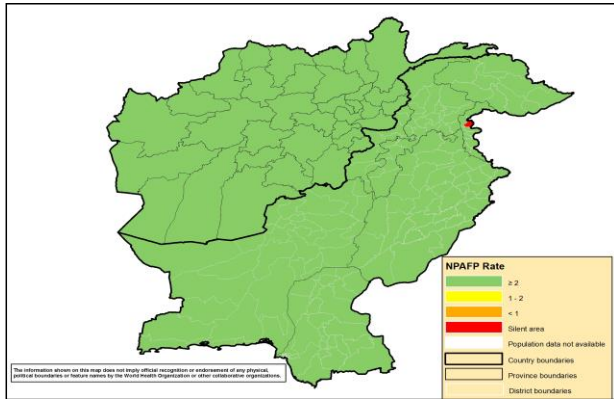


Figure 4: Percent of AFP cases with Adequate Samples in Afghanistan by Province & Pakistan by District 01/01/2018 - 12/08/2018

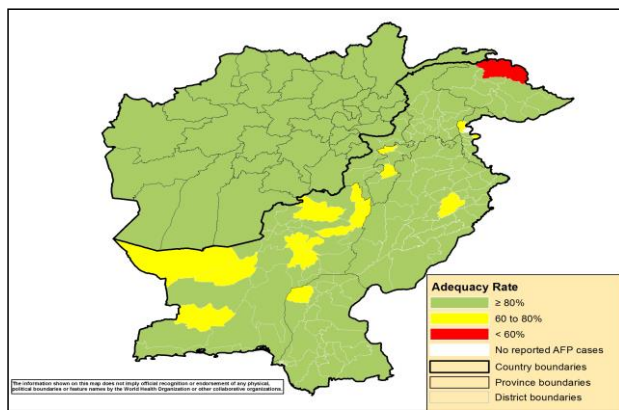
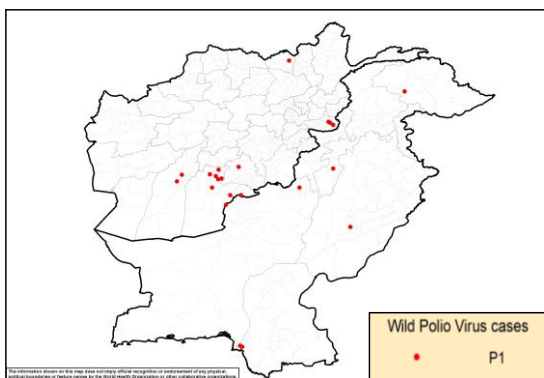
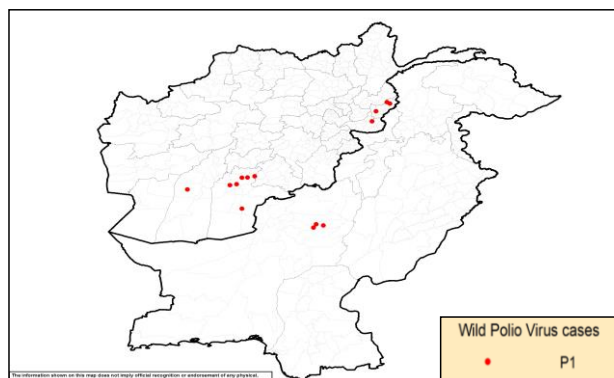


Figure 5: Wild Virus Cases by Type & District in Afghanistan & Pakistan

5a: 01/01/2017 - 31/12/2017



5b: 01/01/2018 - 12/08/2018





World Health Organization – Regional Office for Eastern Mediterranean
AFP SURVEILLANCE
Week 32, ending 12 August 2018

13-Aug-18
Number 1036

Table 9: Wild Polio cases by district and date of onset of paralysis, Afghanistan 2017-2018

| ONSETYR | PROVINCE | DISTRICT | Count | First case | Last case | |
|-------------------|-------------------|---------------|------------|-----------------|-----------------|-----------------|
| 2018 | KANDAHAR | ARGHANDAB (K) | 1 | 17-07-18 | 17-07-18 | |
| | | SHAHWALIKOT | 3 | 05-01-18 | 27-04-18 | |
| | | KHAKREZ | 1 | 25-02-18 | 25-02-18 | |
| | | SPINBOLDAK | 1 | 06-01-18 | 06-01-18 | |
| | KUNAR | CHAWKAY | 1 | 22-06-18 | 22-06-18 | |
| | | GHAZIABAD | 2 | 14-02-18 | 03-03-18 | |
| | HILMAND | NAD-E-ALI | 1 | 01-06-18 | 01-06-18 | |
| | NANGARHAR | KAMA | 1 | 01-01-18 | 01-01-18 | |
| | 2018 Total | | | 11 | 01-01-18 | 17-07-18 |
| | 2017 | KANDAHAR | SPINBOLDAK | 1 | 28-12-17 | 28-12-17 |
| SHAHWALIKOT | | | 5 | 19-06-17 | 03-12-17 | |
| KANDAHAR | | | 1 | 13-01-17 | 13-01-17 | |
| NANGARHAR | | MUHMAND DARA | 1 | 05-11-17 | 05-11-17 | |
| | | BATIKOT | 2 | 15-09-17 | 11-10-17 | |
| ZABUL | | ARGHANDAB (Z) | 1 | 10-07-17 | 10-07-17 | |
| HILMAND | | NAWZAD | 1 | 16-04-17 | 16-04-17 | |
| | | NAHR-E-SARAJ | 1 | 21-01-17 | 21-01-17 | |
| KUNDUZ | | DASHT-E-ARCHI | 1 | 21-02-17 | 21-02-17 | |
| 2017 Total | | | 14 | 13-01-17 | 28-12-17 | |

Table 10: Wild Polio cases by district and date of onset of paralysis, Pakistan 2017-2018

| Year of onset | PROVINCE | DISTRICT | Count | First case | Last case |
|-------------------|------------------|-----------|----------|-----------------|-----------------|
| 2018 | BALUCHISTAN | DUKKI | 3 | 08-03-18 | 18-05-18 |
| 2018 Total | | | 3 | 08-03-18 | 18-05-18 |
| 2017 | BALUCHISTAN | ZHOB | 1 | 15-11-17 | 15-11-17 |
| | | KABDULAH | 2 | 11-06-17 | 13-11-17 |
| | SINDH | KHIGADAP | 1 | 09-11-17 | 09-11-17 |
| | | KHIGIQBAL | 1 | 11-08-17 | 11-08-17 |
| | KHYBER PAKHTOON | LAKKIMRWT | 1 | 21-08-17 | 21-08-17 |
| | GILGIT BALTISTAN | DIAMER | 1 | 13-02-17 | 13-02-17 |
| | PUNJAB | LODHRAN | 1 | 28-01-17 | 28-01-17 |
| 2017 Total | | | 8 | 28-01-17 | 15-11-17 |

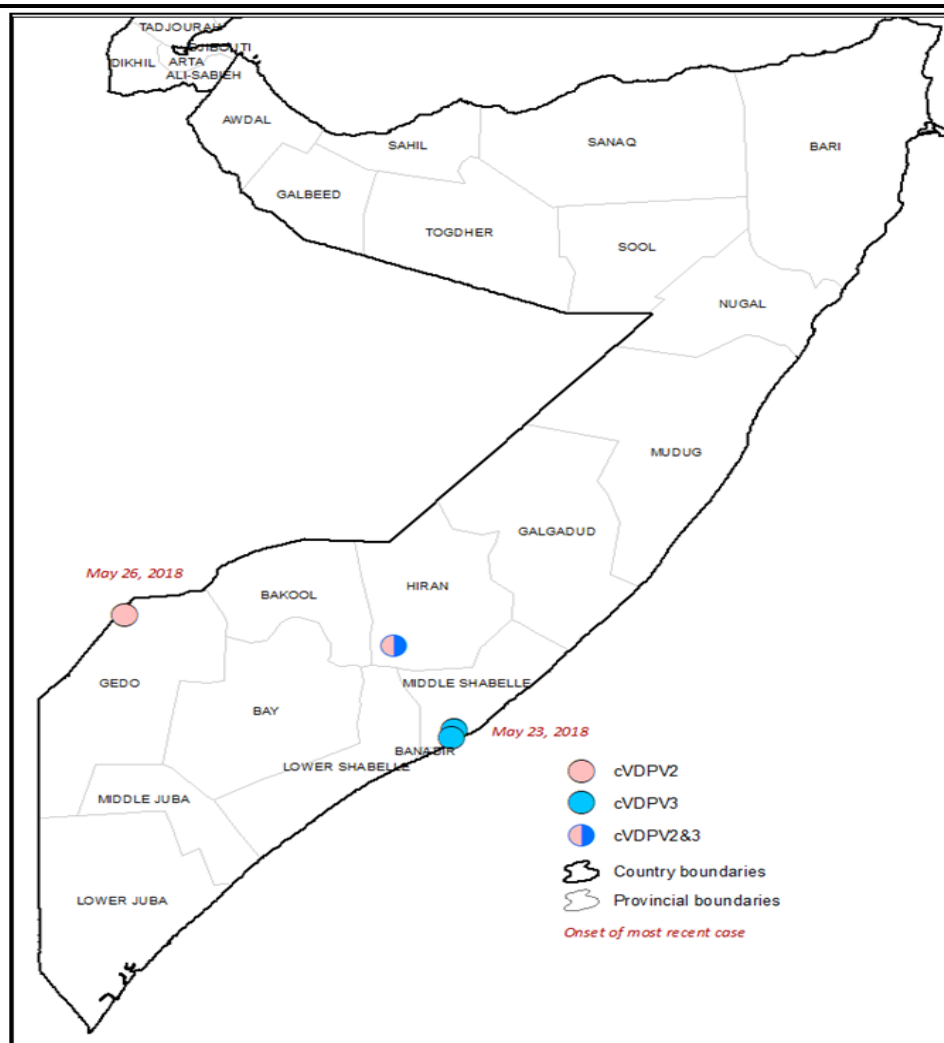


Table 11: Circulating VDPV cases and date of onset of paralysis in EMR countries by districts 2017-2018

| Year | COUNTRY | PROVINCE | DISTRICT | cVDPV2 | | | cVDPV3 | | |
|-------------------|---------|-----------------|-------------|-----------|------------------|------------------|-----------|------------------|------------------|
| | | | | Count | First Case | Last Case | Count | First Case | Last Case |
| 2017 | SYR | HOMS | TADMOUR | 1 | 10-Jul-17 | 10-Jul-17 | | | |
| | | DEIR_AL_ZOUR | DEIR ALZOUR | 1 | 30-Jun-17 | 30-Jun-17 | | | |
| | | DEIR_AL_ZOUR | BOKAMAL | 12 | 25-Jun-17 | 21-Sep-17 | | | |
| | | DEIR_AL_ZOUR | MAYADEEN | 58 | 5-Mar-17 | 9-Sep-17 | | | |
| | | RAQUA | THAWRA | 1 | 16-Jun-17 | 16-Jun-17 | | | |
| | | RAQUA | TALABYAD | 1 | 25-Apr-17 | 25-Apr-17 | | | |
| SYR Total | | | | 74 | 5-Mar-17 | 21-Sep-17 | | | |
| 2017 Total | | | | 74 | 5-Mar-17 | 21-Sep-17 | | | |
| 2018 | SOM | HIRAN | BULO BURTI | 1 | 11-May-18 | 11-May-18 | 1 | 11-May-18 | 11-May-18 |
| | | GEDO | DOLO | 1 | 26-May-18 | 26-May-18 | | | |
| | | MIDDLE SHABELLE | WARSHAIKH | | | | 2 | 16-May-18 | 23-May-18 |
| | | SOM Total | | | 2 | 11-May-18 | 26-May-18 | 3 | 11-May-18 |
| 2018 Total | | | | 2 | 11-May-18 | 26-May-18 | 3 | 11-May-18 | 23-May-18 |

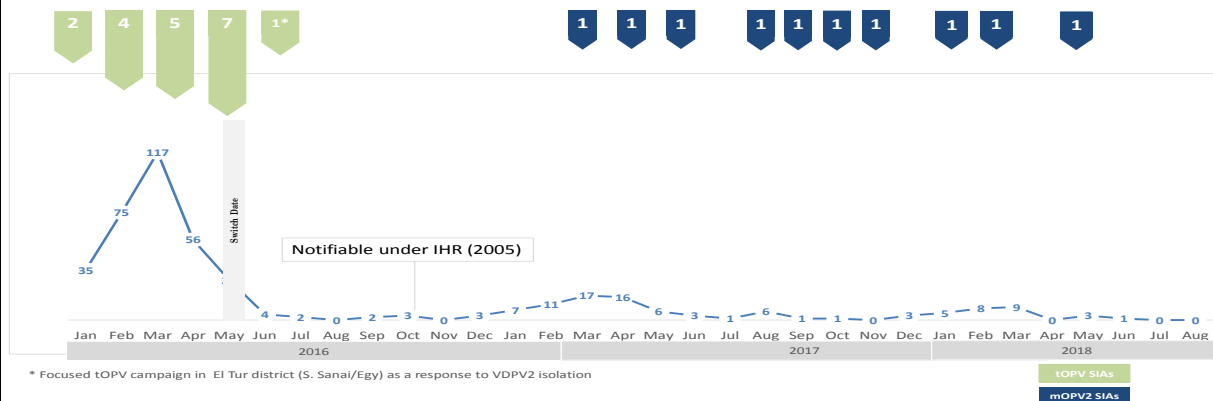
- Provisional reporting of cVDPV2 from an old AFP case from Syria, Deir AlZour, date of onset 03 August 2017 is under investigation, pending for final laboratory results
- Somalia in 2018 so far has a total of 4 cVDPV cases (1 cVDPV2, 2 cVDPV3 & 1 coinfection cVDPV2/cVDPV3)

Figure 6: Somalia cVDPV cases by type and district 01/01/2018 - 05/08/2018



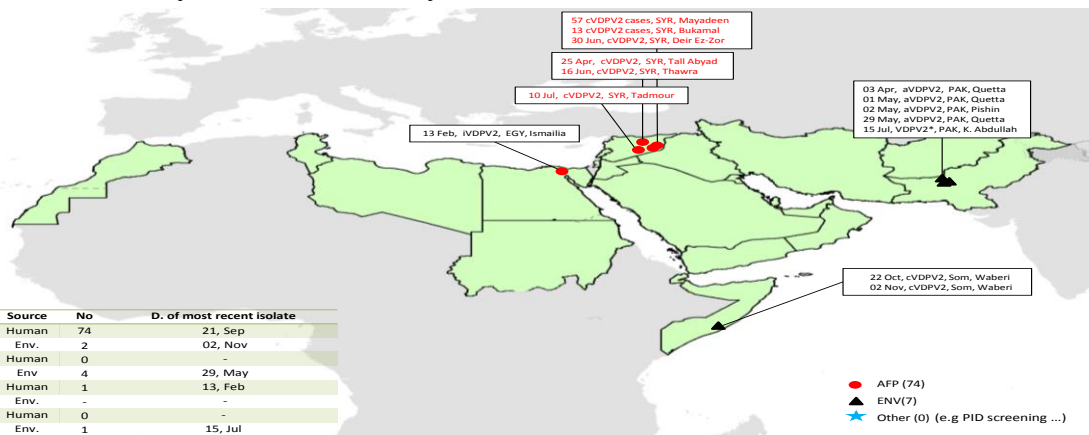


Sabin Like Type-2 Poliovirus Isolates (H & E) EMR, 2016-17-18



* Focused tOPV campaign in El Tur district (S. Sinai/Egy) as a response to VDPV2 isolation

VDPV2 isolates, EMR countries, 2017



VDPV2 isolates, EMR countries, 2018

