

Highlights of this Polio Fax Bulletin No. 1035 for Week 31 2018

I. Poliovirus Transmission

1. Endemic countries (PAKISTAN & AFGHANISTAN):
 - a. No new wild poliovirus cases reported this week.
 - b. In 2018, so far, the number of WPV1 cases is 13 (Afghanistan – 10 and Pakistan – 3). The most recent wild poliovirus type 1 case reported is from Afghanistan, from Chawkay district, Kunar province, with date of onset on 22 June 2018.
 - c. Five new environmental samples positive for wild poliovirus were reported this week. These include one from Punjab (Lahore district) and four from Sindh (3 from Karachi Gadap town and one from Kambar district). The total positive environmental samples from Afghanistan in 2018 are 28 to date with most recent positive sample collected on 5 July 2018 while for Pakistan 51 with most recent positive sample collected on 13 July 2018.

II. Outbreak response countries

1. SOMALIA:

- No new cVDPV isolate reported this week from human and environmental samples.
- The total number of cVDPV cases remains 4 (two cVDPV3, one cVDPV2 and one had both cVDPV2 and cVDPV3). The dates of onset of most recent cVDPV2 is on 26 May and cVDPV3 is on 23 May 2018
- The date of collection of most recent positive environmental sample was on 17 May 2018. The date of collection of most recent positive environmental sample for cVDPV3 in Somalia was on 19 April 2018.

2. SYRIA:

- An old cVDPV2 case with date of onset of paralysis in 2017 has been recently confirmed. The case is from the infected district Boukamal, Deir Ez-Zor governorate with date of onset of paralysis on 3 August 2017. Accordingly, in 2017 the number of confirmed cVDPV2 cases from Syria is now 75. The most recent cVDPV2 cases had date of onset on 21 September 2017. No cVDPV2 isolated from environmental samples in Syria.

III. A provisional VDPV type 1 is reported from Iran. It is detected from specimen of a 17-month old child having date of onset on 7 April 2018. Final classification is still pending additional investigation results.

IV. Surveillance performance indicators

1. Nineteen of 22 member states are meeting the global target of the two key surveillance indicators, namely non polio AFP rate of 2 per 100,000 children aged below 15 years and percent AFP cases with adequate specimen 80% and above.
 - i. Djibouti and Morocco are missing both indicators. Djibouti, did not report any AFP case since April 2017 and Morocco has a non-polio AFP rate of 1.9 and percentage of AFP cases with adequate stool specimens of 75.5.
 - ii. Tunisia has 77.3 percentage of AFP cases with adequate stool specimens.
2. Yemen has the highest number of 2017 AFP cases (98), which are not yet finally classified. Two other countries having pending case(s) of 2017 include Somalia (1) and Djibouti (4).



World Health Organization – Regional Office for Eastern Mediterranean

AFP SURVEILLANCE

Week 31, ending 05 August 2018

6-Aug-18

Number 1035

Table 1: Acute Flaccid Paralysis (AFP) cases by week of onset

Country	Reported AFP cases by week of onset - Week (31/18) / Ending on : 05/08/2018														
	Total AFP 2016	Total AFP 2017	Total AFP to date, 2018	W20 20 May 18	W21 27 May 18	W22 03 Jun 18	W23 10 Jun 18	W24 17 Jun 18	W25 24 Jun 18	W26 01 Jul 18	W27 08 Jul 18	W28 15 Jul 18	W29 22 Jul 18	W30 29 Jul 18	W31 05 Aug 18
Afghanistan	2905	3094	1975	60	56	62	56	34	56	56	72	69	69	44	5
Bahrain	14	18	19	1	1	0	0	0	0	0	0	0	0	0	0
Djibouti	3	4	0												
Egypt	1092	1242	754	22	21	28	13	16	31	20	21	18	22	7	
Iran	776	820	481	27	28	19	13	14	5	16	9	10	2	1	
Iraq	605	699	575	19	21	25	14	8	11	16	22	21	19	7	
Jordan ****	107	116	87	4	2	1	1	4	1	3	4	5	1	1	
Kuwait	50	69	42	0	1	1	1	1	2	2	0	0	0	0	0
Lebanon ****	111	75	55	4	3	0	1	2	0	4	2	1	2	1	
Libya	70	88	68	4	3	5	1	2	1	3	4	0	0	1	
Morocco	84	143	102	7	1	6	5	2	1	3	1	1			
Oman	39	40	15	0	1	0	0	0	0	1	0	0	1	0	1
Pakistan	7848	10318	6261	192	195	200	175	176	172	205	201	173	92	5	0
Palestine ****	46	43	29	1	1	0	2	0	0	1	0	1	2	0	
Qatar	9	18	9	1	0	0	0	0	0	0	1	0	0	0	0
Saudi Arabia	273	276	116	3	3	4	4	3	0	4	5	0	1	4	0
Somalia	316	345	201	7	4	8	4	4	5	11	8	6	4	7	0
Sudan	509	570	345	7	16	11	5	8	14	12	18	9	19	2	0
Syria ****	303	362	210	4	3	5	5	9	7	6	11	2	4	3	
Tunisia	90	67	44	1	3	0	1	1	1	2	1	0	0	0	
U.A.E	42	58	27	1	1	1	0	1	0	1	0	1	1	1	0
Yemen	715	713	361	8	7	7	1	3	2						
Total EMR	16007	19178	11776	373	371	383	302	288	309	366	380	317	239	84	6

□ No data = No report received

Table 2: Confirmed polio cases by month of onset

Country	Total year 2016	Total year 2017	05/08		Confirmed polio cases by month of onset												
			2017	2018	September 2017	October 2017	November 2017	December 2017	January 2018	February 2018	March 2018	April 2018	May 2018	June 2018	July 2018	August 2018	
Afghanistan	13	14	6	10	1	3	2	2	3	3	1	1	0	2			
Bahrain	0	0	0	0	0	0	0	0	0	0	0	0	0	0	0	0	
Djibouti	0	0	0	0													
Egypt	0	0	0	0	0	0	0	0	0		0	0	0				
Iran	0	0	0	0	0	0	0	0	0	0	0	0	0	0			
Iraq	0	0	0	0	0	0	0	0	0	0	0	0	0	0			
Jordan ****	0	0	0	0	0	0	0	0	0	0	0	0	0	0			
Kuwait	0	0	0	0	0	0	0	0	0	0	0	0	0	0	0		
Lebanon ****	0	0	0	0	0	0	0	0	0	0	0	0	0	0			
Libya	0	0	0	0	0	0	0	0	0	0	0			0			
Morocco	0	0	0	0	0	0	0	0	0	0	0	0					
Oman	0	0	0	0	0	0	0	0	0	0	0	0	0	0			
Pakistan	20	8	3	3	0	0	3	0	0	0	1	1	1	0			
Palestine ****	0	0	0	0	0	0	0	0	0	0	0	0	0	0			
Qatar	0	0	0	0	0	0	0	0	0	0	0	0	0	0	0		
Saudi Arabia	0	0	0	0	0	0	0	0	0								
Somalia	0	0	0	0	0	0	0	0	0	0	0			0			
Sudan	0	0	0	0	0	0	0	0	0	0	0	0	0	0			
Syria ****	0	0	0	0	0	0	0	0	0	0	0		0	0			
Tunisia	0	0	0	0	0	0	0	0	0	0	0	0	0				
U.A.E	0	0	0	0	0	0	0	0	0	0	0	0	0	0			
Yemen	0	0	0	0	0												
Total EMR	33	22	9	13	1	3	5	2	3	3	2	2	1	2	0	0	

**** UNRWA cases are included with those of country of residence



Table 3: Investigation of AFP cases with paralysis onset in 2017 & 2018 up to Week (31/18) / Ending on : 05/08/2018

COUNTRY	2017											2018											Latest line List Date				
	AFP									Specimen		Wild cases ****		AFP										Specimen		Wild cases ****	
	Total AFP cases onset 2017	Case classification					Non polio AFP rate **	AFP cases pending classification > 90 days from onset of paralysis	AFP cases pending classification and lab > 90 days from onset of paralysis	% with *** adequate specimens	Wild P1 Poliovirus	Wild P3 Poliovirus	Total AFP cases onset 2018	Case classification					Annualized Non polio AFP rate **	AFP cases pending classification > 90 days from onset of paralysis	AFP cases pending classification and lab > 90 days from onset of paralysis	% with *** adequate specimens		Wild P1 Poliovirus	Wild P3 Poliovirus		
		Total Confirmed Polio Cases *	Polio Compatible	Pending Classification	Discarded (non polio AFP)	VDPV								Total Confirmed Polio Cases *	Polio Compatible	Pending Classification	Discarded (non polio AFP)	VDPV									
Afghanistan	3094	14	0	0	3080	1	15.2	0	0	93.5	14	0	1975	10	0	196	1769	0	16.3	9	0	95.2	10	0	05-08-2018		
Bahrain	18	0	0	0	18	0	6.2	0	0	100.0	0	0	19	0	0	3	16	0	11.0	2	0	94.7	0	0	05-08-2018		
Djibouti	4	0	0	4	0	0	1.3	4	4	100.0	0	0	0	0	0	0	0	0	0.0	0	0		0	0	10-04-2017		
Egypt	1242	0	0	0	1240	2	3.3	0	0	94.4	0	0	754	0	0	77	677	0	3.3	0	0	92.2	0	0	02-08-2018		
Iran	820	0	0	0	820	0	4.3	0	0	96.7	0	0	481	0	0	12	469	1	4.2	1	1	96.7	0	0	04-08-2018		
Iraq	699	0	0	0	699	0	4.7	0	0	86.7	0	0	575	0	0	94	481	0	6.3	26	1	88.9	0	0	04-08-2018		
Jordan	116	0	0	0	116	0	4.2	0	0	100.0	0	0	87	0	0	5	82	0	5.2	0	0	100.0	0	0	01-08-2018		
Kuwait	69	0	0	0	69	0	7.5	0	0	92.8	0	0	42	0	0	3	39	0	7.7	0	0	88.1	0	0	05-08-2018		
Lebanon	75	0	0	0	75	0	4.0	0	0	80.0	0	0	55	0	0	7	48	0	5.0	0	0	98.2	0	0	02-08-2018		
Libya	88	0	0	0	88	0	4.3	0	0	96.6	0	0	68	0	0	6	62	0	4.6	2	1	95.6	0	0	04-08-2018		
Morocco	143	0	0	0	143	0	1.3	0	0	67.1	0	0	102	0	0	33	69	0	1.9	10	0	75.5	0	0	14-07-2018		
Oman	40	0	0	0	40	0	4.5	0	0	90.0	0	0	15	0	0	2	13	0	2.9	0	0	80.0	0	0	06-08-2018		
Pakistan	10318	8	2	0	10308	0	13.2	0	0	85.6	8	0	6261	3	0	414	5844	0	13.5	93	0	88.9	3	0	05-08-2018		
Palestine	43	0	0	0	43	0	2.3	0	0	97.7	0	0	29	0	0	8	21	0	2.6	0	0	93.1	0	0	29-07-2018		
Qatar	18	0	0	0	18	0	6.1	0	0	100.0	0	0	9	0	0	5	4	0	4.2	2	0	100.0	0	0	05-08-2017		
Saudi Arabia	276	0	0	0	276	0	3.5	0	0	98.9	0	0	116	0	0	67	49	0	2.4	33	31	94.8	0	0	05-08-2018		
Somalia	345	0	0	1	344	0	6.0	1	1	99.1	0	0	201	0	0	35	162	4	5.3	1	1	98.5	0	0	05-08-2018		
Sudan	570	0	0	0	570	0	3.2	0	0	96.3	0	0	345	0	0	23	322	0	3.2	0	0	97.7	0	0	05-08-2018		
Syria	362	0	1	0	287	75	4.7	0	0	80.9	0	0	210	0	0	17	193	0	4.5	3	0	87.1	0	0	04-08-2018		
Tunisia	67	0	0	0	67	0	2.5	0	0	74.6	0	0	44	0	0	5	39	0	2.8	0	0	77.3	0	0	03-08-2018		
U.A.E	58	0	0	0	58	0	5.7	0	0	98.3	0	0	27	0	0	4	23	0	3.6	0	0	100.0	0	0	05-08-2018		
Yemen	713	0	0	98	615	0	5.2	98	81	90.2	0	0	361	0	0	344	17	0	4.3	306	292	94.5	0	0	30-06-2018		
EMR	19178	22	3	103	18974	78	7.7	103	86	88.9	22	0	11776	13	0	1360	10399	5	7.9	488	327	91.1	13	0			
2016	16008	33	5	1	15961	8	6.4	0	0	89.6	33	0															

* Confirmed polio cases refer to wild isolation from AFP cases or from contacts of negative index AFP cases

** Non-polio AFP per 100,000 children <15 years

*** Adequate here refers to two stool specimens collected at least 24 hours apart, within 14 days of paralysis onset

**** AFP cases co infected with P1 and P3 are counted separately as wild isolates



World Health Organization – Regional Office for Eastern Mediterranean
AFP SURVEILLANCE
Week 31, ending 05 August 2018

6-Aug-18
Number 1035

Table 4 (a): Lab results of contacts' samples in EMR, 2017 - 2018

COUNTRY	2017						2018					
	# OF CONTACTS	WILD	VDPV	SL	NPEV	PENDING	# OF CONTACTS	WILD	VDPV	SL	NPEV	PENDING
AFG	1424	1	0	88	347	0	530	0	0	29	114	0
BAH	2	0	0	0	0	0	2	0	0	0	0	0
DJI	0	0	0	0	0	0	0	0	0	0	0	0
EGY	450	0	0	9	63	18	284	0	0	10	29	26
IRN	143	0	0	5	1	0	87	0	0	2	2	0
IRQ	698	0	0	18	101	16	498	0	0	17	62	19
JOR	2	0	0	0	0	0	0	0	0	0	0	0
KUW	8	0	0	0	0	2	0	0	0	0	0	0
LEB	92	0	0	2	3	21	178	0	0	1	11	37
LIB	4	0	0	0	0	1	0	0	0	0	0	0
MOR	87	0	0	0	7	0	41	0	0	0	4	8
OMA	115	0	0	1	24	1	43	0	0	1	10	0
PAK	3758	2	0	234	897	0	2104	1	0	93	284	73
PAL	0	0	0	0	0	0	0	0	0	0	0	0
QAT	0	0	0	0	0	0	0	0	0	0	0	0
SAA	0	0	0	0	0	0	5	0	0	0	0	5
SOM	1035	0	0	37	113	4	602	0	5	27	37	142
SUD	385	0	0	6	32	46	213	0	0	1	15	83
SYR	570	0	64	3	11	0	381	0		3	2	19
TUN	26	0	0	0	0	0	12	0	0	0	0	0
UAE	2	0	0	0	0	0	0	0	0	0	0	0
YEM	1737	0	0	43	114	667	720	0	0	0	0	720
EMR	10538	3	64	446	1713	776	5700	1	5	184	570	1132

Table 4 (B): Most recent wild contacts in EMRO, 2017 - 2018

Year	Country	Data	
		Count of wild contacts	Date of Most Recent stool collection
2018	Pakistan	1	08-05-18
2018 Total		1	08-05-18
2017	Pakistan	2	04-12-17
	Afghanistan	1	21-05-17
2017 Total		3	04-12-17

Table 4 (C): Number and distribution by district of -ve index AFP cases identified as wild positive by contact in EMR, 2017-2018

YEAR	COUNTRY	PROVINCE	DISTRICT	COUNT	First case	Last case
2018	PAK	BALUCHISTAN	DUKKI	1	15-04-18	15-04-18
	PAK Total			1	15-04-18	15-04-18
2017	AFG	HILMAND	NAWZAD	1	16-04-17	16-04-17
	AFG Total			1	16-04-17	16-04-17



Table 5:

Laboratory investigation of AFP cases with paralysis onset in 2018 up to Week (31/18) / Ending on : (05/08/2018)

Country	Polio laboratories Sequencing performed by EGY, PAK, TUN, CDC and RIVM laboratories	AFP cases with specimens	Preliminary virus isolation results of AFP cases						Poliovirus intratypic differentiation results #										Indicators				Latest report Date					
			Referred for ITD				Pending		Type 1			Type 2			Type 3			% specimens positive for NPEV*	% AFP cases with culture results within 14 days	% AFP cases with ITD results within 7 days	% AFP cases with ITD results within 45 days of onset**							
			L20B+	L20B+&NPEV	NPEV only	Negative	received < / = 14 days	received > 14 days ago	Wild	Sabin	VDPV	Wild	Sabin	VDPV	Wild	Sabin	VDPV					Discordant pending sequence		NPEV by PCR	Non-EV	Pending ITD		
Afghanistan	RRL Pakistan	1924	135	15	301	1349	114	10	10	103						95											15%	86%
Bahrain	PNL Oman	19			1	18																5%	100%		42%	06/08/2018		
Djibouti	NPL Kenya																									10/04/2017		
Egypt***	RRL Egypt	744	22	6	82	584	42	8		11						15					5							
Iran	NPL Iran	496	11		10	459	13	3		7	1					4							2%	100%	100%	99%	04/08/2018	
Iraq	RRL Egypt	575	14		65	451	30	15		8						6							12%	100%	100%	73%	02/08/2018	
Jordan	RRL EGYPT	87	3		5	76	3			1						2							9%	100%	100%	100%	05/08/2018	
Kuwait	RRL Kuwait	42	1		4	36		1													1		7%	95%		98%	05/08/2018	
Lebanon	NPL Jordan	59	2		3	52	2			1						1							8%	100%	100%	50%	05/08/2018	
Libya	RRL Tunisia	67	1		5	60	1									1							7%	100%	100%	97%	03/08/2018	
Morocco	NPL Morocco	94			2	86		6															4%	94%		93%	20/07/2018	
Oman	NPL Oman	15			2	12	1																21%	93%		100%	06/08/2018	
Pakistan	RRL Pakistan	6132	268	17	1064	4602	169	11	2	177						201					3		15%	87%	99%	97%	04/08/2018	
Palestine & UNRWA		29			3	22	1	3															12%	68%		100%	29/07/2018	
Qatar	NPL Oman	9			1	8																	11%	88%		100%	06/08/2018	
Saudi Arabia	NPL Oman	116	2		1	110	1	5															1%	98%			25/07/2018	
Somalia	NPL Kenya	201	14	1	13	139	10	24		7		3	2 #		6	3 #					1		8%	16%		100%	05/08/2018	
Sudan	RRL Egypt	347	4		28	294	21			3					1						1		10%	98%	100%	80%	05/08/2018	
Syria	RRL Egypt	211	3		5	193	8	2		1					1								2%	100%	100%	67%	01/08/2018	
Tunisia	RRL Tunisia	52			1	49	2																1%	98%		96%	03/08/2018	
U.A.E	NPL Oman	27			4	23																	13%	85%		89%	06/08/2018	
Yemen	NPL Kenya																										05/07/2018	
Total EMR 2018		11246	480	39	1600	8623	418	88	12	319	1	3	2		333	3					9		2	13%	88%	99%	97%	
Total EMR 2017		18238	942	103	3557	13614		21	21	598		10	34*		705	1	21	25	4				16%	98%	99%	96%		

* Specimens from all sources including non-AFP cases, excluding environmental samples

** This indicator reflects surveillance and laboratory activities

* In 2017, 42 cVDPV2 were isolated from Syria by other Global Polio Laboratories Network (GPLN)
Syria reported a total of 75 cVDPV2 cases in 2017 out of which 8 were identified by positive contacts

Somalia in 2018 so far has a total of 4 cVDPV cases (1 cVDPV2,
2 cVDPV3 & 1 coinfection cVDPV2/cVDPV3)



Table 6: Environmental isolate by year and type

Country	Status	2015	2016	2017	2018
AFG	NEGATIVE	129	183	274	146
	PENDING				22
	WILD	20	2	42	28
AFG Total		149	185	316	196
EGY	NEGATIVE	495	528	522	289
	PENDING				17
	VDPV2	3	1		
EGY Total		498	529	522	306
IRN	NEGATIVE			6	22
IRN Total				6	22
JOR	NEGATIVE		2	32	12
	PENDING				9
JOR Total			2	32	21
LEB	NEGATIVE		4	27	8
	PENDING				14
LEB Total			4	27	22
PAK	NEGATIVE	347	462	523	314
	PENDING				23
	WILD	79	59	105	51
	WILD & VDPV2	5	3	1	
	VDPV2	8	5	4	
PAK Total		439	529	633	388
SOM	NEGATIVE			34	91
	PENDING				12
	VDPV2			2	10
	VDPV3				7
SOM Total			36	120	
SYR	NEGATIVE			4	37
	PENDING				7
SYR Total			4	44	
Grand Total		1086	1249	1576	1119

Table 7: Environmental Wild/VDPV isolate by site

Country	COUNTRY	Status	PROVINCE	DISTRICT	Count	First date	Last date
2017	AFG	WILD	HILMAND	LASHKARGAH	8	26-Apr	26-Dec
				NAHR-E-SARAJ	1	25-Sep	25-Sep
				KABUL	1	25-Oct	25-Oct
				KANDAHAR	18	26-Jan	27-Dec
				ASADABAD	1	25-Dec	25-Dec
				BEHSUD	3	24-Sep	26-Dec
	JALALABAD	10	24-Jan	26-Dec			
	AFG Total				42	24-Jan	27-Dec
	PAK	WILD	BALOCHISTAN	KABDULLAH	12	1-Jan	15-Oct
				LORALAI	3	17-Sep	17-Nov
				PISHIN	5	2-Jan	2-Oct
				QUETTA	12	1-Jan	20-Dec
				ZHOB	1	18-Dec	18-Dec
				ISLAMABAD	5	10-Feb	10-Jul
				KHYBER PAKHTUNKHWA	8	10-Jan	11-Dec
				PUNJAB	1	18-Dec	18-Dec
				MULTAN	1	9-Jan	9-Jan
				RAWALPINDI	8	10-Jan	10-Oct
				SINDH	4	11-Aug	13-Dec
				KAMBAR	1	15-Aug	15-Aug
				KHIBALDIA	2	8-Aug	3-Nov
				KHIGADAP	21	9-Jan	12-Dec
	KHIGIQBAL	6	3-Feb	10-Oct			
	KHIKORANGI	1	16-Oct	16-Oct			
	KHILANDHI	7	16-Mar	14-Dec			
	KHISITE	5	7-Aug	4-Dec			
	SUKKUR	2	11-Apr	19-Sep			
WILD & VDPV2	BALOCHISTAN	KABDULLAH	1	15-Jul	15-Jul		
VDPV2	BALOCHISTAN	PISHIN	1	2-May	2-May		
QUETTA	3	3-Apr	29-May				
PAK Total				110	1-Jan	20-Dec	
SOM	VDPV2	BANADIR	WABERI	2	22-Oct	2-Nov	
SOM Total				2	22-Oct	2-Nov	
2017 Total				154	1-Jan	27-Dec	
2018	AFG	WILD	HILMAND	LASHKARGAH	1	8-Jan	8-Jan
				KABUL	3	26-Feb	26-Jun
				KANDAHAR	11	8-Jan	5-Jul
				ASADABAD	1	24-Apr	24-Apr
				BEHSUD	2	28-Jan	25-Feb
				JALALABAD	10	27-Jan	26-Jun
	AFG Total				28	8-Jan	5-Jul
	PAK	WILD	BALOCHISTAN	KABDULLAH	1	1-Jan	1-Jan
				LORALAI	1	17-Mar	17-Mar
				QUETTA	4	13-Feb	28-May
				ISLAMABAD	3	10-Jan	10-Jul
				KHYBER PAKHTUNKHWA	1	31-Mar	31-Mar
				KOHAT	3	5-Jan	27-Jun
				PESHAWAR	9	10-Jan	10-Jul
				PUNJAB	1	12-Feb	12-Feb
				DERA GHAZI KHAN	1	12-Feb	12-Feb
				LAHORE	2	11-Jun	11-Jul
				RAWALPINDI	5	10-Jan	10-Jul
				SINDH	1	9-Feb	9-Feb
				JACOBABAD	2	12-Feb	7-Mar
				KAMBAR	3	7-Apr	9-Jul
	KHIGADAP	9	9-Jan	13-Jul			
	KHILANDHI	2	10-Jan	20-Apr			
	KHISITE	1	1-Jan	1-Jan			
	SUKKUR	1	8-Feb	8-Feb			
	KHILIAQAT	1	7-Mar	7-Mar			
	FATA	BAJOUR	1	19-May	19-May		
PAK Total				51	1-Jan	13-Jul	
SOM	VDPV2	BANADIR	HAMAR WEYN	6	4-Jan	17-May	
			HODAN	1	22-Feb	22-Feb	
			WABERI	3	1-Mar	17-May	
			VDPV3	BANADIR	HAMAR WEYN	5	8-Mar
WABERI	2	8-Mar	19-Apr				
SOM Total				17	4-Jan	17-May	
2018 Total				96	1-Jan	13-Jul	



Figure 1: Non Polio AFP Rate and Wild Virus in EMR 01/01/2018 - 05/08/2018

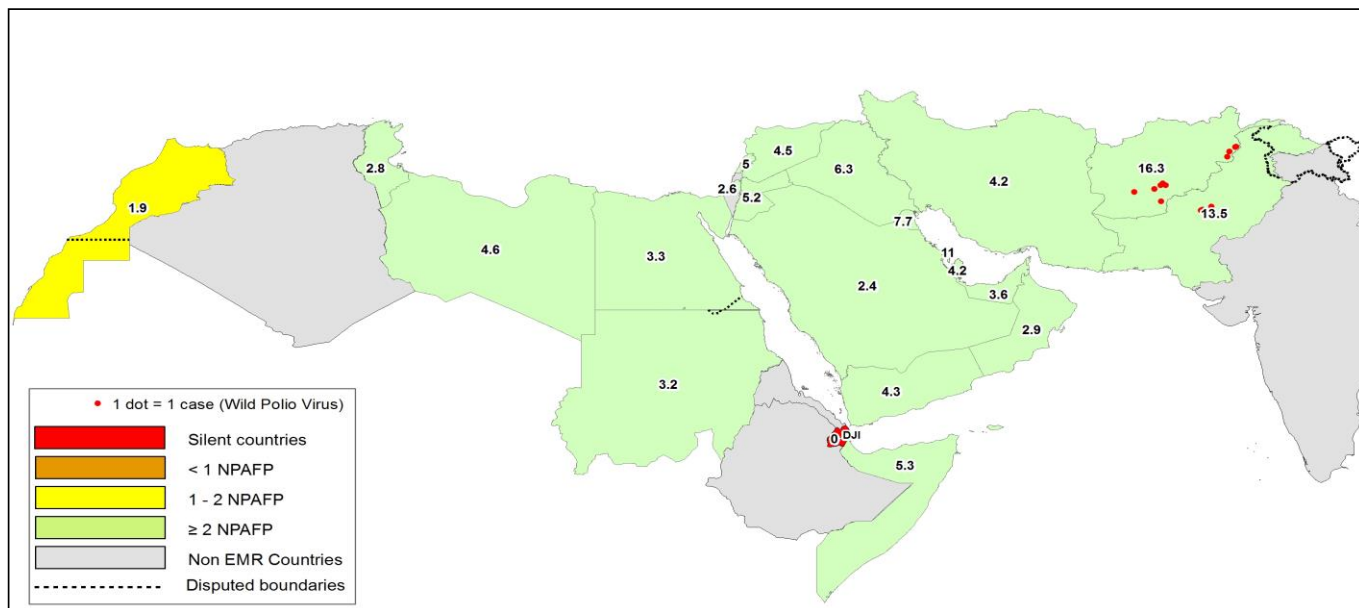


Figure 2: Percent of AFP cases with Adequate Samples & Compatible Cases in EMR 01/01/2018 - 05/08/2018

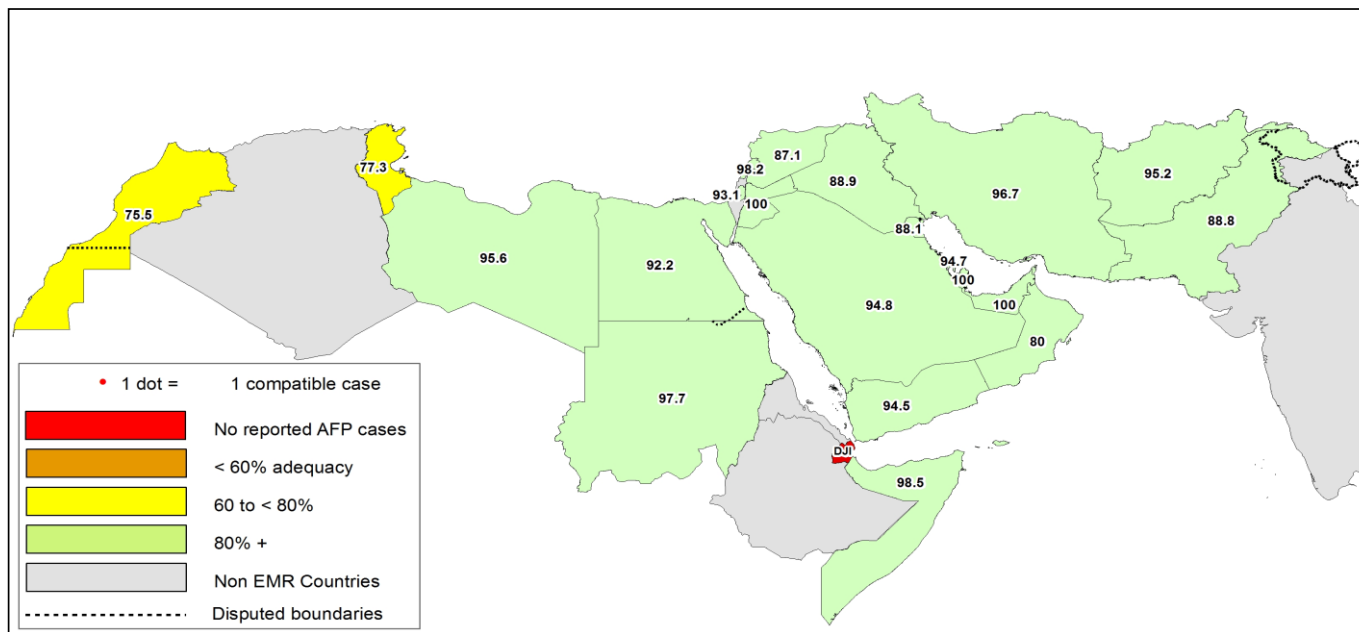


Table 8: Wild polio cases by country and date of onset of paralysis in EMR, 2017 - 2018

Year	COUNTRY	P1		
		Count	First Case	Last Case
2018	AFG	10	01-01-18	22-06-18
	PAK	3	08-03-18	18-05-18
2018 Total		13	01-01-18	22-06-18
2017	AFG	14	13-01-17	28-12-17
	PAK	8	28-01-17	15-11-17
2017 Total		22	13-01-17	28-12-17

Last reported wild Polio P3 from Pakistan with date of onset 18/04/2012



Figure 3: Non Polio AFP rate by Province in Afghanistan & by District in Pakistan 01/01/2018 - 05/08/2018

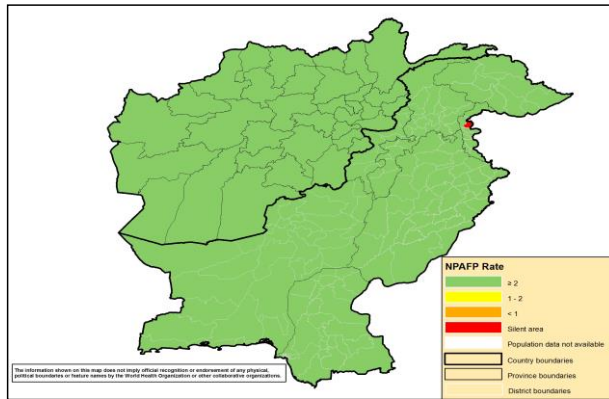


Figure 4: Percent of AFP cases with Adequate Samples in Afghanistan by Province & Pakistan by District 01/01/2018 - 05/08/2018

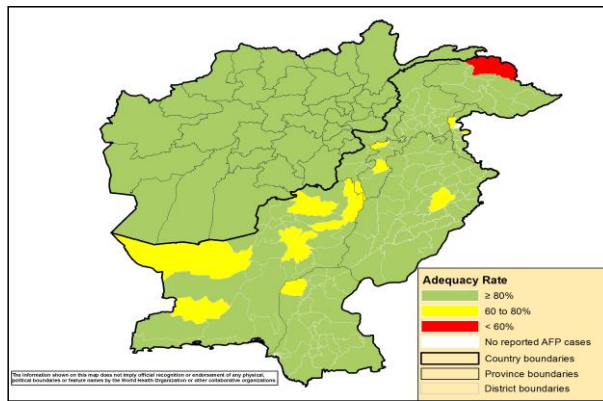
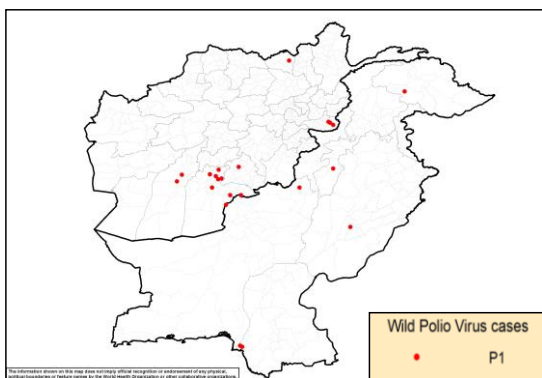
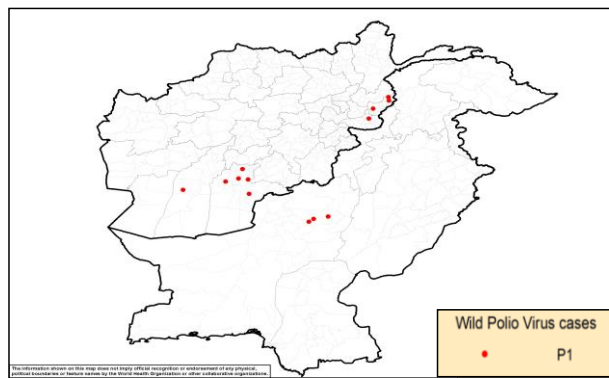


Figure 5: Wild Virus Cases by Type & District in Afghanistan & Pakistan

5a: 01/01/2017 - 31/12/2017



5b: 01/01/2018 - 05/08/2018





World Health Organization – Regional Office for Eastern Mediterranean
AFP SURVEILLANCE
Week 31, ending 05 August 2018

6-Aug-18
Number 1035

Table 9: Wild Polio cases by district and date of onset of paralysis, Afghanistan 2017-2018

Year of onset	PROVINCE	DISTRICT	Count	First case	Last case
2018	KUNAR	CHAWKAY	1	22-06-18	22-06-18
		GHAZIABAD	2	14-02-18	03-03-18
	HILMAND	NAD-E-ALI	1	01-06-18	01-06-18
	KANDAHAR	SHAHWALIKOT	3	05-01-18	27-04-18
		KHAKREZ	1	25-02-18	25-02-18
		SPINBOLDAK	1	06-01-18	06-01-18
NANGARHAR	KAMA	1	01-01-18	01-01-18	
2018 Total			10	01-01-18	22-06-18
2017	KANDAHAR	SPINBOLDAK	1	28-12-17	28-12-17
		SHAHWALIKOT	5	19-06-17	03-12-17
		KANDAHAR	1	13-01-17	13-01-17
	NANGARHAR	MUHMAND DARA	1	05-11-17	05-11-17
		BATIKOT	2	15-09-17	11-10-17
	ZABUL	ARGHANDAB (Z)	1	10-07-17	10-07-17
	HILMAND	NAWZAD	1	16-04-17	16-04-17
		NAHR-E-SARAJ	1	21-01-17	21-01-17
KUNDUZ	DASHT-E-ARCHI	1	21-02-17	21-02-17	
2017 Total			14	13-01-17	28-12-17

Table 10: Wild Polio cases by district and date of onset of paralysis, Pakistan 2017-2018

Year of onset	PROVINCE	DISTRICT	Count	First case	Last case
2018	BALOCHISTAN	DUKKI	3	08-03-18	18-05-18
2018 Total			3	08-03-18	18-05-18
2017	BALOCHISTAN	ZHOB	1	15-11-17	15-11-17
		KABDULAH	2	11-06-17	13-11-17
	SINDH	KHIGADAP	1	09-11-17	09-11-17
		KHIGIQBAL	1	11-08-17	11-08-17
	KHYBER PAKHTOON	LAKKIMRWT	1	21-08-17	21-08-17
	GILGIT BALTISTAN	DIAMER	1	13-02-17	13-02-17
PUNJAB	LODHRAN	1	28-01-17	28-01-17	
2017 Total			8	28-01-17	15-11-17

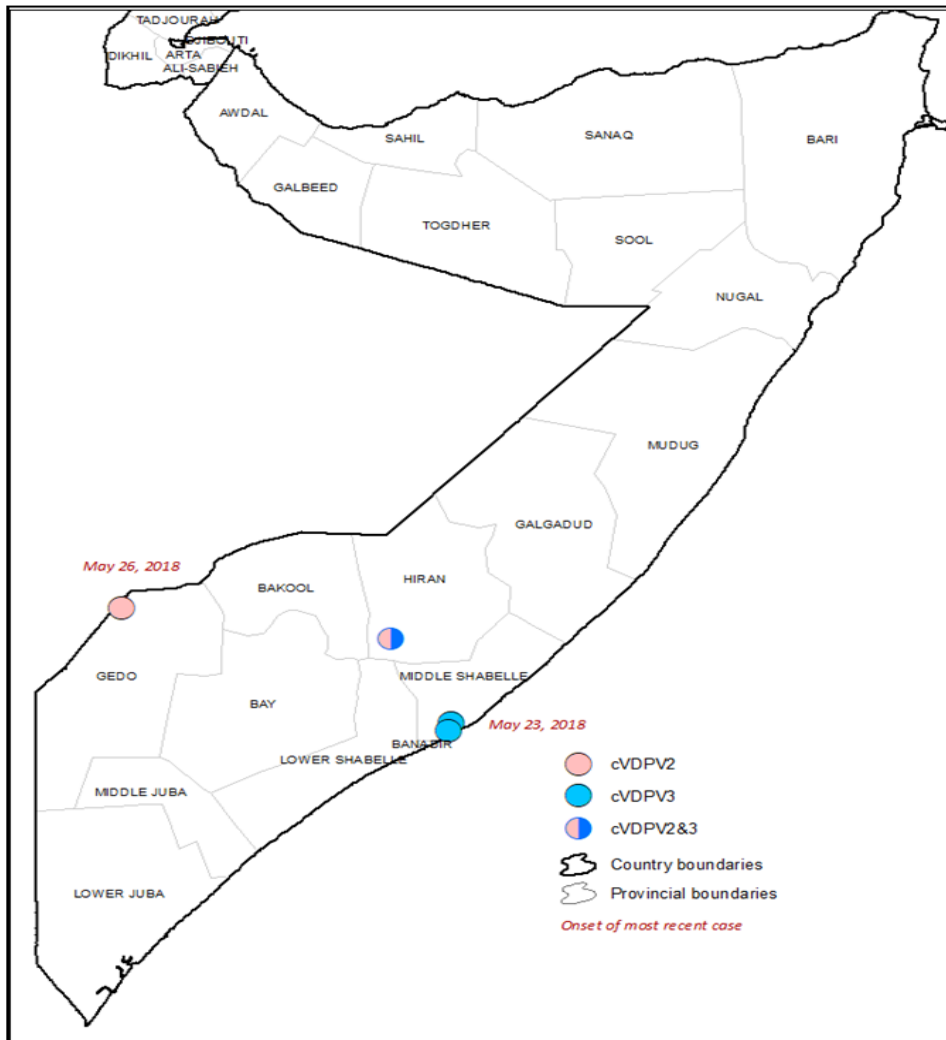


Table 11: Circulating VDPV cases and date of onset of paralysis in EMR countries by districts 2017-2018

Year	COUNTRY	PROVINCE	DISTRICT	cVDPV2			cVDPV3		
				Count	First Case	Last Case	Count	First Case	Last Case
2017	SYR	HOMS	TADMOUR	1	10-Jul-17	10-Jul-17			
		DEIR_AL_ZOUR	DEIR ALZOUR	1	30-Jun-17	30-Jun-17			
		DEIR_AL_ZOUR	BOKAMAL	13	25-Jun-17	21-Sep-17			
		DEIR_AL_ZOUR	MAYADEEN	58	5-Mar-17	9-Sep-17			
		RAQUA	THAWRA	1	16-Jun-17	16-Jun-17			
		RAQUA	TALABYAD	1	25-Apr-17	25-Apr-17			
SYR Total				75	5-Mar-17	21-Sep-17			
2017 Total				75	5-Mar-17	21-Sep-17			
2018	SOM	HIRAN	BULO BURTI	1	11-May-18	11-May-18	1	11-May-18	11-May-18
		GEDO	DOLO	1	26-May-18	26-May-18			
		MIDDLE SHABELLE	WARSHEIKH				2	16-May-18	23-May-18
		SOM Total			2	11-May-18	26-May-18	3	11-May-18
2018 Total				2	11-May-18	26-May-18	3	11-May-18	23-May-18

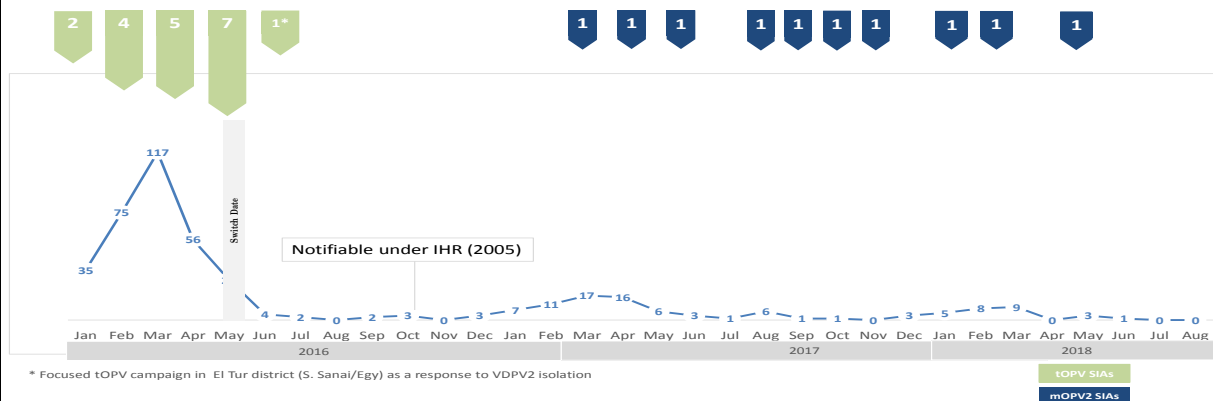
Somalia in 2018 so far has a total of 4 cVDPV cases (1 cVDPV2, 2 cVDPV3 & 1 coinfection cVDPV2/cVDPV3)

Figure 6: Somalia cVDPV cases by type and district 01/01/2018 - 05/08/2018

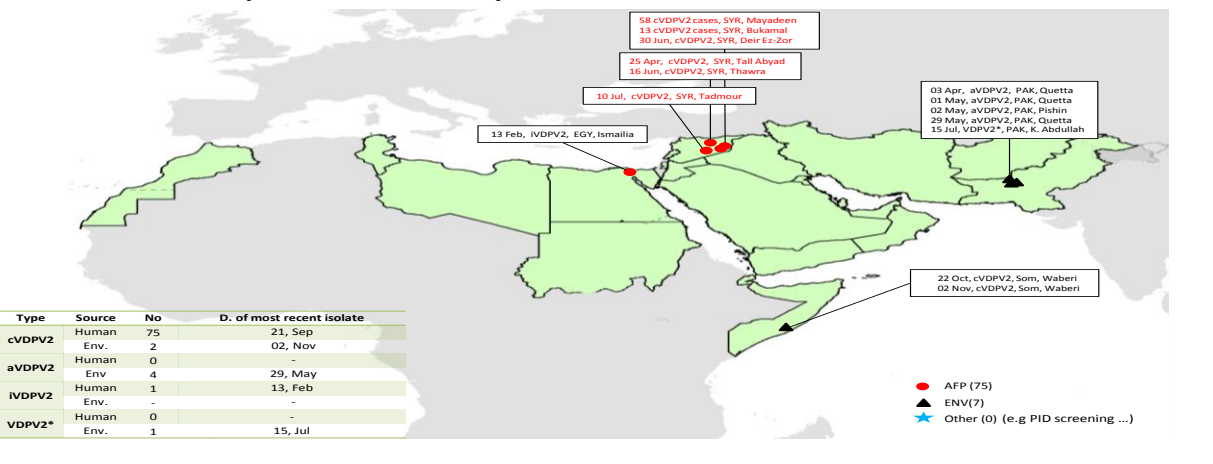




Sabin Like Type-2 Poliovirus Isolates (H & E) EMR, 2016-17-18



VDPV2 isolates, EMR countries, 2017



VDPV2 isolates, EMR countries, 2018

