

Highlights of this Polio Fax Bulletin No. 1034 for Week 30 2018

I. Poliovirus Transmission

1. Endemic countries (PAKISTAN & AFGHANISTAN):
 - a. No new wild poliovirus isolates reported this week from human or environmental samples.
 - b. In 2018, so far, the number of WPV1 cases is 13 (Afghanistan – 10 and Pakistan – 3). The most recent wild poliovirus type 1 case reported is from Afghanistan, from Chawkay district, Kunar province, with date of onset on 22 June 2018.
 - c. The total positive environmental samples from Afghanistan are 28 to date with most recent positive sample collected on 5 July 2018 while for Pakistan 46 with most recent positive sample collected on 10 July 2018.

II. Outbreak response countries

1. SOMALIA:
 - No new cVDPV case. The total number of cVDPV cases remains 4 (two cVDPV3, one cVDPV2 and one had both cVDPV2 and cVDPV3). The dates of onset of most recent cVDPV2 is on 26 May and cVDPV3 is on 23 May 2018
 - No new cVDPV2 environmental isolate. The date of collection of most recent positive environmental sample was on 17 May 2018.
 - No new cVDPV3 environmental isolate. The date of collection of most recent positive environmental sample for cVDPV3 in Somalia was on 19 April 2018.
2. SYRIA: No new cVDPV2 isolate for more than nine months. The most recent cVDPV2 case in Syria had onset of paralysis on 21 September 2017. No cVDPV2 isolated from environmental samples in Syria

- III. A new VDPV type 1 is reported this week from Iran. It is detected from specimen of a 17-month old child having date of onset on 7 April 2018. Final classification is pending additional investigation results.

IV. Surveillance performance indicators

1. Eighteen of 22 member states are meeting the global target of the two key surveillance indicators, namely non polio AFP rate of 2 per 100,000 children aged below 15 years and percent AFP cases with adequate specimen 80% and above.
 - i. Djibouti and Morocco are missing both indicators. Djibouti, did not report any AFP case since April 2017 and Morocco has a non-polio AFP rate of 1.9 and percentage of AFP cases with adequate stool specimens of 75.5.
 - ii. Oman and Tunisia have below 80% AFP cases with adequate specimen (71.4 and 74.4 percent respectively).
2. Yemen has the highest number of 2017 AFP cases (98), which are not yet finally classified. Two other countries having pending case(s) of 2017 include Somalia (1) and Djibouti (4).



World Health Organization – Regional Office for Eastern Mediterranean

AFP SURVEILLANCE

Week 30, ending 29 July 2018

30-Jul-18

Number 1034

Table 1: Acute Flaccid Paralysis (AFP) cases by week of onset

Country	Reported AFP cases by week of onset - Week (30/18) / Ending on : 29/07/2018														
	Total AFP 2016	Total AFP 2017	Total AFP to date, 2018	W19 13 May 18	W20 20 May 18	W21 27 May 18	W22 03 Jun 18	W23 10 Jun 18	W24 17 Jun 18	W25 24 Jun 18	W26 01 Jul 18	W27 08 Jul 18	W28 15 Jul 18	W29 22 Jul 18	W30 29 Jul 18
Afghanistan	2905	3094	1912	66	60	56	62	56	33	56	56	72	67	51	7
Bahrain	14	18	19	0	1	1	0	0	0	0	0	0	0	0	0
Djibouti	3	4	0												
Egypt	1092	1242	743	24	22	21	28	13	16	31	20	21	18	18	
Iran	776	820	471	17	27	28	19	13	14	5	14	6	7	1	
Iraq	605	699	555	16	19	20	25	14	7	11	16	22	20	9	
Jordan ****	107	116	86	2	4	2	1	1	4	1	3	4	5	1	
Kuwait	50	69	42	2	0	1	1	1	1	2	2	0	0	0	0
Lebanon ****	111	75	54	5	4	3	0	1	2	0	4	2	1	2	
Libya	70	88	67	3	4	3	5	1	2	1	3	4	0	0	
Morocco	84	143	102	4	7	1	6	5	2	1	3	1	1		
Oman	39	40	14	0	0	1	0	0	0	0	1	0	0	1	0
Pakistan	7848	10317	6045	251	192	193	200	173	172	170	197	182	92	3	0
Palestine ****	46	43	29	3	1	1	0	2	0	0	1	0	1	2	0
Qatar	9	18	9	1	1	0	0	0	0	0	0	1	0	0	0
Saudi Arabia	273	276	111	4	3	3	4	4	3	0	4	4	0	0	0
Somalia	316	345	193	8	7	4	8	4	4	5	11	8	5	4	0
Sudan	509	570	334	8	7	16	11	5	8	14	12	18	8	11	0
Syria ****	303	362	205	5	4	3	5	5	9	7	6	11	2	2	
Tunisia	90	67	43	2	1	3	0	1	0	1	2	1	0	0	
U.A.E	42	58	25	1	1	1	1	0	1	0	1	0	1	0	
Yemen	715	713	361	10	8	7	7	1	3	2					
Total EMR	16007	19177	11420	432	373	368	383	300	281	307	356	357	228	105	7

□ No data = No report received

Table 2: Confirmed polio cases by month of onset

Country	Total year 2016	Total year 2017	29/07		Confirmed polio cases by month of onset											
			2017	2018	August 2017	September 2017	October 2017	November 2017	December 2017	January 2018	February 2018	March 2018	April 2018	May 2018	June 2018	July 2018
Afghanistan	13	14	6	10	0	1	3	2	2	3	3	1	1	0	2	
Bahrain	0	0	0	0	0	0	0	0	0	0	0	0	0	0	0	
Djibouti	0	0	0	0												
Egypt	0	0	0	0	0	0	0	0	0	0		0	0	0		
Iran	0	0	0	0	0	0	0	0	0	0	0	0	0	0		
Iraq	0	0	0	0	0	0	0	0	0		0	0	0	0		
Jordan ****	0	0	0	0	0	0	0	0	0	0	0	0	0	0	0	
Kuwait	0	0	0	0	0	0	0	0	0	0	0	0	0	0	0	
Lebanon ****	0	0	0	0	0	0	0	0	0	0	0	0	0	0		
Libya	0	0	0	0	0	0	0	0	0	0	0	0	0		0	
Morocco	0	0	0	0	0	0	0	0	0	0	0	0	0			
Oman	0	0	0	0	0	0	0	0	0	0	0	0	0	0	0	
Pakistan	20	8	3	3	2	0	0	3	0	0	0	1	1	1		
Palestine ****	0	0	0	0	0	0	0	0	0	0	0	0	0	0	0	
Qatar	0	0	0	0	0	0	0	0	0	0	0	0	0	0	0	
Saudi Arabia	0	0	0	0	0	0	0	0	0	0						
Somalia	0	0	0	0	0	0	0	0	0	0	0	0			0	
Sudan	0	0	0	0	0	0	0	0	0	0	0	0	0	0	0	
Syria ****	0	0	0	0	0	0	0	0	0	0	0	0		0		
Tunisia	0	0	0	0	0	0	0	0	0	0	0	0	0	0		
U.A.E	0	0	0	0	0	0	0	0	0	0	0	0	0		0	
Yemen	0	0	0	0	0	0	0	0	0							
Total EMR	33	22	9	13	2	1	3	5	2	3	3	2	2	1	2	0

**** UNRWA cases are included with those of country of residence



Table 3: Investigation of AFP cases with paralysis onset in 2017 & 2018 up to Week (30/18) / Ending on : 29/07/2018

COUNTRY	2017											2018											Latest line List Date		
	AFP									Specimen	Wild cases ****		AFP									Specimen		Wild cases ****	
	Total AFP cases onset 2017	Case classification					Non polio AFP rate **	AFP cases pending classification > 90 days from onset of paralysis	AFP cases pending classification and lab > 90 days from onset of paralysis		% with *** adequate specimens	Wild P1 Poliovirus	Wild P3 Poliovirus	Total AFP cases onset 2018	Case classification					Annualized Non polio AFP rate **	AFP cases pending classification > 90 days from onset of paralysis			AFP cases pending classification and lab > 90 days from onset of paralysis	% with *** adequate specimens
		Total Confirmed Polio Cases *	Polio Compatible	Pending Classification	Discarded (non polio AFP)	VDPV				Total Confirmed Polio Cases *					Polio Compatible	Pending Classification	Discarded (non polio AFP)	VDPV							
Afghanistan	3094	14	0	0	3080	1	15.2	0	0	93.5	14	0	1912	10	0	187	1715	0	16.3	9	0	95.2	10	0	29-07-2018
Bahrain	18	0	0	0	18	0	6.2	0	0	100.0	0	0	19	0	0	7	12	0	11.4	5	0	94.7	0	0	29-07-2018
Djibouti	4	0	0	4	0	0	1.3	4	4	100.0	0	0	0	0	0	0	0	0	0.0	0	0		0	0	10-04-2017
Egypt	1242	0	0	0	1240	2	3.3	0	0	94.4	0	0	743	0	0	87	656	0	3.4	0	0	90.8	0	0	26-07-2018
Iran	820	0	0	0	820	0	4.3	0	0	96.7	0	0	471	0	0	13	457	1	4.2	0	0	96.8	0	0	28-07-2018
Iraq	699	0	0	0	699	0	4.7	0	0	86.7	0	0	555	0	0	93	462	0	6.3	22	1	89.2	0	0	28-07-2018
Jordan	116	0	0	0	116	0	4.2	0	0	100.0	0	0	86	0	0	9	77	0	5.3	1	0	100.0	0	0	26-07-2018
Kuwait	69	0	0	0	69	0	7.5	0	0	92.8	0	0	42	0	0	3	39	0	7.9	0	0	88.1	0	0	29-07-2018
Lebanon	75	0	0	0	75	0	4.0	0	0	80.0	0	0	54	0	0	8	46	0	5.1	0	0	98.1	0	0	27-07-2018
Libya	88	0	0	0	88	0	4.3	0	0	96.6	0	0	67	0	0	5	62	0	4.6	0	0	95.5	0	0	28-07-2018
Morocco	143	0	0	0	143	0	1.3	0	0	67.1	0	0	102	0	0	33	69	0	1.9	7	0	75.5	0	0	14-07-2018
Oman	40	0	0	0	40	0	4.5	0	0	90.0	0	0	14	0	0	1	13	0	2.8	0	0	71.4	0	0	29-07-2018
Pakistan	10317	8	2	0	10307	0	13.2	0	0	85.6	8	0	6045	3	0	422	5620	0	13.5	77	0	88.9	3	0	29-07-2018
Palestine	43	0	0	0	43	0	2.3	0	0	97.7	0	0	29	0	0	8	21	0	2.7	0	0	93.1	0	0	29-07-2018
Qatar	18	0	0	0	18	0	6.1	0	0	100.0	0	0	9	0	0	5	4	0	4.4	2	0	100.0	0	0	29-07-2017
Saudi Arabia	276	0	0	0	276	0	3.5	0	0	98.9	0	0	111	0	0	62	49	0	2.4	30	29	94.6	0	0	29-07-2018
Somalia	345	0	0	1	344	0	6.0	1	1	99.1	0	0	193	0	0	28	163	4	5.3	1	1	98.4	0	0	29-07-2018
Sudan	570	0	0	0	570	0	3.2	0	0	96.3	0	0	334	0	0	19	315	0	3.2	0	0	97.9	0	0	29-07-2018
Syria	362	0	1	0	287	74	4.7	0	0	80.9	0	0	205	0	0	18	187	0	4.6	3	0	86.8	0	0	28-07-2018
Tunisia	67	0	0	0	67	0	2.5	0	0	74.6	0	0	43	0	0	4	39	0	2.8	0	0	74.4	0	0	27-07-2018
U.A.E	58	0	0	0	58	0	5.7	0	0	98.3	0	0	25	0	0	4	21	0	3.5	0	0	100.0	0	0	26-07-2018
Yemen	713	0	0	98	615	0	5.2	98	81	90.2	0	0	361	0	0	344	17	0	4.5	298	284	94.5	0	0	30-06-2018
EMR	19177	22	3	103	18973	77	7.7	103	86	88.9	22	0	11420	13	0	1360	10044	5	7.9	455	315	91.1	13	0	
2016	16008	33	5	1	15961	8	6.4	0	0	89.6	33	0													

* Confirmed polio cases refer to wild isolation from AFP cases or from contacts of negative index AFP cases

** Non-polio AFP per 100,000 children <15 years

*** Adequate here refers to two stool specimens collected at least 24 hours apart, within 14 days of paralysis onset

**** AFP cases co infected with P1 and P3 are counted separately as wild isolates



World Health Organization – Regional Office for Eastern Mediterranean
AFP SURVEILLANCE
Week 30, ending 29 July 2018

30-Jul-18
Number 1034

Table 4 (a): Lab results of contacts' samples in EMR, 2017 - 2018

COUNTRY	# OF CONTACTS	2017					# OF CONTACTS	2018				
		WILD	VDPV	SL	NPEV	PENDING		WILD	VDPV	SL	NPEV	PENDING
AFG	1424	1	0	88	347	0	530	0	0	29	109	25
BAH	2	0	0	0	0	0	2	0	0	0	0	0
DJI	0	0	0	0	0	0	0	0	0	0	0	0
EGY	450	0	0	9	63	18	272	0	0	10	27	26
IRN	143	0	0	5	1	0	86	0	0	2	2	0
IRQ	698	0	0	18	101	16	491	0	0	17	59	39
JOR	2	0	0	0	0	0	0	0	0	0	0	0
KUW	8	0	0	0	0	2	0	0	0	0	0	0
LEB	92	0	0	2	3	21	178	0	0	1	3	66
LIB	4	0	0	0	0	1	0	0	0	0	0	0
MOR	87	0	0	0	7	0	41	0	0	0	4	8
OMA	115	0	0	1	24	1	43	0	0	1	10	0
PAK	3758	2	0	234	897	0	2104	1	0	93	284	73
PAL	0	0	0	0	0	0	0	0	0	0	0	0
QAT	0	0	0	0	0	0	0	0	0	0	0	0
SAA	0	0	0	0	0	0	5	0	0	0	0	5
SOM	1035	0	0	37	113	4	578	0	5	27	37	120
SUD	385	0	0	6	32	46	202	0	0	1	15	72
SYR	570	0	63	3	11	0	371	0	0	3	2	14
TUN	26	0	0	0	0	0	12	0	0	0	0	0
UAE	2	0	0	0	0	0	0	0	0	0	0	0
YEM	1737	0	0	43	114	667	720	0	0	0	0	720
EMR	10538	3	63	446	1713	776	5635	1	5	184	552	1168

Table 4 (B): Most recent wild contacts in EMRO, 2017 - 2018

Year	Country	Data	
		Count of wild contacts	Date of Most Recent stool collection
2018	Pakistan	1	08-05-18
2018 Total		1	08-05-18
2017	Pakistan	2	04-12-17
	Afghanistan	1	21-05-17
2017 Total		3	04-12-17

Table 4 (C): Number and distribution by district of -ve index AFP cases identified as wild positive by contact in EMR, 2017-2018

YEAR	COUNTRY	PROVINCE	DISTRICT	COUNT	First case	Last case
2018	PAK	BALUCHISTAN	DUKKI	1	15-04-18	15-04-18
	PAK Total			1	15-04-18	15-04-18
2017	AFG	HILMAND	NAWZAD	1	16-04-17	16-04-17
	AFG Total			1	16-04-17	16-04-17



Table 5: Laboratory investigation of AFP cases with paralysis onset in 2018 up to Week (30/18) / Ending on : (29/07/2018)

Country	Polio laboratories Sequencing performed by EGY, PAK, TUN, CDC and RIVM laboratories	AFP cases with specimens	Preliminary virus isolation results of AFP cases						Poliovirus intratypic differentiation results #										Indicators				Latest report Date			
			Referred for ITD				Pending		Type 1			Type 2			Type 3			% specimens positive for NPEV*	% AFP cases with culture results within 14 days	% AFP cases with ITD results within 7 days	% AFP cases with ITD results within 45 days of onset**					
			L20B+	L20B+&NPEV	NPEV only	Negative	received < / = 14 days	received > 14 days ago	Wild	Sabin	VDPV	Wild	Sabin	VDPV	Wild	Sabin	VDPV					Discordant pending sequence		NPEV by PCR	Non-EV	Pending ITD
Afghanistan	RRL Pakistan	1860	128	15	289	1311	117		10	98						91							15%			
Bahrain	PNL Oman	19			1	18																5%	100%		42%	30/07/2018
Djibouti	NPL Kenya																									10/04/2017
Egypt***	RRL Egypt	706	22	6	80	561	21	16		10						15		5		1		10%	97%	100%	99%	26/07/2018
Iran	NPL Iran	487	11		8	445	19	4		7	1					4						1%	100%	100%	99%	29/07/2018
Iraq	RRL Egypt	555	13		61	432	36	13		8						6						12%	100%	100%	73%	26/07/2018
Jordan	RRL EGYPT	83	3		5	73	2			1						2						9%	100%	100%	100%	29/07/2018
Kuwait	RRL Kuwait	42	1		4	36		1												1		7%	95%		98%	29/07/2018
Lebanon	NPL Jordan	57	2		3	49	3			1						1						8%	100%	100%	50%	29/07/2018
Libya	RRL Tunisia	66	1		4	57	2	2								1						6%	100%	100%	97%	19/07/2018
Morocco	NPL Morocco	94			2	86	3	3														4%	94%		93%	20/07/2018
Oman	NPL Oman	14			2	11	1															21%	92%		100%	30/07/2018
Pakistan	RRL Pakistan	6044	264	17	1016	4474	270	4	2	174						197		3				15%	86%	99%	97%	28/07/2018
Palestine & UNRWA		29			3	22	3	1														12%	68%		100%	29/07/2018
Qatar	NPL Oman	9			1	8																11%	88%		100%	30/07/2018
Saudi Arabia	NPL Oman	116	2		1	110	1	5														1%	98%			25/07/2018
Somalia	NPL Kenya	193	12		14	139	8	20		7		3	2 #		6	3 #						8%	16%		100%	29/07/2018
Sudan	RRL Egypt	336	4		28	288	16			3					1		1					11%	98%	100%	80%	29/05/2018
Syria	RRL Egypt	203	3		5	187	4	4		1					1							2%	100%	100%	67%	26/07/2018
Tunisia	RRL Tunisia	50			1	47		2														1%	98%		98%	19/07/2018
U.A.E	NPL Oman	27			3	22	2															10%	84%		88%	30/07/2018
Yemen	NPL Kenya																									05/07/2018
Total EMR 2018		10990	466	38	1531	8376	508	75	12	310	1		3	2 #	325	3 #		9		2		12%	88%	99%	97%	
Total EMR 2017		18238	942	103	3557	13614		21	21	598			10	34*	705	1	21	25	4			16%	98%	99%	96%	

* Specimens from all sources including non-AFP cases, excluding environmental samples

** This indicator reflects surveillance and laboratory activities

* In 2017, 41 cVDPV2 were isolated from Syria by other Global Polio Laboratories Network (GPLN)
Syria reported a total of 74 cVDPV2 cases in 2017 out of which 8 were identified by positive contacts

Somalia in 2018 so far has a total of 4 cVDPV cases (1 cVDPV2, 2 cVDPV3 & 1 coinfection cVDPV2/cVDPV3)



Table 6: Environmental isolate by year and type

Country	Status	2015	2016	2017	2018
AFG	NEGATIVE	129	183	274	141
	PENDING				7
	WILD	20	2	42	28
AFG Total		149	185	316	176
EGY	NEGATIVE	495	528	522	289
	PENDING				17
	VDPV2	3	1		
EGY Total		498	529	522	306
IRN	NEGATIVE			6	22
IRN Total				6	22
JOR	NEGATIVE		2	32	11
	PENDING				10
JOR Total			2	32	21
LEB	NEGATIVE		4	27	8
	PENDING				14
LEB Total			4	27	22
PAK	NEGATIVE	347	462	523	300
	PENDING				29
	WILD	79	59	105	46
	WILD & VDPV2	5	3	1	
	VDPV2	8	5	4	
PAK Total		439	529	633	375
SOM	NEGATIVE			34	90
	PENDING				9
	VDPV2			2	10
	VDPV3				7
SOM Total			36	116	
SYR	NEGATIVE			4	35
	PENDING				7
SYR Total			4	42	
Grand Total		1086	1249	1576	1080

Table 7: Environmental Wild/VDPV isolate by site

Country	COUNTRY	Status	PROVINCE	DISTRICT	Count	First date	Last date	
2017	AFG	WILD	HILMAND	LASHKARGAH	8	26-Apr	26-Dec	
				NAHR-E-SARAJ	1	25-Sep	25-Sep	
			KABUL	KABUL	1	25-Oct	25-Oct	
				KANDAHAR	18	26-Jan	27-Dec	
			KUNAR	1	25-Dec	25-Dec		
			NANGARHAR	3	24-Sep	26-Dec		
	JALALABAD	10	24-Jan	26-Dec				
	AFG Total				42	24-Jan	27-Dec	
	PAK	WILD	BALOCHISTAN	KABDULLAH	12	1-Jan	15-Oct	
				LORALAI	3	17-Sep	17-Nov	
				PISHIN	5	2-Jan	2-Oct	
				QUETTA	12	1-Jan	20-Dec	
				ZHOB	1	18-Dec	18-Dec	
				CDA	5	10-Feb	10-Jul	
				KHYBER PAKHTUNKHWA	PESHAWAR	8	10-Jan	11-Dec
				PUNJAB	LAHORE	1	18-Dec	18-Dec
				MULTAN	1	9-Jan	9-Jan	
				RAWALPINDI	8	10-Jan	10-Oct	
				SINDH	JACOBABAD	4	11-Aug	13-Dec
				KAMBAR	1	15-Aug	15-Aug	
				KHIBALDIA	2	8-Aug	3-Nov	
				KHIGADAP	21	9-Jan	12-Dec	
				KHIGIOBAL	6	3-Feb	10-Oct	
KHIKORANGI				1	16-Oct	16-Oct		
KHILANDHI				7	16-Mar	14-Dec		
KHISITE	5	7-Aug	4-Dec					
SUKKUR	2	11-Apr	19-Sep					
WILD & VDPV2	BALOCHISTAN	KABDULLAH	1	15-Jul	15-Jul			
		PISHIN	1	2-May	2-May			
		QUETTA	3	3-Apr	29-May			
PAK Total				110	1-Jan	20-Dec		
SOM	VDPV2	BANADIR	WABERI	2	22-Oct	2-Nov		
SOM Total				2	22-Oct	2-Nov		
2017 Total				154	1-Jan	27-Dec		
2018	AFG	WILD	HILMAND	LASHKARGAH	1	8-Jan	8-Jan	
				KABUL	3	26-Feb	26-Jun	
			KANDAHAR	11	8-Jan	5-Jul		
			KUNAR	1	24-Apr	24-Apr		
			NANGARHAR	2	28-Jan	25-Feb		
			JALALABAD	10	27-Jan	26-Jun		
	AFG Total				28	8-Jan	5-Jul	
	PAK	WILD	BALOCHISTAN	KABDULLAH	1	1-Jan	1-Jan	
				LORALAI	1	17-Mar	17-Mar	
				QUETTA	4	13-Feb	28-May	
				CDA	3	10-Jan	10-Jul	
				KHYBER PAKHTUNKHWA	BANNU	1	31-Mar	31-Mar
				KOHAT	3	5-Jan	27-Jun	
				PESHAWAR	9	10-Jan	10-Jul	
				PUNJAB	DERA GHAZI KHAN	1	12-Feb	12-Feb
				LAHORE	1	11-Jun	11-Jun	
				RAWALPINDI	5	10-Jan	10-Jul	
				SINDH	HYDERABAD	1	9-Feb	9-Feb
				JACOBABAD	2	12-Feb	7-Mar	
				KAMBAR	2	7-Apr	7-May	
				KHIGADAP	6	15-Feb	8-Jun	
				KHILANDHI	2	10-Jan	20-Apr	
				KHISITE	1	1-Jan	1-Jan	
SUKKUR				1	8-Feb	8-Feb		
KHILIAQAT	1	7-Mar	7-Mar					
BAJOUR	1	19-May	19-May					
PAK Total				46	1-Jan	10-Jul		
SOM	VDPV2	BANADIR	HAMAR WEYN	6	4-Jan	17-May		
			HODAN	1	22-Feb	22-Feb		
			WABERI	3	1-Mar	17-May		
			HAMAR WEYN	5	8-Mar	5-Apr		
			WABERI	2	8-Mar	19-Apr		
VDPV3	BANADIR	WABERI	1	4-Jan	17-May			
SOM Total				17	4-Jan	17-May		
2018 Total				91	1-Jan	10-Jul		



Figure 1: Non Polio AFP Rate and Wild Virus in EMR 01/01/2018 - 29/07/2018

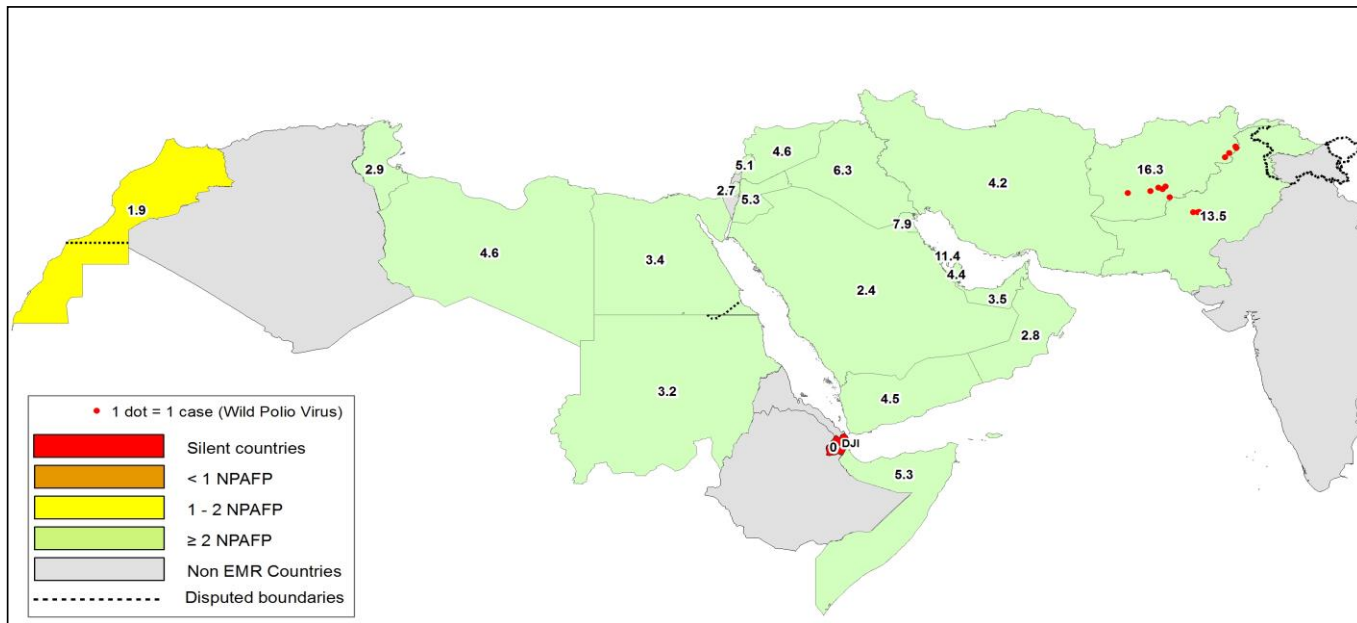


Figure 2: Percent of AFP cases with Adequate Samples & Compatible Cases in EMR 01/01/2018 - 29/07/2018

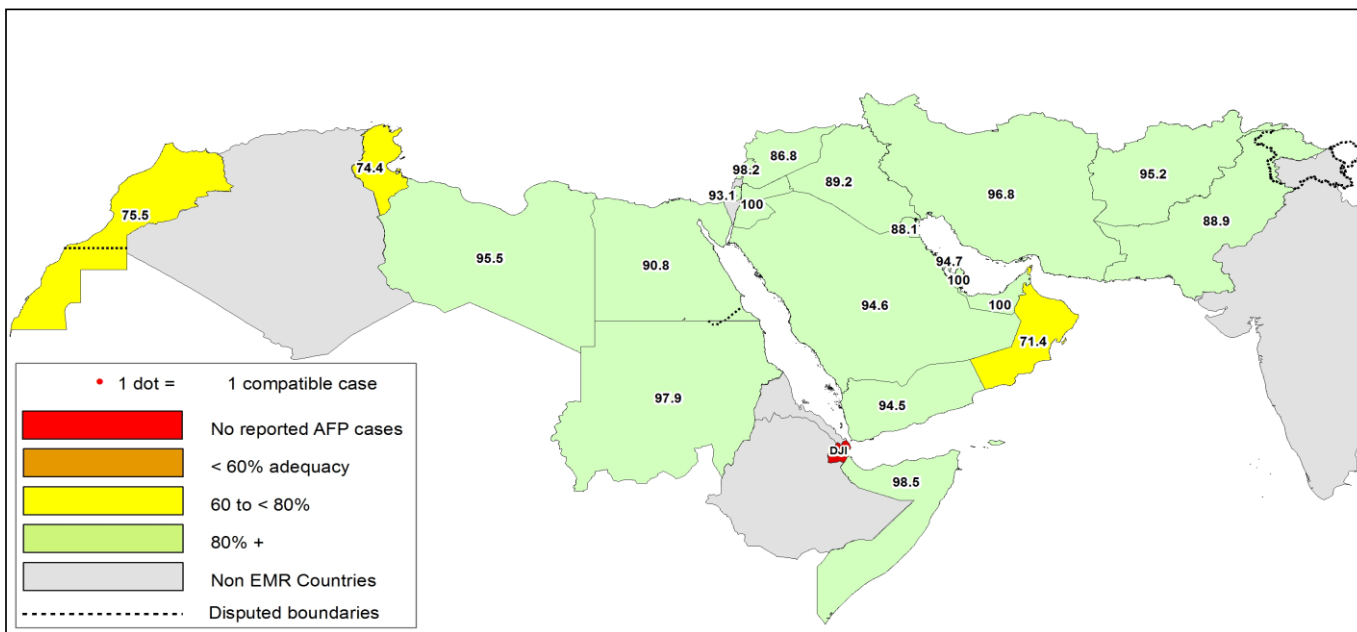


Table 8: Wild polio cases by country and date of onset of paralysis in EMR, 2017 - 2018

Year	COUNTRY	P1		
		Count	First Case	Last Case
2018	AFG	10	01-01-18	22-06-18
	PAK	3	08-03-18	18-05-18
2018 Total		13	01-01-18	22-06-18
2017	AFG	14	13-01-17	28-12-17
	PAK	8	28-01-17	15-11-17
2017 Total		22	13-01-17	28-12-17

Last reported wild Polio P3 from Pakistan with date of onset 18/04/2012



Figure 3: Non Polio AFP rate by Province in Afghanistan & by District in Pakistan 01/01/2018 - 29/07/2018

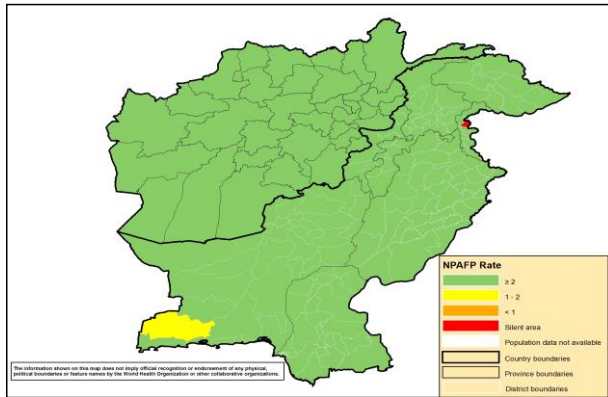


Figure 4: Percent of AFP cases with Adequate Samples in Afghanistan by Province & Pakistan by District 01/01/2018 - 29/07/2018

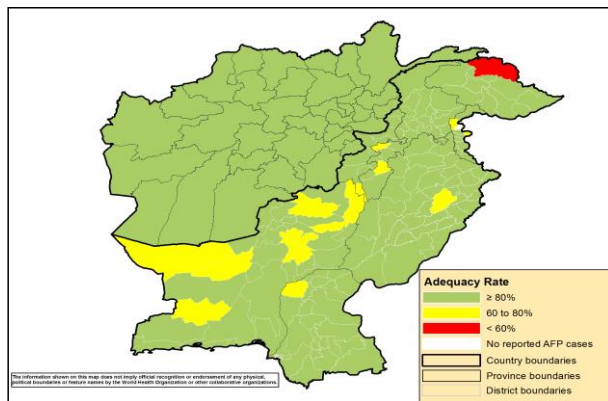
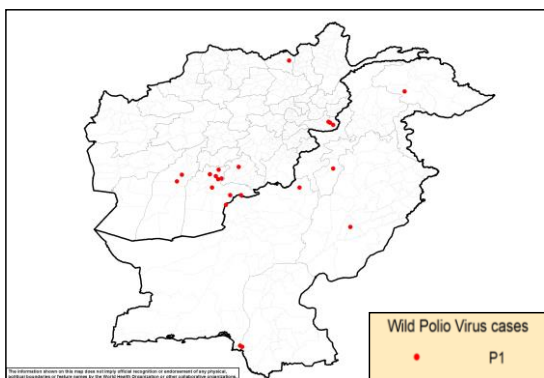
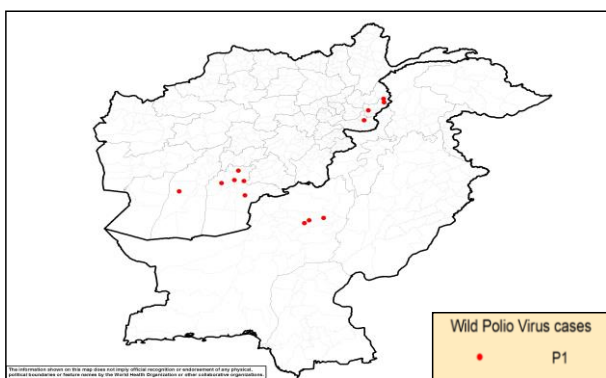


Figure 5: Wild Virus Cases by Type & District in Afghanistan & Pakistan

5a: 01/01/2017 - 31/12/2017



5b: 01/01/2018 - 29/07/2018





World Health Organization – Regional Office for Eastern Mediterranean
AFP SURVEILLANCE
Week 30, ending 29 July 2018

30-Jul-18
Number 1034

Table 9: Wild Polio cases by district and date of onset of paralysis, Afghanistan 2017-2018

Year of onset	PROVINCE	DISTRICT	Count	First case	Last case
2018	KUNAR	CHAWKAY	1	22-06-18	22-06-18
		GHAZIABAD	2	14-02-18	03-03-18
	HILMAND	NAD-E-ALI	1	01-06-18	01-06-18
	KANDAHAR	SHAHWALIKOT	3	05-01-18	27-04-18
		KHAKREZ	1	25-02-18	25-02-18
		SPINBOLDAK	1	06-01-18	06-01-18
NANGARHAR	KAMA	1	01-01-18	01-01-18	
2018 Total			10	01-01-18	22-06-18
2017	KANDAHAR	SPINBOLDAK	1	28-12-17	28-12-17
		SHAHWALIKOT	5	19-06-17	03-12-17
		KANDAHAR	1	13-01-17	13-01-17
	NANGARHAR	MUHMAND DARA	1	05-11-17	05-11-17
		BATIKOT	2	15-09-17	11-10-17
	ZABUL	ARGHANDAB (Z)	1	10-07-17	10-07-17
	HILMAND	NAWZAD	1	16-04-17	16-04-17
		NAHR-E-SARAJ	1	21-01-17	21-01-17
KUNDUZ	DASHT-E-ARCHI	1	21-02-17	21-02-17	
2017 Total			14	13-01-17	28-12-17

Table 10: Wild Polio cases by district and date of onset of paralysis, Pakistan 2017-2018

Year of onset	PROVINCE	DISTRICT	Count	First case	Last case
2018	BALUCHISTAN	DUKKI	3	08-03-18	18-05-18
2018 Total			3	08-03-18	18-05-18
2017	BALUCHISTAN	ZHOB	1	15-11-17	15-11-17
		KABDULAH	2	11-06-17	13-11-17
	SINDH	KHIGADAP	1	09-11-17	09-11-17
		KHIGIQBAL	1	11-08-17	11-08-17
	KHYBER PAKHTOON	LAKKIMRWT	1	21-08-17	21-08-17
	GILGIT BALTISTAN	DIAMER	1	13-02-17	13-02-17
PUNJAB	LODHRAN	1	28-01-17	28-01-17	
2017 Total			8	28-01-17	15-11-17

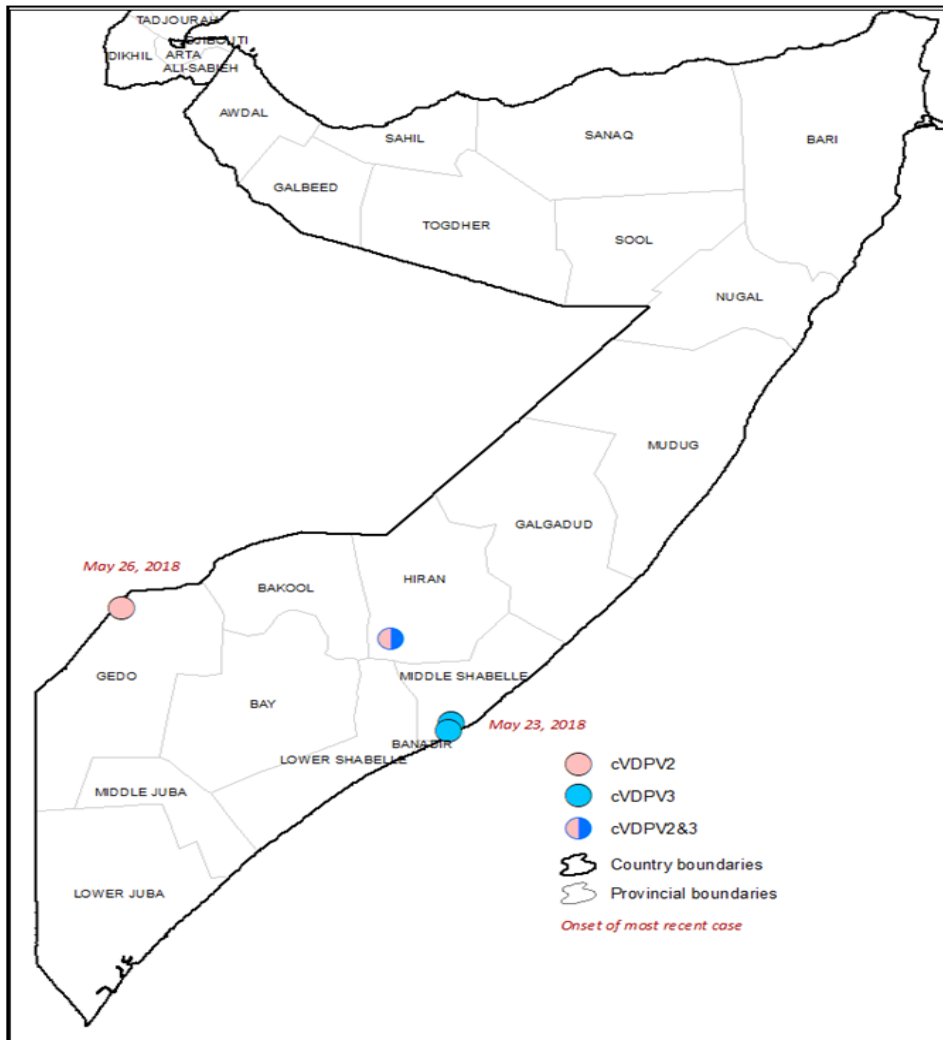


Table 11: Circulating VDPV cases and date of onset of paralysis in EMR countries by districts 2017-2018

Year	COUNTRY	PROVINCE	DISTRICT	cVDPV2			cVDPV3		
				Count	First Case	Last Case	Count	First Case	Last Case
2017	SYR	HOMS	TADMOUR	1	10-Jul-17	10-Jul-17			
		DEIR_AL_ZOUR	DEIR ALZOUR	1	30-Jun-17	30-Jun-17			
		DEIR_AL_ZOUR	BOKAMAL	12	25-Jun-17	21-Sep-17			
		DEIR_AL_ZOUR	MAYADEEN	58	5-Mar-17	9-Sep-17			
		RAQUA	THAWRA	1	16-Jun-17	16-Jun-17			
		RAQUA	TALABYAD	1	25-Apr-17	25-Apr-17			
SYR Total				74	5-Mar-17	21-Sep-17			
2017 Total				74	5-Mar-17	21-Sep-17			
2018	SOM	HIRAN	BULO BURTI	1	11-May-18	11-May-18	1	11-May-18	11-May-18
		GEDO	DOLO	1	26-May-18	26-May-18			
		MIDDLE SHABELLE	WARSHAIKH				2	16-May-18	23-May-18
SOM Total				2	11-May-18	26-May-18	3	11-May-18	23-May-18
2018 Total				2	11-May-18	26-May-18	3	11-May-18	23-May-18

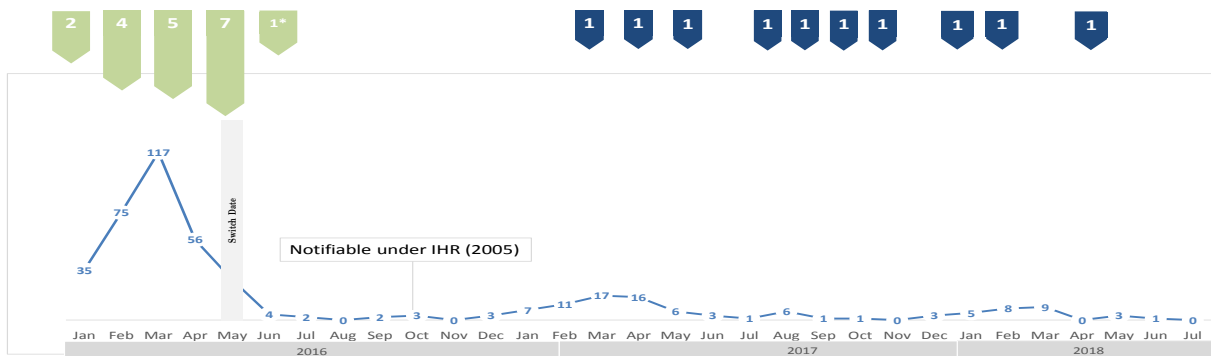
Somalia in 2018 so far has a total of 4 cVDPV cases (1 cVDPV2, 2 cVDPV3 & 1 coinfection cVDPV2/cVDPV3)

Figure 6: Somalia cVDPV cases by type and district 01/01/2018 - 29/07/2018



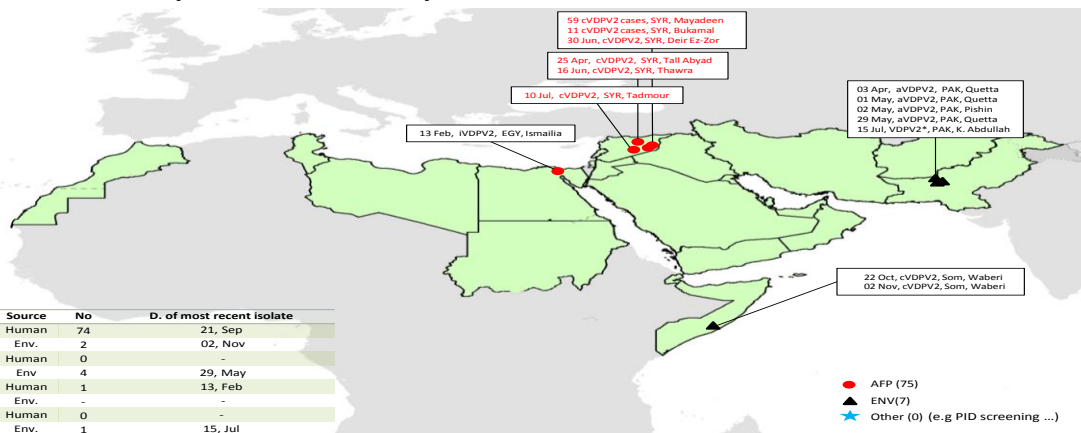


Sabin Like Type-2 Poliovirus Isolates (H & E) EMR, 2016-17-18



* Focused tOPV campaign in El Tur district (S. Sanai/Egy) as a response to VDPV2 isolation

VDPV2 isolates, EMR countries, 2017



VDPV2 isolates, EMR countries, 2018

