

## **Highlights of this Polio Fax Bulletin No. 1032 for Week 28 2018**

### **I. Poliovirus Transmission**

#### **1. Endemic countries (PAKISTAN & AFGHANISTAN):**

- a. No new wild poliovirus cases reported this week.

In 2018, total WPV1 cases are 12 so far (Afghanistan – 9 and Pakistan – 3).

- b. No new environmental samples positive for wild poliovirus were reported this week. The most recent positive samples collected on 25 June 2018 in Afghanistan and 27 June 2018 in Pakistan.

#### **2. Outbreak response countries:**

##### **i. SOMALIA:**

- No new cVDPV case. The total number of cVDPV cases remains 4 (two cVDPV3, one cVDPV2 and one had both cVDPV2 and cVDPV3). The dates of onset of most recent cVDPV2 is on 26 May and cVDPV3 is on 23 May 2018
- No new cVDPV2 isolate. The date of collection of most recent positive environmental sample was on 17 May 2018.
- No new cVDPV3 isolate. The date of collection of most recent positive environmental sample for cVDPV3 in Somalia was on 19 April 2018.

3. SYRIA: No new cVDPV2 isolate for more than nine months. The most recent cVDPV2 case in Syria had onset of paralysis on 21 September 2017

### **II. Surveillance performance indicators**

1. Eighteen of 22 member states are meeting the global target of the two key surveillance indicators, namely non polio AFP rate of 2 per 100,000 children aged below 15 years and percent AFP cases with adequate specimen 80% and above.
  - i. Djibouti is missing both indicators. No AFP case reported since April 2017
  - ii. Morocco, Oman and Tunisia have below 80% AFP cases with adequate specimen (75.5, 75 and 74.4 percent respectively).
2. Yemen has the highest number of 2017 AFP cases (98), which are not yet finally classified. Two other countries having pending case(s) of 2017 include Somalia (1) and Djibouti (4).



## World Health Organization – Regional Office for Eastern Mediterranean

## AFP SURVEILLANCE

Week 28, ending 15 July 2018

16-Jul-18

Number 1032

Table 1: Acute Flaccid Paralysis (AFP) cases by week of onset

Country	Reported AFP cases by week of onset - Week (28/18) / Ending on : 15/07/2018														
	Total AFP 2016	Total AFP 2017	Total AFP to date, 2018	W17 29 Apr 18	W18 06 May 18	W19 13 May 18	W20 20 May 18	W21 27 May 18	W22 03 Jun 18	W23 10 Jun 18	W24 17 Jun 18	W25 24 Jun 18	W26 01 Jul 18	W27 08 Jul 18	W28 15 Jul 18
Afghanistan	2905	3094	1749	52	88	66	60	55	62	55	33	54	54	40	
Bahrain	14	18	19	1	1	0	1	1	0	0	0	0	0	0	
Djibouti	3	4	0												
Egypt	1092	1242	709	20	34	24	22	21	28	13	16	31	20	20	3
Iran	776	820	450	18	23	17	27	28	19	13	13	4	9	0	
Iraq	605	699	490	14	24	16	19	20	25	14	6	10	5		
Jordan ****	107	116	80	5	7	2	4	2	1	1	4	1	3	4	
Kuwait	50	69	42	1	2	2	0	1	1	1	1	2	2	0	0
Lebanon ****	111	75	47	1	1	5	4	3	0	1	1	0	3		
Libya	70	88	66	3	4	3	4	3	5	1	2	1	3	3	
Morocco	84	143	102	3	5	4	7	1	6	5	2	1	3	1	1
Oman	39	40	12	1	2	0	0	1	0	0	0	0	0	0	
Pakistan	7848	10317	5752	197	293	248	191	189	194	164	155	156	169	75	
Palestine ****	46	43	25	2	1	3	1	1	0	2	0	0	0	0	
Qatar	9	18	9	1	0	1	1	0	0	0	0	0	0	1	0
Saudi Arabia	273	276	97	2	7	4	3	2	3	3					
Somalia	316	345	173	8	5	8	7	4	8	4	4	5	8	0	
Sudan	509	570	303	9	11	8	7	16	11	5	8	14	10	8	
Syria ****	303	362	195	3	4	5	5	3	5	5	9	7	5	7	
Tunisia	90	67	39	2	2	2	1	3	0	1	0	0	0	0	
U.A.E	42	58	23	1	1	1	1	1	1	0	1	0	0	0	
Yemen	715	713	361	17	8	10	8	7	7	1	3	2			
<b>Total EMR</b>	<b>16007</b>	<b>19177</b>	<b>10743</b>	<b>361</b>	<b>523</b>	<b>429</b>	<b>373</b>	<b>362</b>	<b>376</b>	<b>289</b>	<b>258</b>	<b>288</b>	<b>294</b>	<b>159</b>	<b>4</b>

□ No data = No report received

Table 2: Confirmed polio cases by month of onset

Country	Total year 2016	Total year 2017	15/07		Confirmed polio cases by month of onset											
			2017	2018	August 2017	September 2017	October 2017	November 2017	December 2017	January 2018	February 2018	March 2018	April 2018	May 2018	June 2018	July 2018
Afghanistan	13	14	6	9	0	1	3	2	2	3	3	1	1		1	
Bahrain	0	0	0	0	0	0	0	0	0	0	0	0	0		0	
Djibouti	0	0	0	0												
Egypt	0	0	0	0	0	0	0	0	0	0	0	0	0			
Iran	0	0	0	0	0	0	0	0	0	0	0	0	0			
Iraq	0	0	0	0	0	0	0	0	0	0	0	0	0			
Jordan ****	0	0	0	0	0	0	0	0	0	0	0	0	0			
Kuwait	0	0	0	0	0	0	0	0	0	0	0	0	0	0		
Lebanon ****	0	0	0	0	0	0	0	0	0	0	0	0	0	0		
Libya	0	0	0	0	0	0	0	0	0	0	0	0	0			
Morocco	0	0	0	0	0	0	0	0	0	0	0	0	0			
Oman	0	0	0	0	0	0	0	0	0	0	0	0	0	0	0	
Pakistan	20	8	3	3	2	0	0	3	0	0	0	1	1	1		
Palestine ****	0	0	0	0	0	0	0	0	0	0	0	0	0	0	0	
Qatar	0	0	0	0	0	0	0	0	0	0	0	0	0	0	0	
Saudi Arabia	0	0	0	0	0	0	0	0	0	0						
Somalia	0	0	0	0	0	0	0	0	0	0	0	0	0	0		
Sudan	0	0	0	0	0	0	0	0	0	0	0	0	0	0		
Syria ****	0	0	0	0	0	0	0	0	0	0	0	0	0	0		
Tunisia	0	0	0	0	0	0	0	0	0	0	0	0	0		0	
U.A.E	0	0	0	0	0	0	0	0	0	0	0	0	0			
Yemen	0	0	0	0	0	0	0	0	0	0	0	0	0			
<b>Total EMR</b>	<b>33</b>	<b>22</b>	<b>9</b>	<b>12</b>	<b>2</b>	<b>1</b>	<b>3</b>	<b>5</b>	<b>2</b>	<b>3</b>	<b>3</b>	<b>2</b>	<b>2</b>	<b>1</b>	<b>1</b>	<b>0</b>

\*\*\*\* UNRWA cases are included with those of country of residence



Table 3: Investigation of AFP cases with paralysis onset in 2017 & 2018 up to Week (28/18) / Ending on : 15/07/2018)

COUNTRY	2017												2018												Latest line List Date
	AFP									Specimen	Wild cases ****		AFP									Specimen	Wild cases ****		
	Total AFP cases onset 2017	Case classification					Non polio AFP rate **	AFP cases pending classification > 90 days from onset of paralysis	AFP cases pending classification and lab > 90 days from onset of paralysis		% with *** adequate specimens	Wild P1 Poliovirus	Wild P3 Poliovirus	Total AFP cases onset 2018	Case classification					Annualized Non polio AFP rate **	AFP cases pending classification > 90 days from onset of paralysis		AFP cases pending classification and lab > 90 days from onset of paralysis	% with *** adequate specimens	
		Total Confirmed Polio Cases *	Polio Compatible	Pending Classification	Discarded (non polio AFP)	VDPV				Total Confirmed Polio Cases *					Polio Compatible	Pending Classification	Discarded (non polio AFP)	VDPV							
Afghanistan	3094	14	0	0	3080	1	15.2	0	0	93.5	14	0	1749	9	0	199	1541	0	16.0	10	0	94.9	9	0	12/07/2018
Bahrain	18	0	0	0	18	0	6.2	0	0	100.0	0	0	19	0	0	8	11	0	12.2	4	0	89.5	0	0	12/07/2018
Djibouti	4	0	0	4	0	0	1.3	4	4	100.0	0	0	0	0	0	0	0	0	0.0	0	0		0	0	10/04/2017
Egypt	1242	0	0	0	1240	2	3.3	0	0	94.4	0	0	709	0	0	103	606	0	3.4	0	0	90.4	0	0	12/07/2018
Iran	820	0	0	0	820	0	4.3	0	0	96.7	0	0	450	0	0	5	444	0	4.3	0	0	97.1	0	0	14/07/2018
Iraq	699	0	0	0	699	0	4.7	0	0	86.7	0	0	490	0	0	67	423	0	6.0	20	0	89.6	0	0	07/07/2018
Jordan	116	0	0	0	116	0	4.2	0	0	100.0	0	0	80	0	0	30	50	0	5.3	0	0	98.8	0	0	12/07/2018
Kuwait	69	0	0	0	69	0	7.5	0	0	92.8	0	0	42	0	0	3	39	0	8.5	0	0	85.7	0	0	15/07/2018
Lebanon	75	0	0	0	75	0	4.0	0	0	80.0	0	0	47	0	0	5	42	0	4.7	0	0	100.0	0	0	06/07/2018
Libya	88	0	0	0	88	0	4.3	0	0	96.6	0	0	66	0	0	11	55	0	4.9	0	0	95.5	0	0	14/07/2018
Morocco	143	0	0	0	143	0	1.3	0	0	67.1	0	0	102	0	0	33	69	0	2.1	7	0	75.5	0	0	14/07/2018
Oman	40	0	0	0	40	0	4.5	0	0	90.0	0	0	12	0	0	0	12	0	2.6	0	0	75.0	0	0	08/07/2018
Pakistan	10317	8	2	0	10307	0	13.2	0	0	85.6	8	0	5752	3	0	553	5196	0	13.7	121	0	89.6	3	0	14/07/2018
Palestine	43	0	0	0	43	0	2.3	0	0	97.7	0	0	25	0	0	8	17	0	2.5	0	0	96.0	0	0	12/07/2018
Qatar	18	0	0	0	18	0	6.1	0	0	100.0	0	0	9	0	0	5	4	0	4.7	1	0	100.0	0	0	15/07/2017
Saudi Arabia	276	0	0	0	276	0	3.5	0	0	98.9	0	0	97	0	0	68	29	0	2.2	37	36	95.9	0	0	14/06/2018
Somalia	345	0	0	1	344	0	6.0	1	1	99.1	0	0	173	0	0	28	143	4	5.1	1	1	98.3	0	0	08/07/2018
Sudan	570	0	0	0	570	0	3.2	0	0	96.3	0	0	303	0	0	31	272	0	3.1	0	0	98.3	0	0	14/07/2018
Syria	362	0	1	0	287	74	4.7	0	0	80.9	0	0	195	0	0	27	168	0	4.7	1	0	86.7	0	0	14/07/2018
Tunisia	67	0	0	0	67	0	2.5	0	0	74.6	0	0	39	0	0	1	38	0	2.8	1	0	74.4	0	0	12/07/2018
U.A.E	58	0	0	0	58	0	5.7	0	0	98.3	0	0	23	0	0	3	20	0	3.4	0	0	100.0	0	0	08/07/2018
Yemen	713	0	0	98	615	0	5.2	98	81	90.2	0	0	361	0	0	344	17	0	4.8	270	258	94.5	0	0	30/06/2018
EMR	19177	22	3	103	18973	77	7.7	103	86	88.9	22	0	10743	12	0	1532	9196	4	8.0	473	295	91.3	12	0	
2016	16008	33	5	1	15961	8	6.4	0	0	89.6	33	0													

\* Confirmed polio cases refer to wild isolation from AFP cases or from contacts of negative index AFP cases

\*\* Non-polio AFP per 100,000 children <15 years

\*\*\* Adequate here refers to two stool specimens collected at least 24 hours apart, within 14 days of paralysis onset

\*\*\*\* AFP cases co infected with P1 and P3 are counted separately as wild isolates



World Health Organization – Regional Office for Eastern Mediterranean  
AFP SURVEILLANCE  
Week 28, ending 15 July 2018

16-Jul-18  
Number 1032

Table 4 (a): Lab results of contacts' samples in EMR, 2017 - 2018

COUNTRY	2017						2018					
	# OF CONTACTS	LAB RESULTS					# OF CONTACTS	LAB RESULTS				
		WILD	VDPV	SL	NPEV	PENDING		WILD	VDPV	SL	NPEV	PENDING
AFG	1424	1	0	88	347	0	505	0	0	25	96	46
BAH	2	0	0	0	0	0	2	0	0	0	0	0
DJI	0	0	0	0	0	0	0	0	0	0	0	0
EGY	450	0	0	9	63	18	260	0	0	10	27	38
IRN	143	0	0	5	1	0	81	0	0	2	2	0
IRQ	698	0	0	18	101	16	459	0	0	15	56	24
JOR	2	0	0	0	0	0	0	0	0	0	0	0
KUW	8	0	0	0	0	2	0	0	0	0	0	0
LEB	92	0	0	2	3	21	131	0	0	1	2	39
LIB	4	0	0	0	0	1	0	0	0	0	0	0
MOR	87	0	0	0	7	0	41	0	0	0	4	8
OMA	115	0	0	1	24	1	37	0	0	1	8	0
PAK	3758	2	0	234	897	0	2104	1	0	95	335	146
PAL	0	0	0	0	0	0	0	0	0	0	0	0
QAT	0	0	0	0	0	0	0	0	0	0	0	0
SAA	0	0	0	0	0	0	5	0	0	0	0	5
SOM	1035	0	0	37	113	4	519	0	5	24	27	121
SUD	385	0	0	6	32	46	179	0	0	1	15	58
SYR	570	0	63	3	11	0	359	0		3	2	65
TUN	26	0	0	0	0	0	12	0	0	0	0	0
UAE	2	0	0	0	0	0	0	0	0	0	0	0
YEM	1737	0	0	43	114	667	720	0	0	0	0	720
<b>EMR</b>	<b>10538</b>	<b>3</b>	<b>63</b>	<b>446</b>	<b>1713</b>	<b>776</b>	<b>5414</b>	<b>1</b>	<b>5</b>	<b>177</b>	<b>574</b>	<b>1270</b>

Table 4 (B): Most recent wild contacts in EMRO, 2017 - 2018

Year	Country	Data	
		Count of wild contacts	Date of Most Recent stool collection
2018	Pakistan	1	08-05-18
<b>2018 Total</b>		<b>1</b>	<b>08-05-18</b>
2017	Pakistan	2	04-12-17
	Afghanistan	1	21-05-17
<b>2017 Total</b>		<b>3</b>	<b>04-12-17</b>

Table 4 (C): Number and distribution by district of -ve index AFP cases identified as wild positive by contact in EMR, 2017-2018

YEAR	COUNTRY	PROVINCE	DISTRICT	COUNT	First case	Last case
2018	PAK	BALUCHISTAN	DUKKI	1	15-04-18	15-04-18
	<b>PAK Total</b>			<b>1</b>	<b>15-04-18</b>	<b>15-04-18</b>
2017	AFG	HILMAND	NAWZAD	1	16-04-17	16-04-17
	<b>AFG Total</b>			<b>1</b>	<b>16-04-17</b>	<b>16-04-17</b>



**Table 5: Laboratory investigation of AFP cases with paralysis onset in 2018 up to Week (28/18) / Ending on : (15/07/2018)**

Country	Polio laboratories  Sequencing performed by EGY, PAK, TUN, CDC and RIVM laboratories	AFP cases with specimens	Preliminary virus isolation results of AFP cases						Poliovirus intratypic differentiation results #											Indicators				Latest report Date			
			Referred for ITD		NPEV only	Negative	Pending		Type 1			Type 2			Type 3		Discordant pending sequence	NPEV by PCR	Non-EV	Pending ITD	% specimens positive for NPEV*	% AFP cases with culture results within 14 days	% AFP cases with ITD results within 7 days		% AFP cases with ITD results within 45 days of onset**		
			L20B+	L20B+/NPEV			received < / = 14 days	received > 14 days ago	Wild	Sabin	VDPV	Wild	Sabin	VDPV	Wild	Sabin										VDPV	
Afghanistan	RRL Pakistan	1708	113	15	264	1221	91	2	10	87						79							15%	84%	100%	98%	13/07/2018
Bahrain	PNL Oman	19			1	17	1																5%	100%		44%	09/07/2018
Djibouti	NPL Kenya																										10/04/2017
Egypt***	RRL Egypt	681	20	6	68	538	36	14		9						15			4		1		9%	100%	100%	99%	12/07/2018
Iran	NPL Iran	458	11		8	428	9	2		7						4							1%	100%	100%	99%	14/07/2018
Iraq	RRL Egypt	514	12		59	404	30	9		8						6			1				13%	100%	100%	75%	12/07/2018
Jordan	RRL EGYPT	78	3		5	65	5			1						2							10%	100%	100%	67%	12/07/2018
Kuwait	RRL Kuwait	42	1		4	34	2	1													1		7%	95%		97%	12/07/2018
Lebanon	NPL Jordan	51	2		3	42	4			1						1							5%	100%	100%	100%	12/07/2018
Libya	RRL Tunisia	62	1		4	52	3	2								1							7%	100%	100%	96%	06/07/2018
Morocco	NPL Morocco	87			2	82		3															4%	95%		94%	06/07/2018
Oman	NPL Oman	13			2	10	1																21%	92%		100%	09/07/2018
Pakistan	RRL Pakistan	5692	237	17	927	4143	360	6	2	158						176			2				14%	85%	99%	97%	13/07/2018
Palestine & UNRWA		25			3	22																	12%	68%		100%	12/07/2018
Qatar	NPL Oman	8			1	7																	13%	86%		100%	09/07/2018
Saudi Arabia	NPL Oman	111	2		1	100	7	4															1%	98%			11/07/2018
Somalia	NPL Kenya	173	12		13	120	3	25		7		3	1		6	2							9%	17%		100%	08/07/2018
Sudan	RRL Egypt	216	4		17	186		9		3						1			3				11%	100%	100%	57%	21/05/2018
Syria	RRL Egypt	195	3		4	170	18			1						1							2%	100%	100%	67%	12/07/2018
Tunisia	RRL Tunisia	46			1	43		2															2%	98%		98%	06/07/2018
U.A.E	NPL Oman	24			3	21																	10%	83%		88%	09/07/2018
Yemen	NPL Kenya																										05/07/2018
<b>Total EMR 2018</b>		10203	421	38	1390	7705	570	79	12	282			3	1		292	2		10		2		12%	87%	99%	97%	
<b>Total EMR 2017</b>		18238	942	103	3557	13614		21	21	598			10	34*		705	1	21	25	4			16%	98%	99%	96%	

\* Specimens from all sources including non-AFP cases, excluding environmental samples

\* In 2017, 41 cVDPV2 were isolated from Syria by other Global Polio Laboratories Network (GPLN)

\*\* This indicator reflects surveillance and laboratory activities

Syria reported a total of 74 cVDPV2 cases in 2017 out of which 8 were identified by positive contacts



**Table 6: Environmental isolate by year and type**

Country	Status	2015	2016	2017	2018
AFG	NEGATIVE	129	183	274	127
	PENDING				26
	WILD	20	2	42	23
<b>AFG Total</b>		<b>149</b>	<b>185</b>	<b>316</b>	<b>176</b>
EGY	NEGATIVE	495	528	522	262
	PENDING				25
	VDPV2	3	1		
<b>EGY Total</b>		<b>498</b>	<b>529</b>	<b>522</b>	<b>287</b>
IRN	NEGATIVE			6	20
<b>IRN Total</b>				<b>6</b>	<b>20</b>
PAK	NEGATIVE	347	462	523	282
	PENDING				21
	WILD	79	59	105	43
	WILD & VDPV2	5	3	1	
	VDPV2	8	5	4	
<b>PAK Total</b>		<b>439</b>	<b>529</b>	<b>633</b>	<b>346</b>
SOM	NEGATIVE			34	70
	PENDING				17
	VDPV2			2	10
	VDPV3				7
<b>SOM Total</b>			<b>36</b>	<b>104</b>	
SYR	NEGATIVE			4	28
	PENDING				9
<b>SYR Total</b>			<b>4</b>	<b>37</b>	
<b>Grand Total</b>		<b>1086</b>	<b>1249</b>	<b>1576</b>	<b>1010</b>

**Table 7: Environmental Wild/VDPV isolate by site**

Country	COUNTRY	Status	PROVINCE	DISTRICT	Count	First date	Last date
2017	AFG	WILD	HILMAND	LASHKARGAH	8	26/Apr	26/Dec
				NAHR-E-SARAJ	1	25/Sep	25/Sep
				KABUL	1	25/Oct	25/Oct
				KANDAHAR	18	26/Jan	27/Dec
				ASADABAD	1	25/Dec	25/Dec
				BEHSUD	3	24/Sep	26/Dec
				JALALABAD	10	24/Jan	26/Dec
	<b>AFG Total</b>				<b>42</b>	<b>24/Jan</b>	<b>27/Dec</b>
	PAK	WILD	BALOCHISTAN	KABDULLAH	12	1/Jan	15/Oct
				LORALAI	3	17/Sep	17/Nov
				PISHIN	5	2/Jan	2/Oct
				QUETTA	12	1/Jan	20/Dec
				ZHOB	1	18/Dec	18/Dec
				CDA	5	10/Feb	10/Jul
				PESHAWAR	8	10/Jan	11/Dec
				LAHORE	1	18/Dec	18/Dec
				MULTAN	1	9/Jan	9/Jan
				RAWALPINDI	8	10/Jan	10/Oct
				JACOBABAD	4	11/Aug	13/Dec
				KAMBAR	1	15/Aug	15/Aug
				KHIBALDIA	2	8/Aug	3/Nov
				KHIGADAP	21	9/Jan	12/Dec
				KHIGIQBAL	6	3/Feb	10/Oct
KHIKORANGI	1	16/Oct	16/Oct				
KHILANDHI	7	16/Mar	14/Dec				
KHISITE	5	7/Aug	4/Dec				
SUKKUR	2	11/Apr	19/Sep				
KABDULLAH	1	15/Jul	15/Jul				
PISHIN	1	2/May	2/May				
QUETTA	3	3/Apr	29/May				
<b>PAK Total</b>				<b>110</b>	<b>1/Jan</b>	<b>20/Dec</b>	
SOM	VDPV2	BANADIR	WABERI	2	22/Oct	2/Nov	
<b>SOM Total</b>				<b>2</b>	<b>22/Oct</b>	<b>2/Nov</b>	
<b>2017 Total</b>				<b>154</b>	<b>1/Jan</b>	<b>27/Dec</b>	
2018	AFG	WILD	HILMAND	LASHKARGAH	1	8/Jan	8/Jan
				KABUL	1	26/Feb	26/Feb
				KANDAHAR	9	8/Jan	6/Jan
				ASADABAD	1	24/Apr	24/Apr
				BEHSUD	2	28/Jan	25/Feb
				JALALABAD	9	27/Jan	25/Jan
				<b>AFG Total</b>			
	PAK	WILD	BALOCHISTAN	KABDULLAH	1	1/Jan	1/Jan
				LORALAI	1	17/Mar	17/Mar
				QUETTA	4	13/Feb	28/May
				CDA	2	10/Jan	11/Jan
				BANNU	1	31/Mar	31/Mar
				KOHAT	3	5/Jan	27/Jan
				PESHAWAR	8	10/Jan	25/Jan
				DERA GHAZI KHAN	1	12/Feb	12/Feb
				LAHORE	1	11/Jan	11/Jan
				RAWALPINDI	4	10/Jan	11/Jan
				HYDERABAD	1	9/Feb	9/Feb
				JACOBABAD	2	12/Feb	7/Mar
				KAMBAR	2	7/Apr	7/May
				KHIGADAP	6	15/Feb	8/Jan
				KHILANDHI	2	10/Jan	20/Apr
	KHISITE	1	1/Jan	1/Jan			
SUKKUR	1	8/Feb	8/Feb				
KHILIAQAT	1	7/Mar	7/Mar				
BAJOUR	1	19/May	19/May				
<b>PAK Total</b>				<b>43</b>	<b>1/Jan</b>	<b>27/Jan</b>	
SOM	VDPV2	BANADIR	HAMAR WEYN	6	4/Jan	17/May	
			HODAN	1	22/Feb	22/Feb	
	VDPV3	BANADIR	WABERI	3	1/Mar	17/May	
			HAMAR WEYN	5	8/Mar	5/Apr	
WABERI	2	8/Mar	19/Apr				
<b>SOM Total</b>				<b>17</b>	<b>4/Jan</b>	<b>17/May</b>	
<b>2018 Total</b>				<b>83</b>	<b>1/Jan</b>	<b>27/Jan</b>	



Figure 1: Non Polio AFP Rate and Wild Virus in EMR 01/01/2018 - 15/07/2018

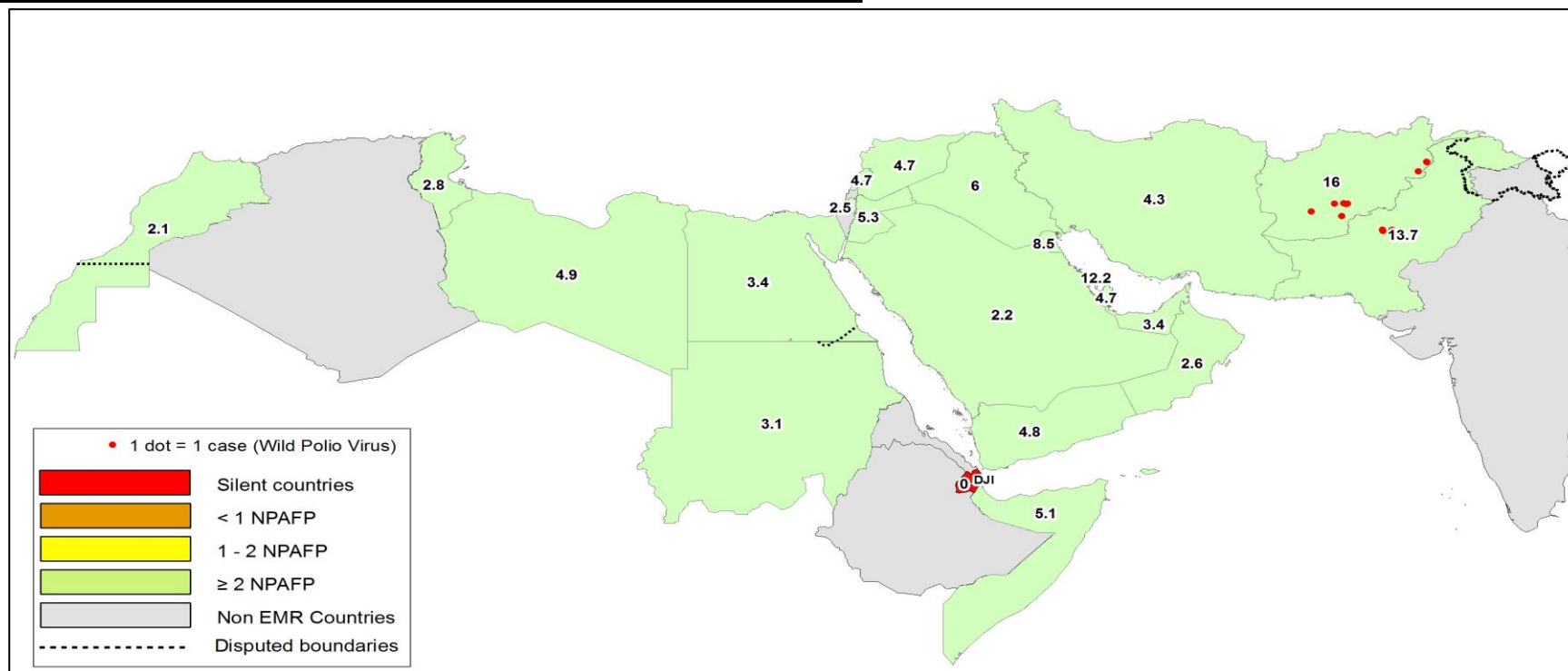


Figure 2: Percent of AFP cases with Adequate Samples & Compatible Cases in EMR 01/01/2018 - 15/07/2018

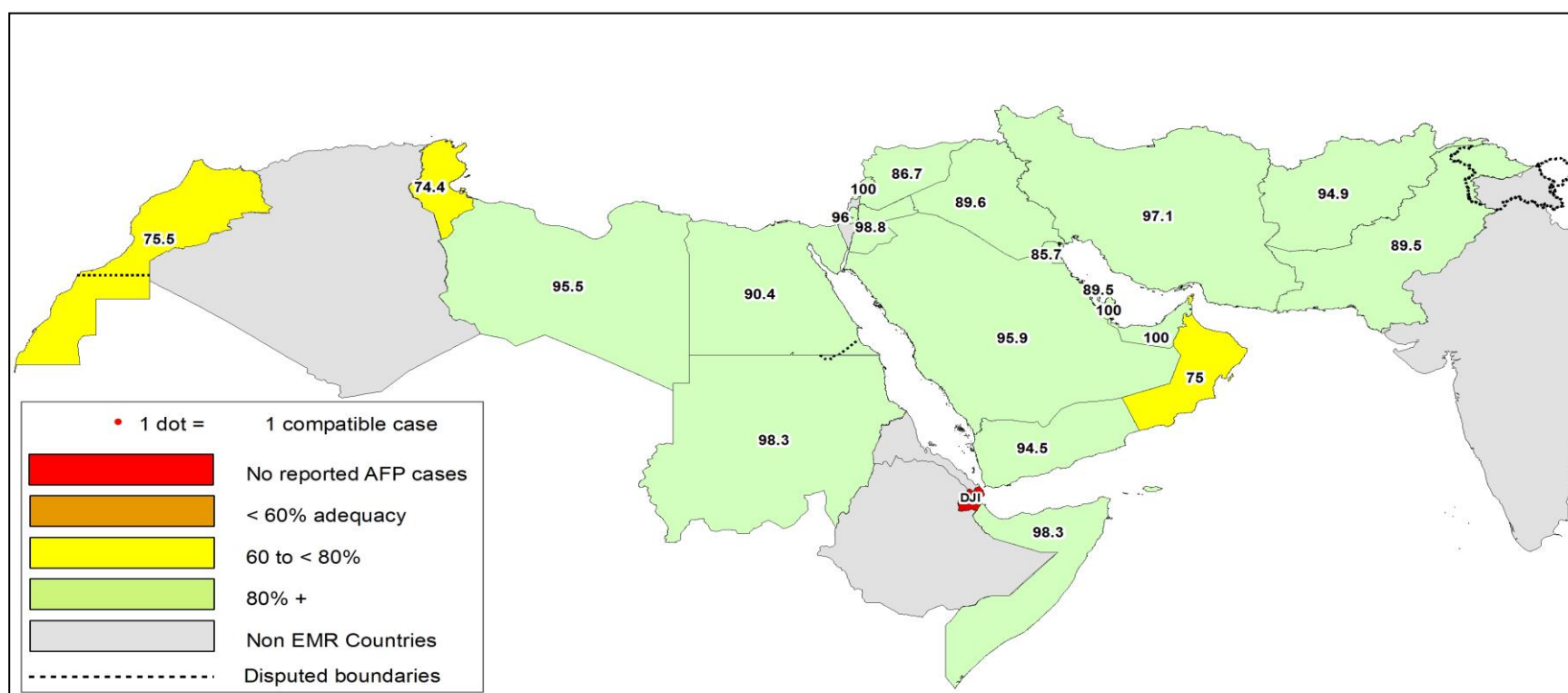


Table 8: Wild polio cases by country and date of onset of paralysis in EMR, 2017 - 2018

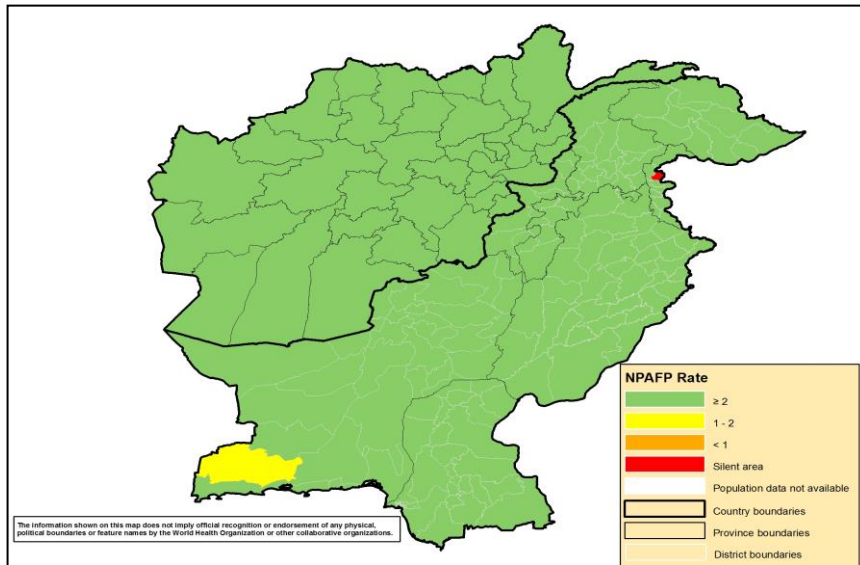
Year	COUNTRY	P1		
		Count	First Case	Last Case
2017	AFG	14	13-01-17	28-12-17
	PAK	8	28-01-17	15-11-17
2017 Total		22	13-01-17	28-12-17
2018	AFG	9	01-01-18	01-06-18
	PAK	3	08-03-18	18-05-18
2018 Total		12	01-01-18	01-06-18

Last reported wild Polio P3 from Pakistan with date of onset 18/04/2012

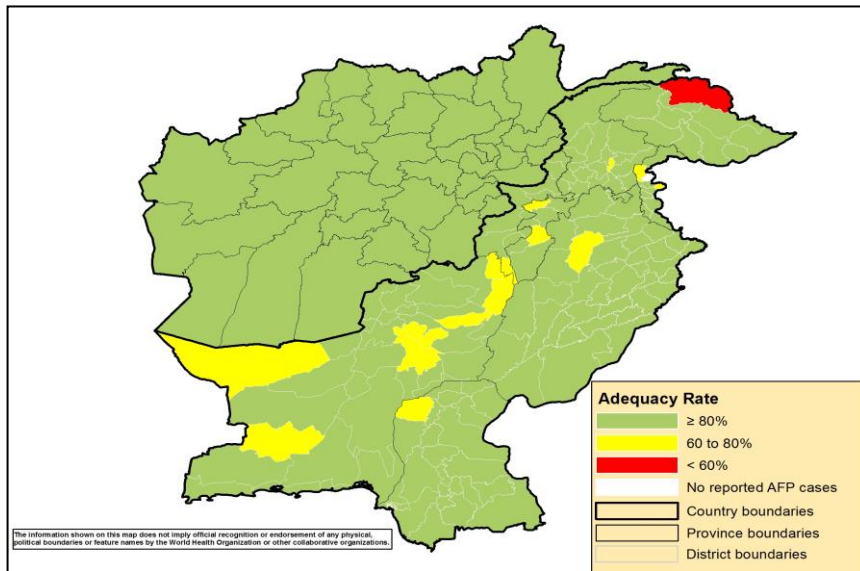




**Figure 3: Non Polio AFP rate by Province in Afghanistan & by District in Pakistan 01/01/2018 - 15/07/2018**

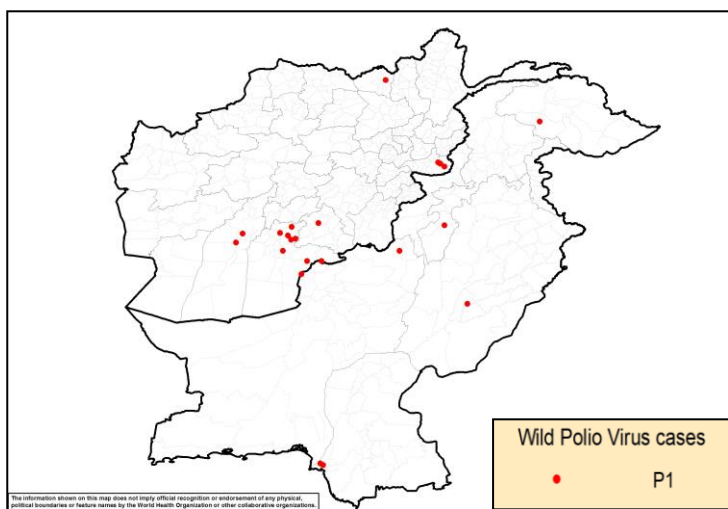


**Figure 4: Percent of AFP cases with Adequate Samples in Afghanistan by Province & Pakistan by District 01/01/2018 - 15/07/2018**

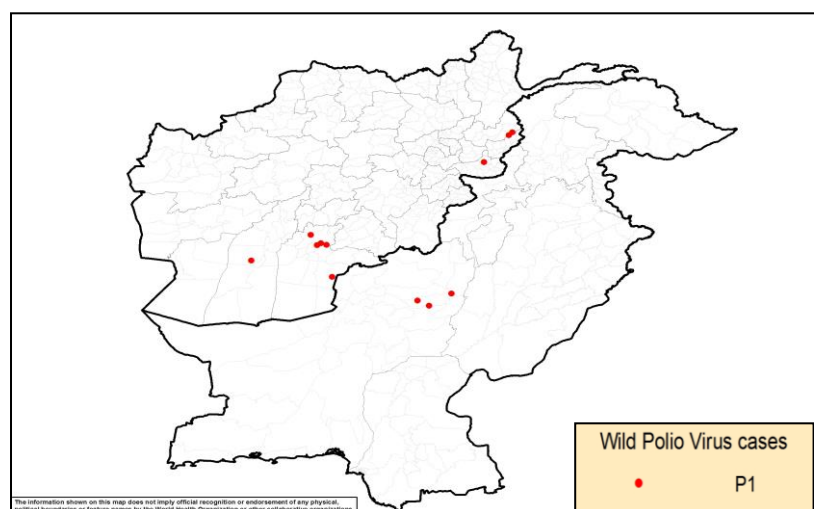


**Figure 5: Wild Virus Cases by Type & District in Afghanistan & Pakistan**

**5a: 01/01/2017 - 31/12/2017**



**5b: 01/01/2018 - 15/07/2018**







World Health Organization – Regional Office for Eastern Mediterranean  
AFP SURVEILLANCE  
Week 28, ending 15 July 2018

16-Jul-18  
Number 1032

**Table 9: Wild Polio cases by district and date of onset of paralysis, Afghanistan 2017-2018**

ONSETYR	PROVINCE	DISTRICT	Count	First case	Last case
2018	HILMAND	NAD-E-ALI	1	01-06-18	01-06-18
	KANDAHAR	SHAHWALIKOT	3	05-01-18	27-04-18
		KHAKREZ	1	25-02-18	25-02-18
		SPINBOLDAK	1	06-01-18	06-01-18
	KUNAR	GHAZIABAD	2	14-02-18	03-03-18
NANGARHAR	KAMA	1	01-01-18	01-01-18	
<b>2018 Total</b>			<b>9</b>	<b>01-01-18</b>	<b>01-06-18</b>
2017	KANDAHAR	SPINBOLDAK	1	28-12-17	28-12-17
		SHAHWALIKOT	5	19-06-17	03-12-17
		KANDAHAR	1	13-01-17	13-01-17
	NANGARHAR	MUHMAND DARA	1	05-11-17	05-11-17
		BATIKOT	2	15-09-17	11-10-17
	ZABUL	ARGHANDAB (Z)	1	10-07-17	10-07-17
	HILMAND	NAWZAD	1	16-04-17	16-04-17
		NAHR-E-SARAJ	1	21-01-17	21-01-17
KUNDUZ	DASHT-E-ARCHI	1	21-02-17	21-02-17	
<b>2017 Total</b>			<b>14</b>	<b>13-01-17</b>	<b>28-12-17</b>

**Table 10: Wild Polio cases by district and date of onset of paralysis, Pakistan 2017-2018**

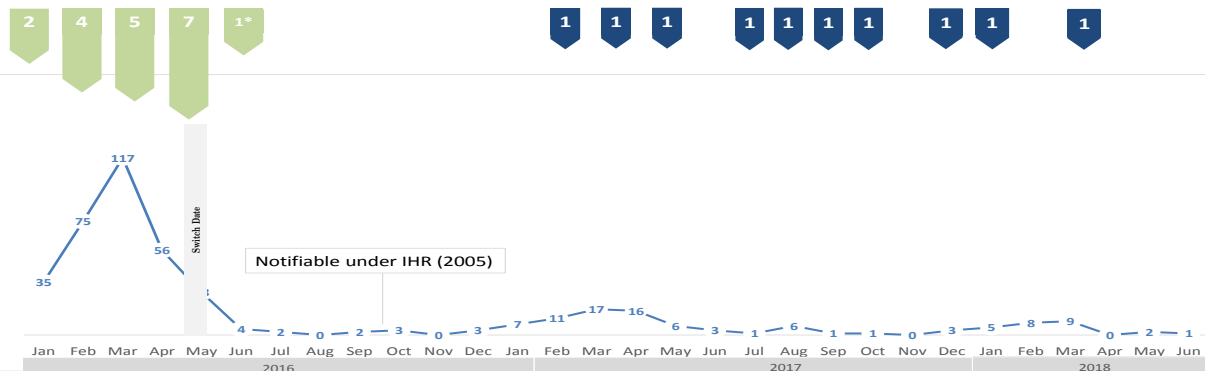
ONSETYR	PROVINCE	DISTRICT	Count	First case	Last case
2018	BALOCHISTAN	DUKKI	3	08-03-18	18-05-18
<b>2018 Total</b>			<b>3</b>	<b>08-03-18</b>	<b>18-05-18</b>
2017	BALOCHISTAN	ZHOB	1	15-11-17	15-11-17
		KABDULAH	2	11-06-17	13-11-17
	SINDH	KHIGADAP	1	09-11-17	09-11-17
		KHIGIQBAL	1	11-08-17	11-08-17
	KHYBER PAKHTOON	LAKKIMRWT	1	21-08-17	21-08-17
	GILGIT BALTISTAN	DIAMER	1	13-02-17	13-02-17
	PUNJAB	LODHRAN	1	28-01-17	28-01-17
<b>2017 Total</b>			<b>8</b>	<b>28-01-17</b>	<b>15-11-17</b>

**Table 11: Circulating VDPV cases and date of onset of paralysis in EMR countries by districts 2017-2018**

Year	COUNTRY	PROVINCE	DISTRICT	cVDPV2			cVDPV3		
				Count	First Case	Last Case	Count	First Case	Last Case
2017	SYR	HOMS	TADMOUR	1	10-Jul-17	10-Jul-17			
		DEIR_AL_ZOUR	DEIR ALZOUR	1	30-Jun-17	30-Jun-17			
		DEIR_AL_ZOUR	BOKAMAL	12	25-Jun-17	21-Sep-17			
		DEIR_AL_ZOUR	MAYADEEN	58	5-Mar-17	9-Sep-17			
		RAQUA	THAWRA	1	16-Jun-17	16-Jun-17			
		RAQUA	TALABYAD	1	25-Apr-17	25-Apr-17			
<b>SYR Total</b>				<b>74</b>	<b>5-Mar-17</b>	<b>21-Sep-17</b>			
<b>2017 Total</b>				<b>74</b>	<b>5-Mar-17</b>	<b>21-Sep-17</b>			
2018	SOM	HIRAN	BULO BURTI	1	11-May-18	11-May-18	1	11-May-18	11-May-18
		GEDO	DOLO	1	26-May-18	26-May-18			
		MIDDLE SHABELLE	WARSHEIKH				2	16-May-18	23-May-18
<b>SOM Total</b>				<b>2</b>	<b>11-May-18</b>	<b>26-May-18</b>	<b>3</b>	<b>11-May-18</b>	<b>23-May-18</b>
<b>2018 Total</b>				<b>2</b>	<b>11-May-18</b>	<b>26-May-18</b>	<b>3</b>	<b>11-May-18</b>	<b>23-May-18</b>



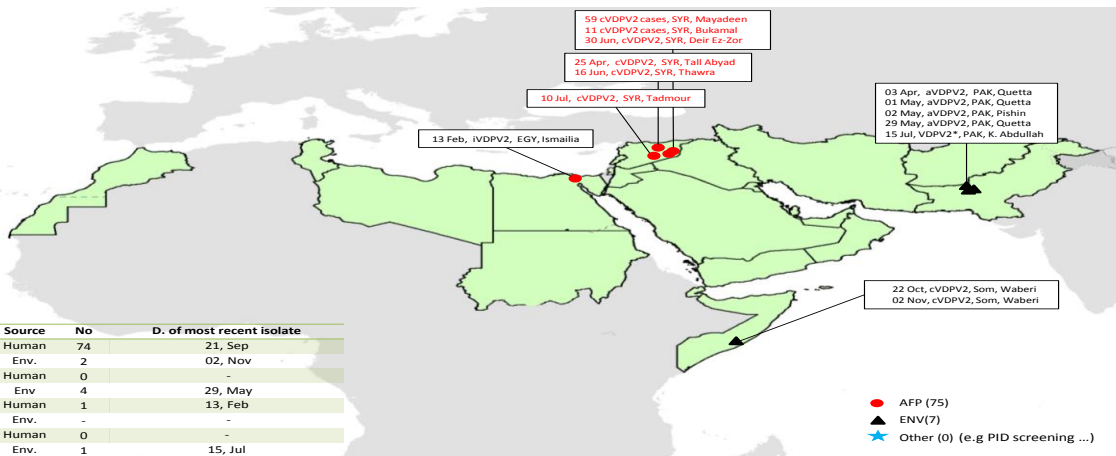
### Sabin Like Type-2 Poliovirus Isolates (H & E) EMR, 2016-17-18



\* Focused tOPV campaign in El Tur district (S. Sinai/Egy) as a response to VDPV2 isolation

tOPV SIAs  
mOPV2 SIAs

### VDPV2 isolates, EMR countries, 2017



### VDPV2 isolates, EMR countries, 2018

