

Highlights of this Polio Fax Bulletin No. 1031 for Week 27 2018

I. Poliovirus Transmission

1. Endemic countries:

- a. One new wild poliovirus type-1 (WPV1) case reported this week from Afghanistan, from Helmand province, Nad-e-Ali district with date of onset 01/06/2018.

In 2018, total WPV1 cases are 12 so far (Afghanistan – 9 and Pakistan – 3).

- b. Six new environmental samples positive for WPV1 were reported this week. These include 2 from Afghanistan, one from Kandahar province, Kandahar district and one from Nangarhar province, Jalalabad district; and 4 from Pakistan, one from Islamabad, two from Khyber Pakhtunkhwa province one from Kohat district and the other from Peshawar district and one from Sindh province, from KHIGADAP district.
- c. The most recent positive samples collected on 25 June 2018 in Afghanistan and 27 June 2018 in Pakistan.

2. Outbreak response countries:

- i. SOMALIA: One new cVDPV2 case identified by a positive contact in Somalia reported from Dolo district, Gedo region with date of onset 26/05/2018.
- ii. No new positive environmental samples for cVDPV2 reported this week from Somalia. The date of collection of most recent positive environmental sample for cVDPV2 was on 17 May 2018.
- iii. No reporting of a new cVDPV3 isolate. The date of collection of most recent positive environmental sample for cVDPV3 in Somalia, Banadir province, Waberi district, was on 19 April 2018. Date of onset of paralysis for the recent most cVDPV3 case is 26 May 2018.
- iv. SYRIA: No new cVDPV2 isolate from Syria for more than nine months. The most recent cVDPV2 case in Syria had onset of paralysis on 21 September 2017

II. Surveillance performance indicators

1. Eighteen of 22 member states are meeting the global target of the two key surveillance indicators, namely non polio AFP rate of 2 per 100,000 children aged below 15 years and percent AFP cases with adequate specimen 80% and above.
 - i. Djibouti is missing both indicators. No AFP case reported since April 2017
 - ii. Morocco, Oman and Tunisia have below 80% AFP cases with adequate specimen (78.4, 75 and 74.4 percent respectively).
2. Yemen has the highest number of 2017 AFP cases (98), which are not yet finally classified. Three other countries having pending case(s) of 2017 include Pakistan (1), Somalia (1) and Djibouti (4).



AFP SURVEILLANCE

9-Jul-18

Week 27, ending 08 July 2018

Number 1031

Table 1: Acute Flaccid Paralysis (AFP) cases by week of onset

| Country | Reported AFP cases by week of onset - Week (27/18) / Ending on : 08/07/2018 | | | | | | | | | | | | | | |
|------------------|---|----------------|-------------------------|------------------|------------------|------------------|------------------|------------------|------------------|------------------|------------------|------------------|------------------|------------------|------------------|
| | Total AFP 2016 | Total AFP 2017 | Total AFP to date, 2018 | W16 21 Apr 18 | W17 29 Apr 18 | W18 06 May 18 | W19 13 May 18 | W20 20 May 18 | W21 27 May 18 | W22 03 Jun 18 | W23 10 Jun 18 | W24 17 Jun 18 | W25 24 Jun 18 | W26 01 Jul 18 | W27 08 Jul 18 |
| Afghanistan | 2905 | 3094 | 1711 | 67 | 52 | 88 | 66 | 60 | 55 | 62 | 55 | 33 | 54 | 46 | 11 |
| Bahrain | 14 | 18 | 19 | 2 | 1 | 1 | 0 | 1 | 1 | 0 | 0 | 0 | 0 | 0 | 0 |
| Djibouti | 3 | 4 | 0 | | | | | | | | | | | | |
| Egypt | 1092 | 1242 | 674 | 21 | 20 | 34 | 24 | 22 | 21 | 28 | 13 | 16 | 31 | 8 | |
| Iran | 776 | 820 | 437 | 20 | 18 | 23 | 17 | 27 | 28 | 19 | 14 | 10 | 0 | 2 | |
| Iraq | 605 | 699 | 490 | 27 | 14 | 24 | 16 | 19 | 20 | 25 | 14 | 6 | 10 | 5 | |
| Jordan **** | 107 | 116 | 76 | 6 | 5 | 7 | 2 | 4 | 2 | 1 | 1 | 4 | 1 | 2 | 1 |
| Kuwait | 50 | 69 | 42 | 4 | 1 | 2 | 2 | 0 | 1 | 1 | 1 | 1 | 2 | 2 | 0 |
| Lebanon **** | 111 | 75 | 47 | 0 | 1 | 1 | 5 | 4 | 3 | 0 | 1 | 1 | 0 | 3 | |
| Libya | 70 | 88 | 62 | 5 | 3 | 4 | 3 | 4 | 3 | 5 | 1 | 2 | 1 | 2 | 0 |
| Morocco | 84 | 143 | 97 | 3 | 3 | 5 | 4 | 7 | 1 | 6 | 5 | 2 | 1 | 0 | |
| Oman | 39 | 40 | 12 | 1 | 1 | 2 | 0 | 0 | 1 | 0 | 0 | 0 | 0 | 0 | 0 |
| Pakistan | 7848 | 10317 | 5518 | 219 | 196 | 289 | 244 | 189 | 186 | 195 | 157 | 149 | 133 | 61 | 0 |
| Palestine **** | 46 | 43 | 25 | 0 | 2 | 1 | 3 | 1 | 1 | 0 | 2 | 0 | 0 | 0 | 0 |
| Qatar | 9 | 18 | 8 | 0 | 1 | 0 | 1 | 1 | 0 | 0 | 0 | 0 | 0 | 0 | 0 |
| Saudi Arabia | 273 | 276 | 97 | 7 | 2 | 7 | 4 | 3 | 2 | 3 | 3 | | | | |
| Somalia | 316 | 345 | 173 | 6 | 8 | 5 | 8 | 7 | 4 | 8 | 4 | 4 | 5 | 8 | 0 |
| Sudan | 509 | 570 | 287 | 16 | 9 | 11 | 8 | 7 | 16 | 11 | 5 | 8 | 12 | 4 | 0 |
| Syria **** | 303 | 362 | 184 | 3 | 3 | 4 | 5 | 5 | 3 | 5 | 5 | 9 | 6 | 2 | |
| Tunisia | 90 | 67 | 39 | 1 | 2 | 2 | 2 | 1 | 3 | 0 | 1 | 0 | 0 | 0 | |
| U.A.E | 42 | 58 | 23 | 0 | 1 | 1 | 1 | 1 | 1 | 1 | 0 | 1 | 0 | 0 | 0 |
| Yemen | 715 | 713 | 361 | 11 | 17 | 8 | 10 | 8 | 7 | 7 | 1 | 3 | 2 | 0 | |
| Total EMR | 16007 | 19177 | 10382 | 419 | 360 | 519 | 425 | 371 | 359 | 377 | 283 | 249 | 258 | 145 | 12 |

☐ No data = No report received

Table 2: Confirmed polio cases by month of onset

| Country | Total year 2016 | Total year 2017 | 08/07 | | Confirmed polio cases by month of onset | | | | | | | | | | | |
|------------------|-----------------|-----------------|----------|-----------|---|----------------|--------------|---------------|---------------|--------------|---------------|------------|------------|----------|-----------|-----------|
| | | | 2017 | 2018 | August 2017 | September 2017 | October 2017 | November 2017 | December 2017 | January 2018 | February 2018 | March 2018 | April 2018 | May 2018 | June 2018 | July 2018 |
| | | | | | Afghanistan | 13 | 14 | 5 | 9 | 0 | 1 | 3 | 2 | 2 | 3 | 3 |
| Bahrain | 0 | 0 | 0 | 0 | 0 | 0 | 0 | 0 | 0 | 0 | 0 | 0 | 0 | | 0 | |
| Djibouti | 0 | 0 | 0 | 0 | | | | | | | | | | | | |
| Egypt | 0 | 0 | 0 | 0 | 0 | 0 | 0 | 0 | 0 | 0 | | 0 | 0 | | | |
| Iran | 0 | 0 | 0 | 0 | 0 | 0 | 0 | 0 | 0 | 0 | 0 | 0 | 0 | | | |
| Iraq | 0 | 0 | 0 | 0 | 0 | 0 | 0 | 0 | 0 | 0 | 0 | 0 | 0 | | | |
| Jordan **** | 0 | 0 | 0 | 0 | 0 | 0 | 0 | 0 | 0 | 0 | 0 | 0 | 0 | | | |
| Kuwait | 0 | 0 | 0 | 0 | 0 | 0 | 0 | 0 | 0 | 0 | 0 | 0 | 0 | 0 | | |
| Lebanon **** | 0 | 0 | 0 | 0 | 0 | 0 | 0 | 0 | 0 | 0 | 0 | 0 | 0 | 0 | | |
| Libya | 0 | 0 | 0 | 0 | 0 | 0 | 0 | 0 | 0 | 0 | 0 | 0 | 0 | | | |
| Morocco | 0 | 0 | 0 | 0 | 0 | 0 | 0 | 0 | 0 | 0 | 0 | 0 | 0 | | | |
| Oman | 0 | 0 | 0 | 0 | 0 | 0 | 0 | 0 | 0 | 0 | 0 | 0 | 0 | 0 | 0 | |
| Pakistan | 20 | 8 | 3 | 3 | 2 | 0 | 0 | 3 | 0 | 0 | 0 | 1 | 1 | 1 | | |
| Palestine **** | 0 | 0 | 0 | 0 | 0 | 0 | 0 | 0 | 0 | 0 | 0 | 0 | 0 | 0 | 0 | |
| Qatar | 0 | 0 | 0 | 0 | 0 | 0 | 0 | 0 | 0 | 0 | 0 | 0 | 0 | 0 | 0 | |
| Saudi Arabia | 0 | 0 | 0 | 0 | 0 | 0 | 0 | 0 | 0 | 0 | | | | | | |
| Somalia | 0 | 0 | 0 | 0 | 0 | 0 | 0 | 0 | 0 | 0 | 0 | 0 | | | | |
| Sudan | 0 | 0 | 0 | 0 | 0 | 0 | 0 | 0 | 0 | 0 | 0 | 0 | 0 | 0 | | |
| Syria **** | 0 | 0 | 0 | 0 | 0 | 0 | 0 | 0 | 0 | 0 | 0 | 0 | 0 | 0 | | |
| Tunisia | 0 | 0 | 0 | 0 | 0 | 0 | 0 | 0 | 0 | 0 | 0 | 0 | 0 | | 0 | |
| U.A.E | 0 | 0 | 0 | 0 | 0 | 0 | 0 | 0 | 0 | 0 | 0 | 0 | 0 | | | |
| Yemen | 0 | 0 | 0 | 0 | 0 | 0 | | | | | | | | | | |
| Total EMR | 33 | 22 | 8 | 12 | 2 | 1 | 3 | 5 | 2 | 3 | 3 | 2 | 2 | 1 | 1 | 0 |

**** UNRWA cases are included with those of country of residence



Table 3: Investigation of AFP cases with paralysis onset in 2017 & 2018 up to Week (27/18) / Ending on : 08/07/2018

| COUNTRY | 2017 | | | | | | | | | | | | 2018 | | | | | | | | | | | | Latest line List Date | | |
|--------------|----------------------------|-------------------------------|------------------|------------------------|---------------------------|------|-----------------------|--|--|-------------------------------|--------------------|--------------------|----------------------------|-------------------------------|------------------|------------------------|---------------------------|------|----------------------------------|--|--|-------------------------------|--------------------|--------------------|-----------------------|-----------------|--|
| | AFP | | | | | | | | | | Specimen | Wild cases **** | | AFP | | | | | | | | | | Specimen | | Wild cases **** | |
| | Total AFP cases onset 2017 | Case classification | | | | | Non polio AFP rate ** | AFP cases pending classification > 90 days from onset of paralysis | AFP cases pending classification and lab > 90 days from onset of paralysis | % with *** adequate specimens | Wild P1 Poliovirus | Wild P3 Poliovirus | Total AFP cases onset 2018 | Case classification | | | | | Annualized Non polio AFP rate ** | AFP cases pending classification > 90 days from onset of paralysis | AFP cases pending classification and lab > 90 days from onset of paralysis | % with *** adequate specimens | Wild P1 Poliovirus | Wild P3 Poliovirus | | | |
| | | Total Confirmed Polio Cases * | Polio Compatible | Pending Classification | Discarded (non polio AFP) | VDPV | | | | | | | | Total Confirmed Polio Cases * | Polio Compatible | Pending Classification | Discarded (non polio AFP) | VDPV | | | | | | | | | |
| Afghanistan | 3094 | 14 | 0 | 0 | 3080 | 1 | 15.2 | 0 | 0 | 93.5 | 14 | 0 | 1711 | 9 | 0 | 190 | 1512 | 0 | 16.2 | 8 | 0 | 94.9 | 9 | 0 | 08-07-2018 | | |
| Bahrain | 18 | 0 | 0 | 0 | 18 | 0 | 6.2 | 0 | 0 | 100.0 | 0 | 0 | 19 | 0 | 0 | 13 | 6 | 0 | 12.7 | 7 | 0 | 89.5 | 0 | 0 | 08-07-2018 | | |
| Djibouti | 4 | 0 | 0 | 4 | 0 | 0 | 1.3 | 4 | 4 | 100.0 | 0 | 0 | 0 | 0 | 0 | 0 | 0 | 0 | 0.0 | 0 | 0 | | 0 | 0 | 10-04-2017 | | |
| Egypt | 1242 | 0 | 0 | 0 | 1240 | 2 | 3.3 | 0 | 0 | 94.4 | 0 | 0 | 674 | 0 | 0 | 88 | 586 | 0 | 3.4 | 0 | 0 | 92.9 | 0 | 0 | 05-07-2018 | | |
| Iran | 820 | 0 | 0 | 0 | 820 | 0 | 4.3 | 0 | 0 | 96.7 | 0 | 0 | 437 | 0 | 0 | 12 | 425 | 0 | 4.4 | 0 | 0 | 96.6 | 0 | 0 | 07-07-2018 | | |
| Iraq | 699 | 0 | 0 | 0 | 699 | 0 | 4.7 | 0 | 0 | 86.7 | 0 | 0 | 490 | 0 | 0 | 67 | 423 | 0 | 6.2 | 18 | 0 | 89.6 | 0 | 0 | 07-07-2018 | | |
| Jordan | 116 | 0 | 0 | 0 | 116 | 0 | 4.2 | 0 | 0 | 100.0 | 0 | 0 | 76 | 0 | 0 | 34 | 42 | 0 | 5.2 | 1 | 0 | 100.0 | 0 | 0 | 05-07-2018 | | |
| Kuwait | 69 | 0 | 0 | 0 | 69 | 0 | 7.5 | 0 | 0 | 92.8 | 0 | 0 | 42 | 0 | 0 | 3 | 39 | 0 | 8.8 | 0 | 0 | 85.7 | 0 | 0 | 08-07-2018 | | |
| Lebanon | 75 | 0 | 0 | 0 | 75 | 0 | 4.0 | 0 | 0 | 80.0 | 0 | 0 | 47 | 0 | 0 | 5 | 42 | 0 | 4.9 | 0 | 0 | 100.0 | 0 | 0 | 06-07-2018 | | |
| Libya | 88 | 0 | 0 | 0 | 88 | 0 | 4.3 | 0 | 0 | 96.6 | 0 | 0 | 62 | 0 | 0 | 8 | 54 | 0 | 4.8 | 0 | 0 | 95.2 | 0 | 0 | 08-07-2018 | | |
| Morocco | 143 | 0 | 0 | 0 | 143 | 0 | 1.3 | 0 | 0 | 67.1 | 0 | 0 | 97 | 0 | 0 | 28 | 69 | 0 | 2.0 | 7 | 0 | 78.4 | 0 | 0 | 02-07-2018 | | |
| Oman | 40 | 0 | 0 | 0 | 40 | 0 | 4.5 | 0 | 0 | 90.0 | 0 | 0 | 12 | 0 | 0 | 0 | 12 | 0 | 2.7 | 0 | 0 | 75.0 | 0 | 0 | 08-07-2018 | | |
| Pakistan | 10317 | 8 | 2 | 1 | 10306 | 0 | 13.2 | 1 | 0 | 85.6 | 8 | 0 | 5518 | 3 | 0 | 562 | 4953 | 0 | 13.6 | 126 | 0 | 89.2 | 3 | 0 | 08-07-2018 | | |
| Palestine | 43 | 0 | 0 | 0 | 43 | 0 | 2.3 | 0 | 0 | 97.7 | 0 | 0 | 25 | 0 | 0 | 11 | 14 | 0 | 2.6 | 1 | 0 | 96.0 | 0 | 0 | 08-07-2018 | | |
| Qatar | 18 | 0 | 0 | 0 | 18 | 0 | 6.1 | 0 | 0 | 100.0 | 0 | 0 | 8 | 0 | 0 | 4 | 4 | 0 | 4.3 | 0 | 0 | 100.0 | 0 | 0 | 08-07-2017 | | |
| Saudi Arabia | 276 | 0 | 0 | 0 | 276 | 0 | 3.5 | 0 | 0 | 98.9 | 0 | 0 | 97 | 0 | 0 | 68 | 29 | 0 | 2.3 | 33 | 32 | 95.9 | 0 | 0 | 14-06-2018 | | |
| Somalia | 345 | 0 | 0 | 1 | 344 | 0 | 6.0 | 1 | 1 | 99.1 | 0 | 0 | 173 | 0 | 0 | 28 | 143 | 4 | 5.3 | 1 | 1 | 98.3 | 0 | 0 | 08-07-2018 | | |
| Sudan | 570 | 0 | 0 | 0 | 570 | 0 | 3.2 | 0 | 0 | 96.3 | 0 | 0 | 287 | 0 | 0 | 19 | 268 | 0 | 3.1 | 0 | 0 | 98.3 | 0 | 0 | 08-07-2018 | | |
| Syria | 362 | 0 | 1 | 0 | 287 | 74 | 4.7 | 0 | 0 | 80.9 | 0 | 0 | 184 | 0 | 0 | 21 | 163 | 0 | 4.6 | 1 | 0 | 86.4 | 0 | 0 | 07-07-2018 | | |
| Tunisia | 67 | 0 | 0 | 0 | 67 | 0 | 2.5 | 0 | 0 | 74.6 | 0 | 0 | 39 | 0 | 0 | 9 | 30 | 0 | 2.9 | 2 | 0 | 74.4 | 0 | 0 | 03-07-2018 | | |
| U.A.E | 58 | 0 | 0 | 0 | 58 | 0 | 5.7 | 0 | 0 | 98.3 | 0 | 0 | 23 | 0 | 0 | 3 | 20 | 0 | 3.5 | 0 | 0 | 100.0 | 0 | 0 | 08-07-2018 | | |
| Yemen | 713 | 0 | 0 | 98 | 615 | 0 | 5.2 | 98 | 81 | 90.2 | 0 | 0 | 361 | 0 | 0 | 344 | 17 | 0 | 5.0 | 258 | 248 | 94.5 | 0 | 0 | 30-06-2018 | | |
| EMR | 19177 | 22 | 3 | 104 | 18972 | 77 | 7.7 | 104 | 86 | 88.9 | 22 | 0 | 10382 | 12 | 0 | 1517 | 8851 | 4 | 8.0 | 463 | 281 | 91.3 | 12 | 0 | | | |
| 2016 | 16008 | 33 | 5 | 1 | 15961 | 8 | 6.4 | 0 | 0 | 89.6 | 33 | 0 | | | | | | | | | | | | | | | |

* Confirmed polio cases refer to wild isolation from AFP cases or from contacts of negative index AFP cases

** Non-polio AFP per 100,000 children <15 years

*** Adequate here refers to two stool specimens collected at least 24 hours apart, within 14 days of paralysis onset

**** AFP cases co infected with P1 and P3 are counted separately as wild isolates



World Health Organization – Regional Office for Eastern Mediterranean
AFP SURVEILLANCE
Week 27, ending 08 July 2018

9-Jul-18
Number 1031

Table 4 (a): Lab results of contacts' samples in EMR, 2017 - 2018

| COUNTRY | 2017 | | | | | | 2018 | | | | | |
|------------|---------------|-------------|-----------|------------|-------------|------------|---------------|-------------|----------|------------|------------|-------------|
| | # OF CONTACTS | LAB RESULTS | | | | | # OF CONTACTS | LAB RESULTS | | | | |
| | | WILD | VDPV | SL | NPEV | PENDING | | WILD | VDPV | SL | NPEV | PENDING |
| AFG | 1424 | 1 | 0 | 88 | 347 | 0 | 482 | 0 | 0 | 25 | 86 | 43 |
| BAH | 2 | 0 | 0 | 0 | 0 | 0 | 2 | 0 | 0 | 0 | 0 | 0 |
| DJI | 0 | 0 | 0 | 0 | 0 | 0 | 0 | 0 | 0 | 0 | 0 | 0 |
| EGY | 450 | 0 | 0 | 9 | 63 | 18 | 239 | 0 | 0 | 10 | 25 | 28 |
| IRN | 143 | 0 | 0 | 5 | 1 | 0 | 76 | 0 | 0 | 2 | 2 | 0 |
| IRQ | 698 | 0 | 0 | 18 | 101 | 16 | 459 | 0 | 0 | 15 | 56 | 24 |
| JOR | 2 | 0 | 0 | 0 | 0 | 0 | 0 | 0 | 0 | 0 | 0 | 0 |
| KUW | 8 | 0 | 0 | 0 | 0 | 2 | 0 | 0 | 0 | 0 | 0 | 0 |
| LEB | 92 | 0 | 0 | 2 | 3 | 21 | 131 | 0 | 0 | 1 | 2 | 39 |
| LIB | 4 | 0 | 0 | 0 | 0 | 1 | 0 | 0 | 0 | 0 | 0 | 0 |
| MOR | 87 | 0 | 0 | 0 | 7 | 0 | 36 | 0 | 0 | 0 | 4 | 3 |
| OMA | 115 | 0 | 0 | 1 | 24 | 1 | 37 | 0 | 0 | 1 | 8 | 0 |
| PAK | 3758 | 2 | 0 | 234 | 897 | 0 | 1820 | 1 | 0 | 93 | 284 | 73 |
| PAL | 0 | 0 | 0 | 0 | 0 | 0 | 0 | 0 | 0 | 0 | 0 | 0 |
| QAT | 0 | 0 | 0 | 0 | 0 | 0 | 0 | 0 | 0 | 0 | 0 | 0 |
| SAA | 0 | 0 | 0 | 0 | 0 | 0 | 5 | 0 | 0 | 0 | 0 | 5 |
| SOM | 1035 | 0 | 0 | 37 | 113 | 4 | 519 | 0 | 5 | 24 | 27 | 121 |
| SUD | 385 | 0 | 0 | 6 | 32 | 46 | 179 | 0 | 0 | 1 | 17 | 50 |
| SYR | 570 | 0 | 62 | 3 | 11 | 0 | 348 | 0 | | 3 | 2 | 54 |
| TUN | 26 | 0 | 0 | 0 | 0 | 0 | 11 | 0 | 0 | 0 | 0 | 1 |
| UAE | 2 | 0 | 0 | 0 | 0 | 0 | 0 | 0 | 0 | 0 | 0 | 0 |
| YEM | 1737 | 0 | 0 | 43 | 114 | 667 | 720 | 0 | 0 | 0 | 0 | 720 |
| EMR | 10538 | 3 | 62 | 446 | 1713 | 776 | 5064 | 1 | 5 | 175 | 513 | 1161 |

Table 4 (B): Most recent wild contacts in EMRO, 2017 - 2018

| Year | Country | Count of wild contacts | Data |
|-------------------|-------------|------------------------|--------------------------------------|
| | | | Date of Most Recent stool collection |
| 2018 | Pakistan | 1 | 08-05-18 |
| 2018 Total | | 1 | 08-05-18 |
| 2017 | Pakistan | 2 | 04-12-17 |
| | Afghanistan | 1 | 21-05-17 |
| 2017 Total | | 3 | 04-12-17 |

Table 4 (C): Number and distribution by district of -ve index AFP cases identified as wild positive by contact in EMR, 2017-2018

| YEAR | COUNTRY | PROVINCE | DISTRICT | COUNT | First case | Last case |
|------|------------------|-------------|----------|----------|-----------------|-----------------|
| 2018 | PAK | BALUCHISTAN | DUKKI | 1 | 15-04-18 | 15-04-18 |
| | PAK Total | | | 1 | 15-04-18 | 15-04-18 |
| 2017 | AFG | HILMAND | NAWZAD | 1 | 16-04-17 | 16-04-17 |
| | AFG Total | | | 1 | 16-04-17 | 16-04-17 |



Table 5: Laboratory investigation of AFP cases with paralysis onset in 2018 up to Week (27/18) / Ending on : (08/07/2018)

| Country | Polio laboratories Sequencing performed by EGY, PAK, TUN, CDC and RIVM laboratories | AFP cases with specimens | Preliminary virus isolation results of AFP cases | | | | | | Poliovirus intratypic differentiation results # | | | | | | | | | | Indicators | | | | Latest report Date | | |
|-----------------------|--|--------------------------|--|------------|-----------|----------|------------------------|------------------------|---|-------|------|--------|-------|------|--------|-------|-----------------------------|-------------|------------|-------------|--------------------------------|---|--------------------|--|--|
| | | | Referred for ITD | | NPEV only | Negative | Pending | | Type 1 | | | Type 2 | | | Type 3 | | Discordant pending sequence | NPEV by PCR | Non-EV | Pending ITD | % specimens positive for NPEV* | % AFP cases with culture results within 14 days | | % AFP cases with ITD results within 7 days | % AFP cases with ITD results within 45 days of onset** |
| | | | L20B+ | L20B+/NPEV | | | received < / = 14 days | received > 14 days ago | Wild | Sabin | VDPV | Wild | Sabin | VDPV | Wild | Sabin | | | | | | | | | |
| | | | | | | | | | | | | | | | | | | | | | | | | | |
| Afghanistan | RRL Pakistan | 1656 | 108 | 14 | 240 | 1187 | 105 | 2 | 9 | 83 | | | | | | 76 | | | | 14% | 83% | 100% | 98% | 08/07/2018 | |
| Bahrain | PNL Oman | 19 | | | 1 | 17 | 1 | | | | | | | | | | | | | 5% | 100% | | 44% | 09/07/2018 | |
| Djibouti | NPL Kenya | | | | | | | | | | | | | | | | | | | | | | | 10/04/2017 | |
| Egypt*** | RRL Egypt | 658 | 19 | 5 | 61 | 512 | 35 | 27 | | 8 | | | | | | 15 | | 3 | 1 | 9% | 100% | 100% | 99% | 05/07/2018 | |
| Iran | NPL Iran | 449 | 11 | | 7 | 416 | 12 | 3 | | 7 | 1 | | | | | 4 | | | | 1% | 100% | 100% | 99% | 07/07/2018 | |
| Iraq | RRL Egypt | 490 | 12 | | 58 | 390 | 21 | 9 | | 6 | | | | | | 3 | | 1 | | 13% | 100% | 100% | 89% | 05/07/2018 | |
| Jordan | RRL EGYPT | 75 | 2 | | 5 | 65 | 3 | | | 1 | | | | | | 2 | | | | 10% | 100% | 100% | 67% | 08/07/2018 | |
| Kuwait | RRL Kuwait | 41 | | | 4 | 33 | 3 | 1 | | | | | | | | | | | | 7% | 95% | | 97% | 19/06/2018 | |
| Lebanon | NPL Jordan | 47 | 2 | | 3 | 42 | | | | 1 | | | | | | 1 | | | | 5% | 100% | 100% | 100% | 08/07/2018 | |
| Libya | RRL Tunisia | 62 | 1 | | 4 | 52 | 5 | | | | | | | | | 1 | | | | 7% | 100% | 100% | 96% | 06/07/2018 | |
| Morocco | NPL Morocco | 87 | | | 2 | 82 | 2 | 1 | | | | | | | | | | | | 4% | 95% | | 94% | 06/07/2018 | |
| Oman | NPL Oman | 13 | | | 2 | 10 | 1 | | | | | | | | | | | | | 21% | 92% | | 100% | 09/07/2018 | |
| Pakistan | RRL Pakistan | 5436 | 235 | 17 | 865 | 4013 | 296 | 7 | 2 | 157 | | | | | | 174 | | 2 | | 14% | 84% | 99% | 97% | 08/07/2018 | |
| Palestine & UNRWA | | 25 | | | 3 | 22 | | | | | | | | | | | | | | 12% | 68% | | 100% | 08/07/2018 | |
| Qatar | NPL Oman | 8 | | | 1 | 7 | | | | | | | | | | | | | | 13% | 86% | | 100% | 09/07/2018 | |
| Saudi Arabia | NPL Oman | 103 | 2 | | | 98 | 1 | 4 | | | | | | | | | | | | 0% | 99% | | | 21/06/2018 | |
| Somalia | NPL Kenya | 173 | 12 | | 13 | 120 | 11 | 17 | | 7 | | 3 | 1 | | 6 | 2 | | | | 9% | 17% | | 100% | 08/07/2018 | |
| Sudan | RRL Egypt | 216 | 4 | | 17 | 186 | | 9 | | 3 | | | | | | 1 | | 3 | | 11% | 100% | 100% | 57% | 21/05/2018 | |
| Syria | RRL Egypt | 185 | 3 | | 4 | 163 | 14 | 1 | | 1 | | | | | | | | | | 2% | 100% | 100% | 50% | 05/07/2018 | |
| Tunisia | RRL Tunisia | 46 | | | 1 | 43 | 2 | | | | | | | | | | | | | 2% | 98% | | 98% | 06/07/2018 | |
| U.A.E | NPL Oman | 24 | | | 3 | 21 | | | | | | | | | | | | | | 10% | 83% | | 88% | 09/07/2018 | |
| Yemen | RRL Egypt | | | | | | | | | | | | | | | | | | | | | | | 05/07/2018 | |
| Total EMR 2018 | | 9813 | 411 | 36 | 1294 | 7479 | 512 | 81 | 11 | 274 | 1 | 3 | 1 | 283 | 2 | | 9 | 1 | | 12% | 87% | 99% | 97% | | |
| Total EMR 2017 | | 18238 | 942 | 103 | 3557 | 13614 | | 21 | 21 | 598 | | 10 | 34* | 705 | 1 | 21 | 25 | 4 | | 16% | 98% | 99% | 96% | | |

* Specimens from all sources including non-AFP cases, excluding environmental samples

* In 2017, 41 cVDPV2 were isolated from Syria by other Global Polio Laboratories Network (GPLN)

** This indicator reflects surveillance and laboratory activities

Syria reported a total of 74 cVDPV2 cases in 2017 out of which 8 were identified by positive contacts



Table 6: Environmental isolate by year and type

| Country | Status | 2015 | 2016 | 2017 | 2018 |
|--------------------|--------------|-------------|-------------|-------------|------------|
| AFG | NEGATIVE | 129 | 183 | 274 | 125 |
| | PENDING | | | | 20 |
| | WILD | 20 | 2 | 42 | 23 |
| AFG Total | | 149 | 185 | 316 | 168 |
| EGY | NEGATIVE | 495 | 528 | 522 | 248 |
| | PENDING | | | | 30 |
| | VDPV2 | 3 | 1 | | |
| EGY Total | | 498 | 529 | 522 | 278 |
| IRN | NEGATIVE | | | 6 | 20 |
| IRN Total | | | | 6 | 20 |
| JOR | NEGATIVE | | 2 | 32 | 10 |
| | PENDING | | | | 8 |
| JOR Total | | | 2 | 32 | 18 |
| LEB | NEGATIVE | | 4 | 27 | 7 |
| | PENDING | | | | 14 |
| LEB Total | | | 4 | 27 | 21 |
| PAK | NEGATIVE | 347 | 462 | 523 | 267 |
| | PENDING | | | | 20 |
| | WILD | 79 | 59 | 105 | 43 |
| | WILD & VDPV2 | 5 | 3 | 1 | |
| | VDPV2 | 8 | 5 | 4 | |
| PAK Total | | 439 | 529 | 633 | 330 |
| SOM | NEGATIVE | | | 34 | 70 |
| | PENDING | | | | 17 |
| | VDPV2 | | | 2 | 10 |
| | VDPV3 | | | | 7 |
| SOM Total | | | 36 | 104 | |
| SYR | NEGATIVE | | | 4 | 26 |
| | PENDING | | | | 7 |
| SYR Total | | | 4 | 33 | |
| Grand Total | | 1086 | 1249 | 1576 | 972 |

Table 7: Environmental Wild/VDPV isolate by site

| Country | COUNTRY | Status | PROVINCE | DISTRICT | Count | First date | Last date | |
|-------------------|------------------|-----------|-------------|--------------------|-----------------|---------------|---------------|-----------|
| 2017 | AFG | WILD | HILMAND | LASHKARGAH | 8 | 26-Apr | 26-Dec | |
| | | | | NAHR-E-SARAJ | 1 | 25-Sep | 25-Sep | |
| | | | | KABUL | 1 | 25-Oct | 25-Oct | |
| | | | | KANDAHAR | 18 | 26-Jan | 27-Dec | |
| | | | | KUNAR | 1 | 25-Dec | 25-Dec | |
| | | | | NANGARHAR | 3 | 24-Sep | 26-Dec | |
| | | | | JALALABAD | 10 | 24-Jan | 26-Dec | |
| | AFG Total | | | | 42 | 24-Jan | 27-Dec | |
| | PAK | WILD | BALOCHISTAN | KABDULLAH | 12 | 1-Jan | 15-Oct | |
| | | | | LORALAI | 3 | 17-Sep | 17-Nov | |
| | | | | PISHIN | 5 | 2-Jan | 2-Oct | |
| | | | | QUETTA | 12 | 1-Jan | 20-Dec | |
| | | | | ZHOB | 1 | 18-Dec | 18-Dec | |
| | | | | ISLAMABAD | 5 | 10-Feb | 10-Jul | |
| | | | | KHYBER PAKHTUNKHWA | 8 | 10-Jan | 11-Dec | |
| | | | | PUNJAB | LAHORE | 1 | 18-Dec | 18-Dec |
| | | | | | MULTAN | 1 | 9-Jan | 9-Jan |
| | | | | | RAWALPINDI | 8 | 10-Jan | 10-Oct |
| | | | | | JACOBABAD | 4 | 11-Aug | 13-Dec |
| | | | | SINDH | KAMBAR | 1 | 15-Aug | 15-Aug |
| | | | | | KHIBALDIA | 2 | 8-Aug | 3-Nov |
| | | | | | KHIGADAP | 21 | 9-Jan | 12-Dec |
| | | | | | KHIGIQBAL | 6 | 3-Feb | 10-Oct |
| KHIKORANGI | | | | 1 | 16-Oct | 16-Oct | | |
| KHILANDHI | 7 | 16-Mar | 14-Dec | | | | | |
| KHISITE | 5 | 7-Aug | 4-Dec | | | | | |
| SUKKUR | 2 | 11-Apr | 19-Sep | | | | | |
| WILD & VDPV2 | BALOCHISTAN | KABDULLAH | 1 | 15-Jul | 15-Jul | | | |
| VDPV2 | BALOCHISTAN | PISHIN | 1 | 2-May | 2-May | | | |
| QUETTA | 3 | 3-Apr | 29-May | | | | | |
| PAK Total | | | | 110 | 1-Jan | 20-Dec | | |
| SOM | VDPV2 | BANADIR | WABERI | 2 | 22-Oct | 2-Nov | | |
| SOM Total | | | | 2 | 22-Oct | 2-Nov | | |
| 2017 Total | | | | 154 | 1-Jan | 27-Dec | | |
| 2018 | AFG | WILD | HILMAND | LASHKARGAH | 1 | 8-Jan | 8-Jan | |
| | | | | KABUL | 1 | 26-Feb | 26-Feb | |
| | | | | KANDAHAR | 9 | 8-Jan | 6-Jun | |
| | | | | KUNAR | 1 | 24-Apr | 24-Apr | |
| | | | | NANGARHAR | 2 | 28-Jan | 25-Feb | |
| | | | | JALALABAD | 9 | 27-Jan | 25-Jun | |
| | | | | AFG Total | | | | 23 |
| | PAK | WILD | BALOCHISTAN | KABDULLAH | 1 | 1-Jan | 1-Jan | |
| | | | | LORALAI | 1 | 17-Mar | 17-Mar | |
| | | | | QUETTA | 4 | 13-Feb | 28-May | |
| | | | | ISLAMABAD | 2 | 10-Jan | 11-Jun | |
| | | | | KHYBER PAKHTUNKHWA | BANNU | 1 | 31-Mar | 31-Mar |
| | | | | KOHAT | 3 | 5-Jan | 27-Jun | |
| | | | | PESHAWAR | 8 | 10-Jan | 25-Jun | |
| | | | | PUNJAB | DERA GHAZI KHAN | 1 | 12-Feb | 12-Feb |
| | | | | | LAHORE | 1 | 11-Jun | 11-Jun |
| | | | | | RAWALPINDI | 4 | 10-Jan | 11-Jun |
| | | | | | HYDERABAD | 1 | 9-Feb | 9-Feb |
| | | | | JACOBABAD | 2 | 12-Feb | 7-Mar | |
| | | | | KAMBAR | 2 | 7-Apr | 7-May | |
| | | | | KHIGADAP | 6 | 15-Feb | 8-Jun | |
| | | | | KHILANDHI | 2 | 10-Jan | 20-Apr | |
| | | | | KHISITE | 1 | 1-Jan | 1-Jan | |
| SUKKUR | 1 | 8-Feb | 8-Feb | | | | | |
| KHILIAQAT | 1 | 7-Mar | 7-Mar | | | | | |
| FATA | BAJOUR | 1 | 19-May | 19-May | | | | |
| PAK Total | | | | 43 | 1-Jan | 27-Jun | | |
| SOM | VDPV2 | BANADIR | HAMAR WEYN | 6 | 4-Jan | 17-May | | |
| | | | HODAN | 1 | 22-Feb | 22-Feb | | |
| | | | WABERI | 3 | 1-Mar | 17-May | | |
| | | | HAMAR WEYN | 5 | 8-Mar | 5-Apr | | |
| VDPV3 | BANADIR | WABERI | 2 | 8-Mar | 19-Apr | | | |
| SOM Total | | | | 17 | 4-Jan | 17-May | | |
| 2018 Total | | | | 83 | 1-Jan | 27-Jun | | |



Figure 1: Non Polio AFP Rate and Wild Virus in EMR 01/01/2018 - 08/07/2018

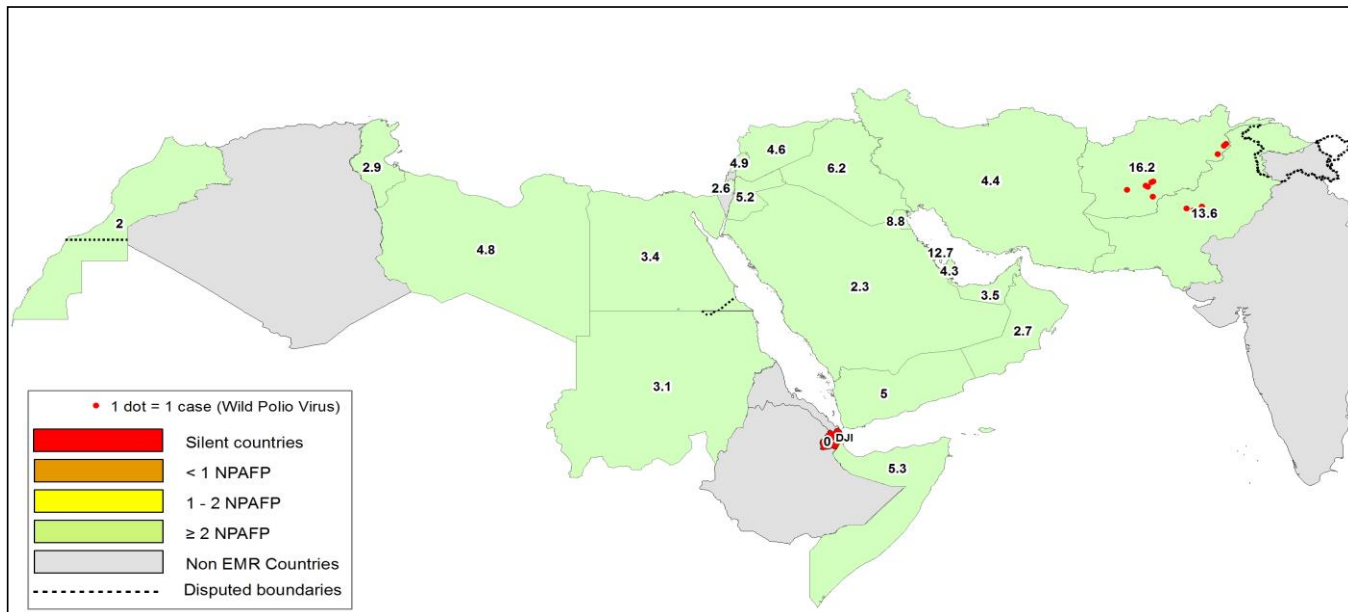


Figure 2: Percent of AFP cases with Adequate Samples & Compatible Cases in EMR 01/01/2018 - 08/07/2018

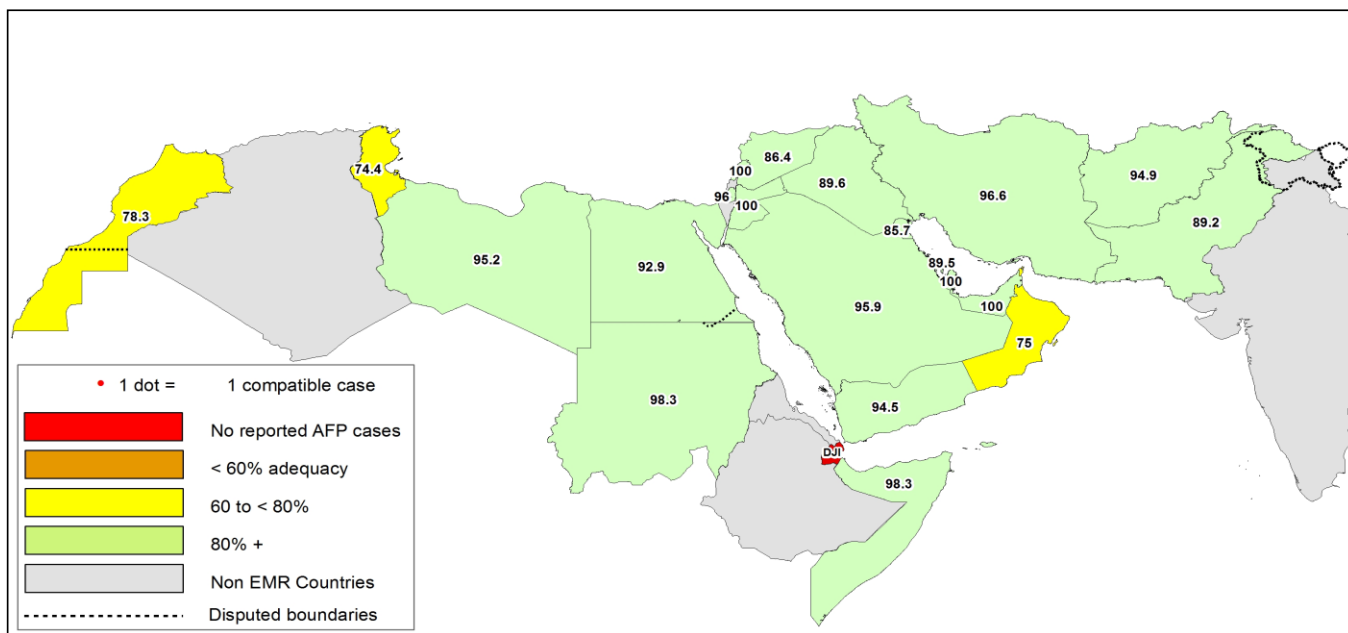


Table 8: Wild polio cases by country and date of onset of paralysis in EMR, 2017 - 2018

| Year | COUNTRY | P1 | | |
|------------|---------|-------|------------|-----------|
| | | Count | First Case | Last Case |
| 2017 | AFG | 14 | 13-01-17 | 28-12-17 |
| | PAK | 8 | 28-01-17 | 15-11-17 |
| 2017 Total | | 22 | 13-01-17 | 28-12-17 |
| 2018 | AFG | 9 | 01-01-18 | 01-06-18 |
| | PAK | 3 | 08-03-18 | 18-05-18 |
| 2018 Total | | 12 | 01-01-18 | 01-06-18 |

Last reported wild Polio P3 from Pakistan with date of onset 18/04/2012



Figure 3: Non Polio AFP rate by Province in Afghanistan & by District in Pakistan 01/01/2018 - 08/07/2018

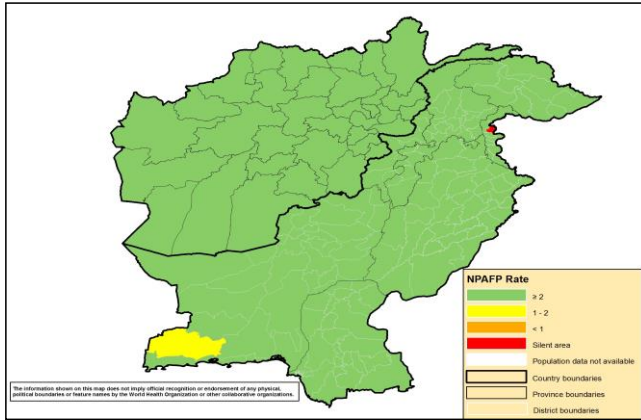


Figure 4: Percent of AFP cases with Adequate Samples in Afghanistan by Province & Pakistan by District 01/01/2018 - 08/07/2018

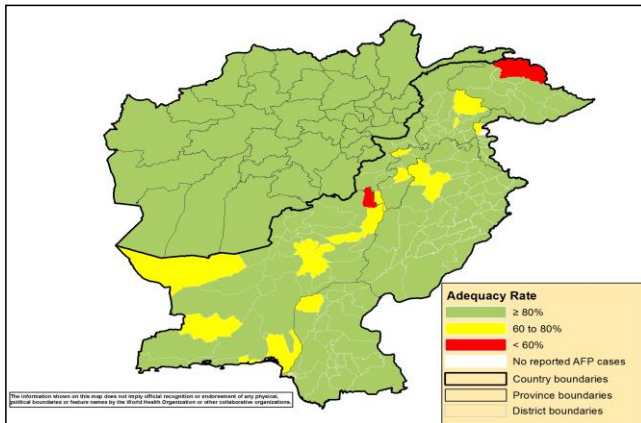
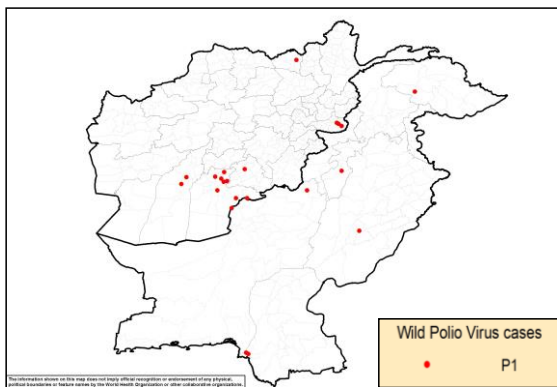


Figure 5: Wild Virus Cases by Type & District in Afghanistan & Pakistan

5a: 01/01/2017 - 31/12/2017



5b: 01/01/2018 - 08/07/2018

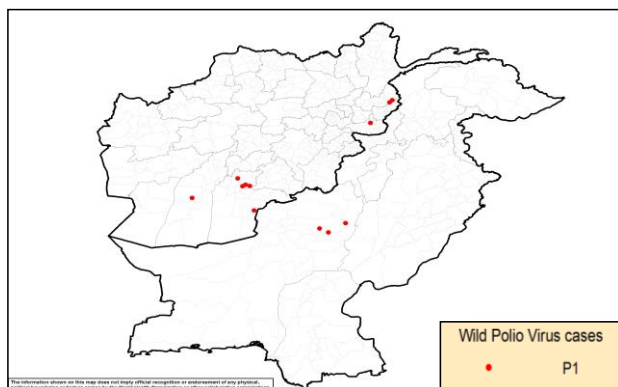




Table 9: Wild Polio cases by district and date of onset of paralysis, Afghanistan 2017-2018

| ONSETYR | PROVINCE | DISTRICT | Count | First case | Last case |
|-------------------|---------------|---------------|-----------|-----------------|-----------------|
| 2018 | HILMAND | NAD-E-ALI | 1 | 01-06-18 | 01-06-18 |
| | KANDAHAR | SHAHWALIKOT | 3 | 05-01-18 | 27-04-18 |
| | | KHAKREZ | 1 | 25-02-18 | 25-02-18 |
| | | SPINBOLDAK | 1 | 06-01-18 | 06-01-18 |
| | KUNAR | GHAZIABAD | 2 | 14-02-18 | 03-03-18 |
| NANGARHAR | KAMA | 1 | 01-01-18 | 01-01-18 | |
| 2018 Total | | | 9 | 01-01-18 | 01-06-18 |
| 2017 | KANDAHAR | SPINBOLDAK | 1 | 28-12-17 | 28-12-17 |
| | | SHAHWALIKOT | 5 | 19-06-17 | 03-12-17 |
| | | KANDAHAR | 1 | 13-01-17 | 13-01-17 |
| | NANGARHAR | MUHMAND DARA | 1 | 05-11-17 | 05-11-17 |
| | | BATIKOT | 2 | 15-09-17 | 11-10-17 |
| | ZABUL | ARGHANDAB (Z) | 1 | 10-07-17 | 10-07-17 |
| | HILMAND | NAWZAD | 1 | 16-04-17 | 16-04-17 |
| | | NAHR-E-SARAJ | 1 | 21-01-17 | 21-01-17 |
| KUNDUZ | DASHT-E-ARCHI | 1 | 21-02-17 | 21-02-17 | |
| 2017 Total | | | 14 | 13-01-17 | 28-12-17 |

Table 10: Wild Polio cases by district and date of onset of paralysis, Pakistan 2017-2018

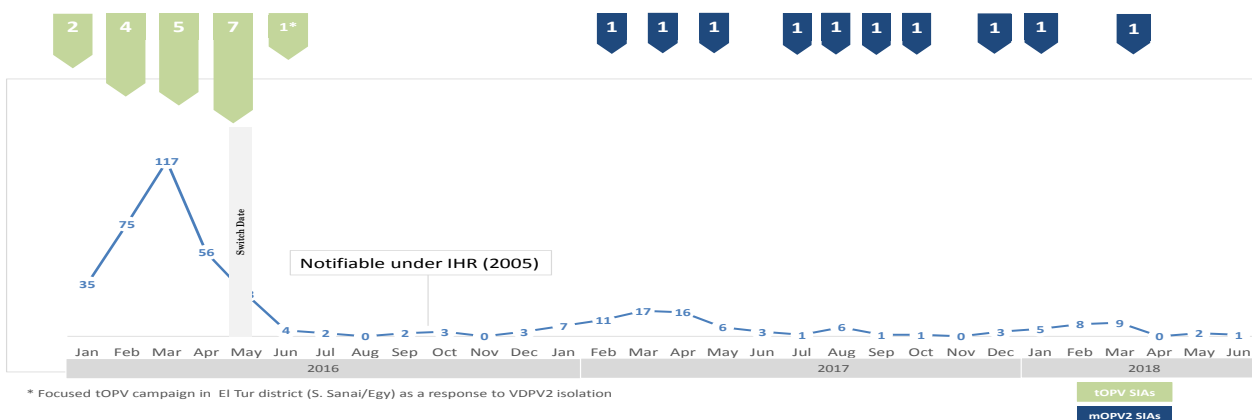
| ONSETYR | PROVINCE | DISTRICT | Count | First case | Last case |
|-------------------|------------------|-----------|----------|-----------------|-----------------|
| 2018 | BALUCHISTAN | DUKKI | 3 | 08-03-18 | 18-05-18 |
| 2018 Total | | | 3 | 08-03-18 | 18-05-18 |
| 2017 | BALUCHISTAN | ZHOB | 1 | 15-11-17 | 15-11-17 |
| | | KABDULAH | 2 | 11-06-17 | 13-11-17 |
| | SINDH | KHIGADAP | 1 | 09-11-17 | 09-11-17 |
| | | KHIGIQBAL | 1 | 11-08-17 | 11-08-17 |
| | KHYBER PAKHTOON | LAKKIMRWT | 1 | 21-08-17 | 21-08-17 |
| | GILGIT BALTISTAN | DIAMER | 1 | 13-02-17 | 13-02-17 |
| | PUNJAB | LODHRAN | 1 | 28-01-17 | 28-01-17 |
| 2017 Total | | | 8 | 28-01-17 | 15-11-17 |

Table 11: Circulating VDPV cases and date of onset of paralysis in EMR countries by districts 2017-2018

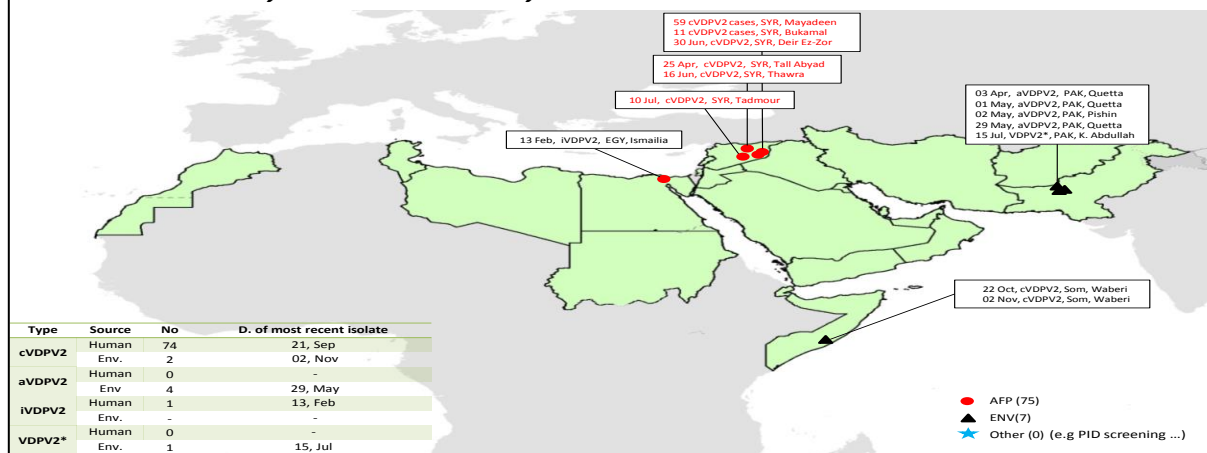
| Year | COUNTRY | PROVINCE | DISTRICT | Count | First Case | Last Case |
|-------------------|------------------|--------------|-------------|-----------|-----------------|-----------------|
| 2017 | SYR | HOMS | TADMOUR | 1 | 10-07-17 | 10-07-17 |
| | | DEIR_AL_ZOUR | DEIR ALZOUR | 1 | 30-06-17 | 30-06-17 |
| | | DEIR_AL_ZOUR | BOKAMAL | 12 | 25-06-17 | 21-09-17 |
| | | DEIR_AL_ZOUR | MAYADEEN | 58 | 05-03-17 | 09-09-17 |
| | | RAQUA | THAWRA | 1 | 16-06-17 | 16-06-17 |
| | | RAQUA | TALABYAD | 1 | 25-04-17 | 25-04-17 |
| | SYR Total | | | 74 | 05-03-17 | 21-09-17 |
| 2017 Total | | | | 74 | 05-03-17 | 21-09-17 |



Sabin Like Type-2 Poliovirus Isolates (H & E) EMR, 2016-17-18



VDPV2 isolates, EMR countries, 2017



VDPV2 isolates, EMR countries, 2018

