

Highlights of this Polio Fax Bulletin No. 1029 for Week 25 2018

I. Poliovirus Transmission

1. No new wild poliovirus type-1 (WPV1) case reported this week.

In 2018, total WPV1 cases are 11 so far (Afghanistan – 8 and Pakistan – 3).

2. *New circulating vaccine derived poliovirus type-2 (cVDPV2) or cVDPV3*

- i. An advance notification of two cVDPV3 and one co-infected (cVDPV2 & cVDPV3) cases in Somalia. The co-infected case with date of onset on 11 May is from Bullo Burti district in Hiran region. In addition, cVDPV3 was isolated from three contacts of the case. The two-cVDPV3 cases with dates of onset on 16 and 23 May are from Warsheikh district of Middle Shabelle region.
- ii. No new positive environmental samples for cVDPV2 reported this week from Somalia. The date of collection of most recent positive environmental sample for cVDPV2 was on 17 May 2018.
- iii. No reporting of a new positive environmental sample for cVDPV3. The date of collection of most recent positive environmental sample for cVDPV3 in Somalia, Banadir province, Waberi district, was on 19 April 2018.
- iv. The most recent cVDPV2 case in Syria had onset of paralysis on 21 September 2017

3. *WPV1 isolates from environmental samples*

- i. No new environmental samples positive for wild poliovirus type 1 were reported this week, neither from Afghanistan nor from Pakistan.
- ii. The most recent positive samples collected on 28 May 2018 in Afghanistan and 28 May 2018 in Pakistan.

II. Surveillance performance indicators

1. Eighteen of 22 member states are meeting the global target of the two key surveillance indicators, namely non polio AFP rate of 2 per 100,000 children aged below 15 years and percent AFP cases with adequate specimen 80% and above.
 - i. Djibouti is missing both indicators. No AFP case reported since April 2017
 - ii. Morocco has a non-polio AFP rate less than 2/100,000 (1.8)
 - iii. Oman and Tunisia have below 80% AFP cases with adequate specimen (75 and 74.4 percent respectively).
2. Yemen has the highest number of 2017 AFP cases (107), which are not yet finally classified. Three other countries having pending case(s) of 2017 include Somalia (1), Djibouti (4) and Pakistan (4).



AFP SURVEILLANCE

25-Jun-18

Week 25, ending 24 June 2018

Number 1029

Table 1: Acute Flaccid Paralysis (AFP) cases by week of onset

Country	Reported AFP cases by week of onset - Week (25/18) / Ending on : 24/06/2018														
	Total AFP 2016	Total AFP 2017	Total AFP to date, 2018	W14 08 Apr 18	W15 15 Apr 18	W16 21 Apr 18	W17 29 Apr 18	W18 06 May 18	W19 13 May 18	W20 20 May 18	W21 27 May 18	W22 03 Jun 18	W23 10 Jun 18	W24 17 Jun 18	W25 24 Jun 18
Afghanistan	2905	3094	1582	65	71	67	52	88	66	60	53	61	50	20	3
Bahrain	14	18	19	1	0	2	1	1	0	1	1	0	0	0	0
Djibouti	3	4	0												
Egypt	1092	1242	638	26	29	21	20	34	24	22	21	28	14	15	3
Iran	776	820	408	19	18	20	18	23	17	27	27	10	7	0	
Iraq	605	699	463	18	22	27	14	23	16	18	20	23	10	1	1
Jordan ****	107	116	65	2	4	6	5	7	2	4	2	1	1	3	
Kuwait	50	69	39	2	3	4	1	2	2	0	1	1	1	1	1
Lebanon ****	111	75	44	1	2	0	1	1	5	4	3	0	1	1	
Libya	70	88	57	8	0	5	3	4	3	4	3	5	1	0	
Morocco	84	143	79	1	1	3	3	3	4	5	1	0	0		
Oman	39	40	12	0	0	1	1	2	0	0	1	0	0	0	0
Pakistan	7848	10317	5083	276	233	218	194	285	241	182	176	171	108	15	0
Palestine ****	46	43	23	1	0	0	2	1	3	1	1	0	0		
Qatar	9	18	8	0	1	0	1	0	1	1	0	0	0		
Saudi Arabia	273	276	97	8	4	7	2	7	4	3	2	3	3		
Somalia	316	345	157	5	8	6	8	5	8	7	4	8	4	1	0
Sudan	509	570	261	9	12	16	9	11	8	7	16	11	3		
Syria ****	303	362	169	7	6	3	3	4	5	5	3	5	2	5	
Tunisia	90	67	39	3	0	1	2	2	2	1	3	0	1	0	
U.A.E	42	58	23	1	1	0	1	1	1	1	1	1	0	1	0
Yemen	715	713	351	12	12	11	17	8	10	8	5	3	0	2	
Total EMR	16007	19177	9617	465	427	418	358	512	422	361	344	331	206	65	8

□ No data = No report received

Table 2: Confirmed polio cases by month of onset

Country	Total year 2016	Total year 2017	24/06		Confirmed polio cases by month of onset											
			2017	2018	July 2017	August 2017	September 2017	October 2017	November 2017	December 2017	January 2018	February 2018	March 2018	April 2018	May 2018	June 2018
Afghanistan	13	14	5	8	1	0	1	3	2	2	3	3	1	1		
Bahrain	0	0	0	0	0	0	0	0	0	0	0	0	0	0		
Djibouti	0	0	0	0												
Egypt	0	0	0	0	0	0	0	0	0	0	0		0	0		
Iran	0	0	0	0	0	0	0	0	0	0	0	0	0	0		
Iraq	0	0	0	0	0	0	0	0	0	0	0	0	0	0		
Jordan ****	0	0	0	0	0	0	0	0	0	0	0	0	0	0		
Kuwait	0	0	0	0	0	0	0	0	0	0	0	0	0	0	0	
Lebanon ****	0	0	0	0	0	0	0	0	0	0	0	0	0	0		
Libya	0	0	0	0	0	0	0	0	0	0	0	0	0	0		
Morocco	0	0	0	0	0	0	0	0	0	0	0	0	0	0		
Oman	0	0	0	0	0	0	0	0	0	0	0	0	0	0	0	
Pakistan	20	8	3	3	0	2	0	0	3	0	0	0	1	1	1	
Palestine ****	0	0	0	0	0	0	0	0	0	0	0	0	0	0		
Qatar	0	0	0	0	0	0	0	0	0	0	0	0	0	0		
Saudi Arabia	0	0	0	0	0	0	0	0	0	0	0	0	0	0		
Somalia	0	0	0	0	0	0	0	0	0	0	0	0	0	0		
Sudan	0	0	0	0	0	0	0	0	0	0	0	0	0	0		
Syria ****	0	0	0	0												
Tunisia	0	0	0	0	0	0	0	0	0	0	0	0	0	0		
U.A.E	0	0	0	0	0	0	0	0	0	0	0	0	0	0		
Yemen	0	0	0	0	0	0	0									
Total EMR	33	22	8	11	1	2	1	3	5	2	3	3	2	2	1	0

**** UNRWA cases are included with those of country of residence



Table 3: Investigation of AFP cases with paralysis onset in 2017 & 2018 up to Week (25/18) / Ending on : 24/06/2018

COUNTRY	2017												2018												Latest line List Date
	AFP									Specimen	Wild cases ****		AFP									Specimen	Wild cases ****		
	Total AFP cases onset 2017	Case classification					Non polio AFP rate **	AFP cases pending classification > 90 days from onset of paralysis	AFP cases pending classification and lab > 90 days from onset of paralysis	% with *** adequate specimens	Wild P1 Poliovirus	Wild P3 Poliovirus	Total AFP cases onset 2018	Case classification					Annualized Non polio AFP rate **	AFP cases pending classification > 90 days from onset of paralysis	AFP cases pending classification and lab > 90 days from onset of paralysis	% with *** adequate specimens	Wild P1 Poliovirus	Wild P3 Poliovirus	
		Total Confirmed Polio Cases *	Polio Compatible	Pending Classification	Discarded (non polio AFP)	VDPV								Total Confirmed Polio Cases *	Polio Compatible	Pending Classification	Discarded (non polio AFP)	VDPV							
Afghanistan	3094	14	0	0	3080	1	15.2	0	0	93.5	14	0	1582	8	0	165	1409	0	16.2	13	2	95.0	8	0	24-06-2018
Bahrain	18	0	0	0	18	0	6.2	0	0	100.0	0	0	19	0	0	13	6	0	13.7	6	0	89.5	0	0	24-06-2018
Djibouti	4	0	0	4	0	0	1.3	4	4	100.0	0	0	0	0	0	0	0	0	0.0	0	0		0	0	10-04-2017
Egypt	1242	0	0	0	1240	2	3.3	0	0	94.4	0	0	638	0	0	89	549	0	3.5	0	0	90.1	0	0	23-06-2018
Iran	820	0	0	0	820	0	4.3	0	0	96.7	0	0	408	0	0	29	379	0	4.4	0	0	97.1	0	0	20-06-2018
Iraq	699	0	0	0	699	0	4.7	0	0	86.7	0	0	463	0	0	80	383	0	6.3	14	0	90.1	0	0	22-06-2018
Jordan	116	0	0	0	116	0	4.2	0	0	100.0	0	0	65	0	0	33	32	0	4.8	3	0	100.0	0	0	21-06-2018
Kuwait	69	0	0	0	69	0	7.5	0	0	92.8	0	0	39	0	0	4	35	0	8.8	0	0	84.6	0	0	10-06-2018
Lebanon	75	0	0	0	75	0	4.0	0	0	80.0	0	0	44	0	0	6	38	0	4.9	0	0	100.0	0	0	22-06-2018
Libya	88	0	0	0	88	0	4.3	0	0	96.6	0	0	57	0	0	12	45	0	4.7	0	0	94.7	0	0	17-06-2018
Morocco	143	0	0	0	143	0	1.3	0	0	67.1	0	0	79	0	0	24	55	0	1.8	7	0	84.8	0	0	14-06-2018
Oman	40	0	0	0	40	0	4.5	0	0	90.0	0	0	12	0	0	0	12	0	2.9	0	0	75.0	0	0	10-06-2018
Pakistan	10317	8	2	4	10303	0	13.2	4	0	85.6	8	0	5083	3	0	534	4546	0	13.6	163	0	89.3	3	0	24-06-2018
Palestine	43	0	0	0	43	0	2.3	0	0	97.7	0	0	23	0	0	9	14	0	2.5	0	0	95.7	0	0	10-06-2018
Qatar	18	0	0	0	18	0	6.1	0	0	100.0	0	0	8	0	0	6	2	0	4.7	1	0	100.0	0	0	10-06-2017
Saudi Arabia	276	0	0	0	276	0	3.5	0	0	98.9	0	0	97	0	0	68	29	0	2.5	22	21	95.9	0	0	14-06-2018
Somalia	345	0	0	1	344	0	6.0	1	1	99.1	0	0	157	0	0	21	134	3	5.1	0	0	98.1	0	0	17-06-2018
Sudan	570	0	0	0	570	0	3.2	0	0	96.3	0	0	261	0	0	27	234	0	3.0	0	0	98.5	0	0	14-06-2018
Syria	362	0	1	0	287	74	4.7	0	0	80.9	0	0	169	0	0	21	148	0	4.6	0	0	86.4	0	0	23-06-2018
Tunisia	67	0	0	0	67	0	2.5	0	0	74.6	0	0	39	0	0	11	28	0	3.1	2	0	74.4	0	0	22-06-2018
U.A.E	58	0	0	0	58	0	5.7	0	0	96.6	0	0	23	0	0	3	20	0	3.8	0	0	100.0	0	0	24-06-2018
Yemen	713	0	0	107	606	0	5.2	107	81	90.2	0	0	351	0	0	336	15	0	5.2	225	214	95.2	0	0	23-06-2018
EMR	19177	22	3	116	18960	77	7.7	116	86	88.9	22	0	9617	11	0	1491	8113	3	8.0	456	237	91.4	11	0	
2016	16008	33	5	1	15961	8	6.4	0	0	89.6	33	0													

* Confirmed polio cases refer to wild isolation from AFP cases or from contacts of negative index AFP cases

** Non-polio AFP per 100,000 children <15 years

*** Adequate here refers to two stool specimens collected at least 24 hours apart, within 14 days of paralysis onset

**** AFP cases co infected with P1 and P3 are counted separately as wild isolates



World Health Organization – Regional Office for Eastern Mediterranean
AFP SURVEILLANCE
Week 25, ending 24 June 2018

25-Jun-18
Number 1029

Table 4 (a): Lab results of contacts' samples in EMR, 2017 - 2018

COUNTRY	2017						2018					
	# OF CONTACTS	LAB RESULTS					# OF CONTACTS	LAB RESULTS				
		WILD	VDPV	SL	NPEV	PENDING		WILD	VDPV	SL	NPEV	PENDING
AFG	1424	1	0	88	347	0	435	0	0	25	80	27
BAH	2	0	0	0	0	0	2	0	0	0	0	0
DJI	0	0	0	0	0	0	0	0	0	0	0	0
EGY	450	0	0	9	63	18	218	0	0	10	24	20
IRN	143	0	0	5	1	0	76	0	0	2	2	0
IRQ	698	0	0	18	101	16	444	0	0	10	54	39
JOR	2	0	0	0	0	0	0	0	0	0	0	0
KUW	8	0	0	0	0	2	0	0	0	0	0	0
LEB	92	0	0	2	3	21	122	0	0	1	2	70
LIB	4	0	0	0	0	1	0	0	0	0	0	0
MOR	87	0	0	0	7	0	33	0	0	0	4	13
OMA	115	0	0	1	24	1	37	0	0	1	8	0
PAK	3758	2	0	234	897	0	1820	1	0	93	284	73
PAL	0	0	0	0	0	0	0	0	0	0	0	0
QAT	0	0	0	0	0	0	0	0	0	0	0	0
SAA	0	0	0	0	0	0	5	0	0	0	0	5
SOM	1035	0	0	37	113	4	471	0	4	24	23	100
SUD	385	0	0	6	32	46	172	0	0	1	11	57
SYR	570	0	63	3	11	0	312	0	0	3	2	19
TUN	26	0	0	0	0	0	11	0	0	0	0	1
UAE	2	0	0	0	0	0	0	0	0	0	0	0
YEM	1737	0	0	43	114	667	720	0	0	0	0	720
EMR	10538	3	63	446	1713	776	4878	1	4	170	494	1144

Table 4 (B): Most recent wild contacts in EMRO, 2017 - 2018

Year	Country	Data	
		Count of wild contacts	Date of Most Recent stool collection
2018	Pakistan	1	08-05-18
2018 Total		1	08-05-18
2017	Pakistan	2	04-12-17
	Afghanistan	1	21-05-17
2017 Total		3	04-12-17

Table 4 (C): Number and distribution by district of -ve index AFP cases identified as wild positive by contact in EMR, 2017-2018

YEAR	COUNTRY	PROVINCE	DISTRICT	COUNT	First case	Last case
2018	PAK	BALUCHISTAN	DUKKI	1	15-04-18	15-04-18
	PAK Total			1	15-04-18	15-04-18
2017	AFG	HILMAND	NAWZAD	1	16-04-17	16-04-17
	AFG Total			1	16-04-17	16-04-17



Table 5: Laboratory investigation of AFP cases with paralysis onset in 2018 up to Week (25/18) / Ending on : (24/06/2018)

Country	Polio laboratories Sequencing performed by EGY, PAK, TUN, CDC and RIVM laboratories	AFP cases with specimens	Preliminary virus isolation results of AFP cases						Poliovirus intratypic differentiation results #										Indicators				Latest report Date				
			Referred for ITD		NPEV only	Negative	Pending		Type 1			Type 2			Type 3		Discordant pending sequence	NPEV by PCR	Non-EV	Pending ITD	% specimens positive for NPEV*	% AFP cases with culture results within 14 days		% AFP cases with ITD results within 7 days	% AFP cases with ITD results within 45 days of onset**		
			L20B+	L20B+&NPEV			received < / = 14 days	received > 14 days ago	Wild	Sabin	VDPV	Wild	Sabin	VDPV	Wild	Sabin										VDPV	
Afghanistan	RRL Pakistan	1544	105	14	222	1116	87		8	81						74							14%	82%	100%	98%	24/06/2018
Bahrain	PNL Oman	18			1	17																5%	100%		44%	19/06/2018	
Djibouti	NPL Kenya																									10/04/2017	
Egypt***	RRL Egypt	612	19	5	59	472	21	37	8							15		3		1		9%	100%	100%	99%	21/06/2018	
Iran	NPL Iran	410	10		7	371	8	14	6							4		1				1%	99%	100%	99%	16/06/2018	
Iraq	RRL Egypt	463	11		50	356	17	29	6							3		1				12%	100%	100%	89%	21/06/2018	
Jordan	RRL EGYPT	70	2		5	61	2		1							2						11%	100%	100%	67%	21/06/2018	
Kuwait	RRL Kuwait	40			4	31	1	4														7%	94%		97%	19/06/2018	
Lebanon	NPL Jordan	45	2		2	41			1							1						4%	100%	100%	100%	21/06/2018	
Libya	RRL Tunisia	57	1		3	49	4									1						6%	100%	100%	96%	22/06/2018	
Morocco	NPL Morocco	56			1	50		5														5%	100%		98%	20/04/2018	
Oman	NPL Oman	12			2	10																21%	92%		100%	19/06/2018	
Pakistan	RRL Pakistan	5057	229	17	805	3737	259	7	2	157						170		1				14%	83%	99%	97%	24/06/2018	
Palestine & UNRWA		23			3	17		3														15%	70%		100%	10/06/2018	
Qatar	NPL Oman	8			1	7																13%	86%		100%	19/06/2018	
Saudi Arabia	NPL Oman	102	2			96	4	2														0%	100%			21/06/2018	
Somalia	NPL Kenya	157	12		12	112	3	18		7	2	3	1		6	2						9%	16%		100%	17/06/2018	
Sudan	RRL Egypt	216	4		17	186		9		3						1					3	11%	100%	100%	57%	21/05/2018	
Syria	RRL Egypt	167	3		3	146	11	4		1												1%	100%	100%	50%	21/06/2018	
Tunisia	RRL Tunisia	44			1	42		1														2%	100%		98%	22/06/2018	
U.A.E	NPL Oman	23			2	21																7%	83%		87%	19/06/2018	
Yemen	RRL Egypt																									21/06/2018	
Total EMR 2018		9124	400	36	1200	6938	417	133	10	271	2	3	1		277	2	1	8		1		12%	86%	100%	97%		
Total EMR 2017		18238	942	103	3557	13614		21	21	598		10	34*		705	1	21	25	4			16%	98%	99%	96%		

* Specimens from all sources including non-AFP cases, excluding environmental samples

* In 2017, 41 cVDPV2 were isolated from Syria by other Global Polio Laboratories Network (GPLN)

** This indicator reflects surveillance and laboratory activities

Syria reported a total of 74 cVDPV2 cases in 2017 out of which 8 were identified by positive contacts



Table 6: Environmental isolate by year and type

Country	Status	2015	2016	2017	2018
AFG	NEGATIVE	129	183	274	119
	PENDING				8
	WILD	20	2	42	21
AFG Total		149	185	316	148
EGY	NEGATIVE	495	528	522	225
	PENDING				31
	VDPV2	3	1		
EGY Total		498	529	522	256
IRN	NEGATIVE			6	16
IRN Total				6	16
JOR	NEGATIVE		2	32	8
	PENDING				7
JOR Total			2	32	15
LEB	NEGATIVE		4	27	7
	PENDING				10
LEB Total			4	27	17
PAK	NEGATIVE	347	462	523	247
	PENDING				32
	WILD	79	59	105	36
	WILD & VDPV2	5	3	1	
	VDPV2	8	5	4	
PAK Total		439	529	633	315
SOM	NEGATIVE			34	69
	PENDING				6
	VDPV2			2	10
	VDPV3				7
SOM Total			36	92	
SYR	NEGATIVE			4	18
	PENDING				7
SYR Total			4	25	
Grand Total		1086	1249	1576	884

Table 7: Environmental Wild/VDPV isolate by site

Country	COUNTRY	Status	PROVINCE	DISTRICT	Count	First date	Last date	
2017	AFG	WILD	HILMAND	LASHKARGAH	8	26-Apr	26-Dec	
				NAHR-E-SARAJ	1	25-Sep	25-Sep	
			KABUL	KABUL	1	25-Oct	25-Oct	
				KANDAHAR	18	26-Jan	27-Dec	
				ASADABAD	1	25-Dec	25-Dec	
			NANGARHAR	BEHSUD	3	24-Sep	26-Dec	
				JALALABAD	10	24-Jan	26-Dec	
	AFG Total				42	24-Jan	27-Dec	
	PAK	WILD	BALOCHISTAN	KABDULLAH	12	1-Jan	15-Oct	
				LORALAI	3	17-Sep	17-Nov	
				PISHIN	5	2-Jan	2-Oct	
				QUETTA	12	1-Jan	20-Dec	
				ZHOB	1	18-Dec	18-Dec	
				ISLAMABAD	CDA	5	10-Feb	10-Jul
				KHYBER PAKHTUNKHWA	PESHAWAR	8	10-Jan	11-Dec
				PUNJAB	LAHORE	1	18-Dec	18-Dec
					MULTAN	1	9-Jan	9-Jan
					RAWALPINDI	8	10-Jan	10-Oct
				SINDH	JACOBABAD	4	11-Aug	13-Dec
					KAMBAR	1	15-Aug	15-Aug
					KHIBALDIA	2	8-Aug	3-Nov
					KHIGADAP	21	9-Jan	12-Dec
					KHIGQBAL	6	3-Feb	10-Oct
KHIKORANGI					1	16-Oct	16-Oct	
KHILANDHI	7	16-Mar	14-Dec					
WILD & VDPV2	BALOCHISTAN	KHISITE	5	7-Aug	4-Dec			
		SUKKUR	2	11-Apr	19-Sep			
		KABDULLAH	1	15-Jul	15-Jul			
		VDPV2	BALOCHISTAN	PISHIN	1	2-May	2-May	
QUETTA	3	3-Apr	29-May					
PAK Total				110	1-Jan	20-Dec		
SOM	VDPV2	BANADIR	WABERI	2	22-Oct	2-Nov		
SOM Total				2	22-Oct	2-Nov		
2017 Total				154	1-Jan	27-Dec		
2018	AFG	WILD	HILMAND	LASHKARGAH	1	8-Jan	8-Jan	
				KABUL	1	26-Feb	26-Feb	
			KANDAHAR	KANDAHAR	8	8-Jan	28-May	
				ASADABAD	1	24-Apr	24-Apr	
				BEHSUD	2	28-Jan	25-Feb	
			NANGARHAR	JALALABAD	8	27-Jan	28-May	
			AFG Total				21	8-Jan
	PAK	WILD	BALOCHISTAN	KABDULLAH	1	1-Jan	1-Jan	
				LORALAI	1	17-Mar	17-Mar	
				QUETTA	4	13-Feb	28-May	
				ISLAMABAD	CDA	1	10-Jan	10-Jan
				KHYBER PAKHTUNKHWA	BANNU	1	31-Mar	31-Mar
				KOHAT	2	5-Jan	27-Mar	
				PESHAWAR	6	10-Jan	24-May	
				PUNJAB	DERA GHAZI KHAN	1	12-Feb	12-Feb
					RAWALPINDI	3	10-Jan	10-May
					HYDERABAD	1	9-Feb	9-Feb
				SINDH	JACOBABAD	2	12-Feb	7-Mar
					KAMBAR	2	7-Apr	7-May
					KHIGADAP	5	15-Feb	10-May
					KHILANDHI	2	10-Jan	20-Apr
					KHISITE	1	1-Jan	1-Jan
					SUKKUR	1	8-Feb	8-Feb
KHILIAQAT	1	7-Mar	7-Mar					
FATA	BAJOUR	1	19-May	19-May				
PAK Total				36	1-Jan	28-May		
SOM	VDPV2	BANADIR	HAMAR WEYN	6	4-Jan	17-May		
			HODAN	1	22-Feb	22-Feb		
			WABERI	3	1-Mar	17-May		
			HAMAR WEYN	5	8-Mar	5-Apr		
VDPV3	BANADIR	WABERI	2	8-Mar	19-Apr			
SOM Total				17	4-Jan	17-May		
2018 Total				74	1-Jan	28-May		



Figure 1: Non Polio AFP Rate and Wild Virus in EMR 01/01/2018 - 24/06/2018

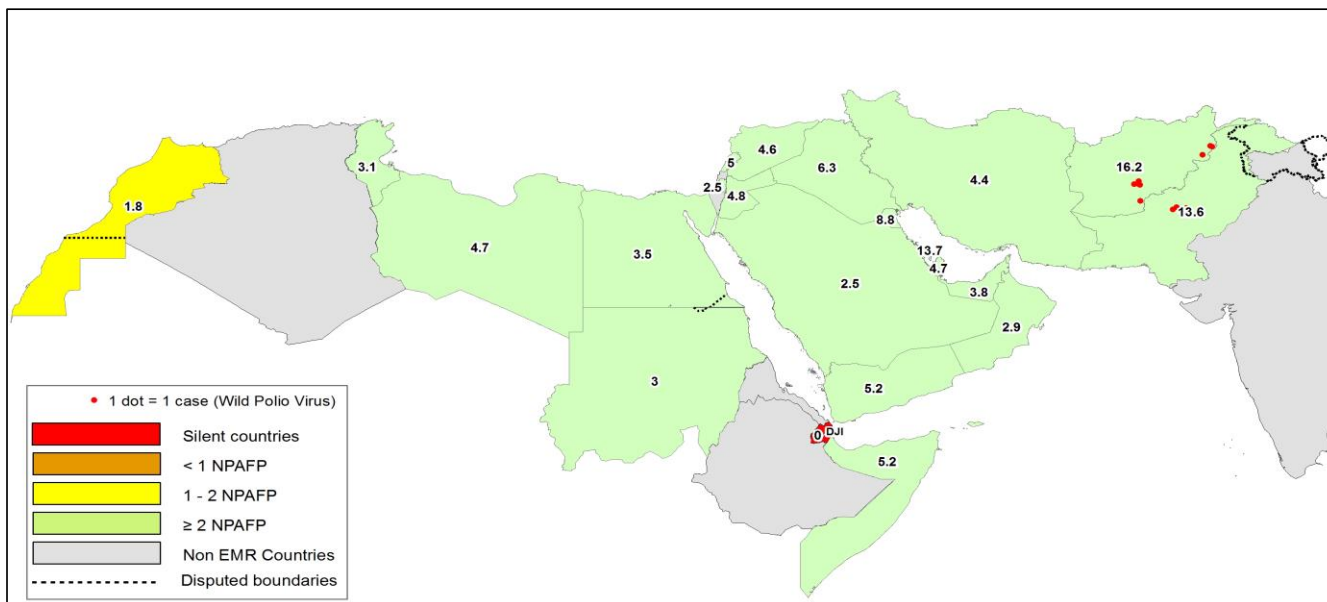


Figure 2: Percent of AFP cases with Adequate Samples & Compatible Cases in EMR 01/01/2018 - 24/06/2018

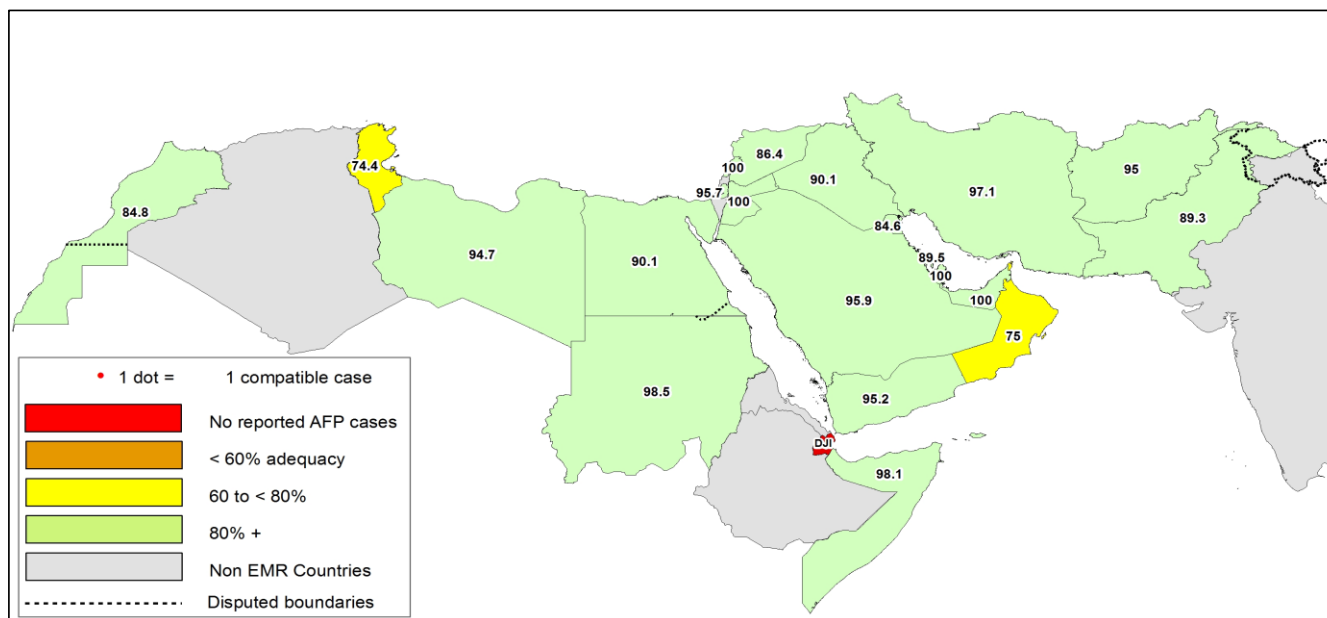


Table 8: Wild polio cases by country and date of onset of paralysis in EMR, 2017 - 2018

Year	COUNTRY	Count	First Case	Last Case
2017	AFG	14	13-01-17	28-12-17
	PAK	8	28-01-17	15-11-17
2017 Total		22	13-01-17	28-12-17
2018	AFG	8	01-01-18	27-04-18
	PAK	3	08-03-18	18-05-18
2018 Total		11	01-01-18	18-05-18

Last reported wild Polio P3 from Pakistan with date of onset 18/04/2012



Figure 3: Non Polio AFP rate by Province in Afghanistan & by District in Pakistan 01/01/2018 - 24/06/2018

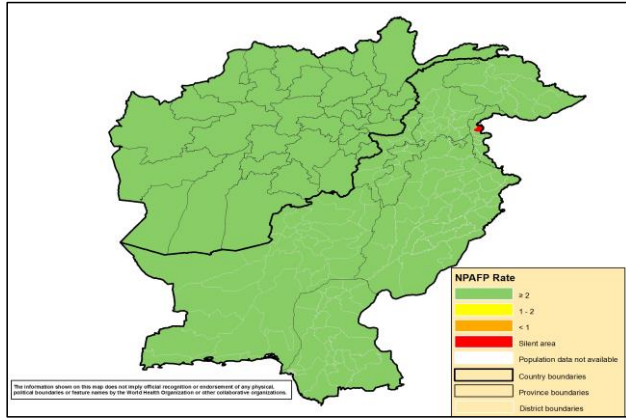


Figure 4: Percent of AFP cases with Adequate Samples in Afghanistan by Province & Pakistan by District 01/01/2018 - 24/06/2018

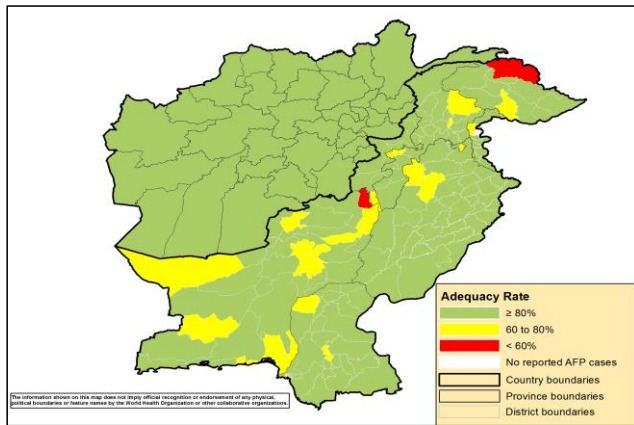
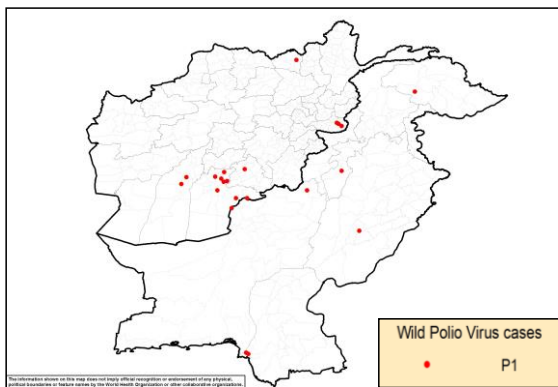


Figure 5: Wild Virus Cases by Type & District in Afghanistan & Pakistan

5a: 01/01/2017 - 31/12/2017



5b: 01/01/2018 - 24/06/2018

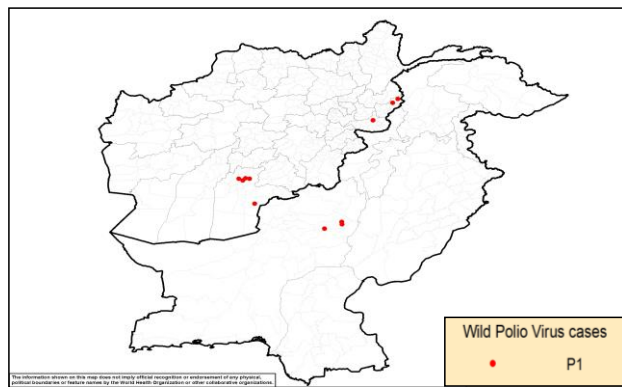




Table 9: Wild Polio cases by district and date of onset of paralysis, Afghanistan 2017-2018

ONSETYR	PROVINCE	DISTRICT	Count	First case	Last case
2018	KANDAHAR	SHAHWALIKOT	3	05-01-18	27-04-18
		KHAKREZ	1	25-02-18	25-02-18
		SPINBOLDAK	1	06-01-18	06-01-18
	KUNAR	GHAZIABAD	2	14-02-18	03-03-18
	NANGARHAR	KAMA	1	01-01-18	01-01-18
2018 Total			8	01-01-18	27-04-18
2017	KANDAHAR	SPINBOLDAK	1	28-12-17	28-12-17
		SHAHWALIKOT	5	19-06-17	03-12-17
		KANDAHAR	1	13-01-17	13-01-17
	NANGARHAR	MUHMAND DARABATIKOT	1	05-11-17	05-11-17
		BATIKOT	2	15-09-17	11-10-17
	ZABUL	ARGHANDAB (Z)	1	10-07-17	10-07-17
	HILMAND	NAWZAD	1	16-04-17	16-04-17
		NAHR-E-SARAJ	1	21-01-17	21-01-17
KUNDUZ	DASHT-E-ARCHI	1	21-02-17	21-02-17	
2017 Total			14	13-01-17	28-12-17

Table 10: Wild Polio cases by district and date of onset of paralysis, Pakistan 2017-2018

ONSETYR	PROVINCE	DISTRICT	Count	First case	Last case
2018	BALUCHISTAN	DUKKI	3	08-03-18	18-05-18
2018 Total			3	08-03-18	18-05-18
2017	BALUCHISTAN	ZHOB	1	15-11-17	15-11-17
		KABDULAH	2	11-06-17	13-11-17
	SINDH	KHIGADAP	1	09-11-17	09-11-17
		KHIGIQBAL	1	11-08-17	11-08-17
	KHYBER PAKHTOON	LAKKIMRWT	1	21-08-17	21-08-17
	GILGIT BALTISTAN	DIAMER	1	13-02-17	13-02-17
PUNJAB	LODHRAN	1	28-01-17	28-01-17	
2017 Total			8	28-01-17	15-11-17

Table 11: Circulating VDPV cases and date of onset of paralysis in EMR countries by districts 2017-2018

Year	COUNTRY	PROVINCE	DISTRICT	Count	First Case	Last Case
2017	SYR	HOMS	TADMOUR	1	10-07-17	10-07-17
		DEIR_AL_ZOUR	DEIR ALZOUR	1	30-06-17	30-06-17
		DEIR_AL_ZOUR	BOKAMAL	12	25-06-17	21-09-17
		DEIR_AL_ZOUR	MAYADEEN	58	05-03-17	09-09-17
		RAQUA	THAWRA	1	16-06-17	16-06-17
		RAQUA	TALABYAD	1	25-04-17	25-04-17
SYR Total				74	05-03-17	21-09-17
2017 Total				74	05-03-17	21-09-17



Table 12: VDPV2 and Sabin Like 2 isolates, EMRO countries 2017 - 2018

Country	Source	Poliovirus type 2 by month																							
		2017												2018											
		Jan	Feb	Mar	Apr	May	Jun	Jul	Aug	Sep	Oct	Nov	Dec	Jan	Feb	Mar	Apr	May	Jun						
	V2	S2	V2	S2	V2	S2	V2	S2	V2	S2	V2	S2	V2	S2	V2	S2	V2	S2	V2	S2	V2	S2			
AFG	AFP																								
	Contact																								
	ENV		1																						
	Others*																								
BAH	AFP																								
	Contact																								
	Others*																								
	Others*																								
DJI	AFP																								
	Contact																								
	Others*																								
	Others*																								
EGY	AFP																								
	Contact																								
	ENV																								
	Others*																								
IRN	AFP																								
	Contact																								
	Others*																								
	Others*																								
IRQ	AFP																								
	Contact																								
	Others*																								
	Others*																								
JOR	AFP																								
	Contact																								
	ENV																								
	Others*																								
KWT	AFP																								
	Contact																								
	Others*																								
	Others*																								
LEB	AFP																								
	Contact																								
	ENV																								
	Others*																								
LIB	AFP																								
	Contact																								
	Others*																								
	Others*																								
MOR	AFP																								
	Contact																								
	Others*																								
	Others*																								
OMA	AFP																								
	Contact																								
	Others*																								
	Others*																								
PAK	AFP																								
	Contact																								
	ENV																								
	Others*																								
PNA	AFP																								
	Contact																								
	Others*																								
	Others*																								
QAT	AFP																								
	Contact																								
	Others*																								
	Others*																								
SAA	AFP																								
	Contact																								
	Others*																								
	Others*																								
SUD	AFP																								
	Contact																								
	Others*																								
	Others*																								
SOM	AFP																								
	Contact																								
	ENV																								
	Others*																								
SYR	AFP																								
	Contact																								
	ENV																								
	Others*																								
TUN	AFP																								
	Contact																								
	Others*																								
	Others*																								
UAE	AFP																								
	Contact																								
	Others*																								
	Others*																								
YEM	AFP																								
	Contact																								
	Others*																								
	Others*																								
EMR	AFP																								
	Contact																								
	ENV																								
	Others*																								

VDPV2

*Other: Healthy children, PIDs

** VDP2 isolated from index and contact at the same time



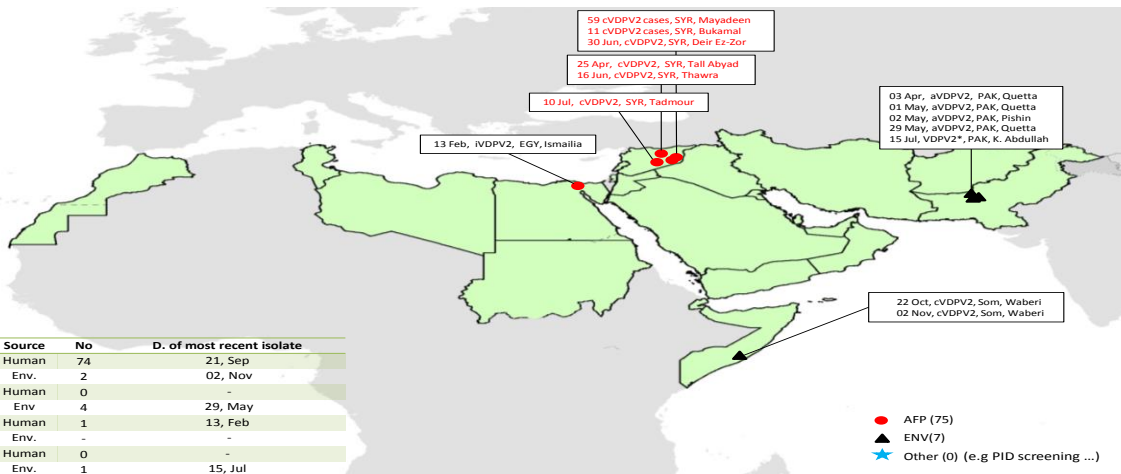
Sabin Like Type-2 Poliovirus Isolates (H & E) EMR, 2016-17-18



* Focused tOPV campaign in El Tur district (S. Sana/Egy) as a response to VDPV2 isolation

tOPV SIAs
mOPV2 SIAs

VDPV2 isolates, EMR countries, 2017



VDPV2 isolates, EMR countries, 2018

