

Highlights of this Polio Fax Bulletin No. 1027 for Week 23 2018

I. Poliovirus Transmission

1. **One new wild poliovirus type-1 (WPV1) case** is reported this week from Pakistan.
 - i. The case is in Dukki district of Balochistan province in Pakistan. The 18-month old male child has onset of paralysis on 18 May 2018.
 - ii. The child received 3 doses of OPV per parental recall, all through campaigns.
 - iii. The new case is third case from district Dukki, the only district reported cases, so far, this year in Pakistan. Onset of paralysis of cases is between 8 March and 18 May of 2018.
 - iv. In 2018, total WPV1 cases are 11 so far (Afghanistan – 8 and Pakistan – 3).
2. No new circulating vaccine derived poliovirus type-2 (cVDPV2) or cVDPV3
 - i. The most recent cVDPV2 case had onset of paralysis on 21 September 2017 in Syria.
 - ii. The most recent positive environmental sample for cVDPV2 is from Somalia and sample was collected on 19 April 2018.
 - iii. The most recent positive environmental sample for cVDPV3 is from Somalia and sample was collected on 19 April 2018.
 - iv. No case of polio due to either cVDPV2 or cVDPV3 reported in Somalia
3. No new WPV1 isolates from environmental samples were reported this week.
 - i. WPV1 has been isolated from environmental sampling in widespread area of Pakistan and Afghanistan.
 - ii. The most recent positive sample was collected on 10 May in Pakistan and 24 April in Afghanistan.

N.B.: *There is an advanced notification of two new positive environmental samples, one each from Afghanistan and Pakistan with sample collection on 28 May and 24 May of 2018, respectively. These will be reflected in the next issue of the Polio Fax.*

II. Surveillance performance indicators

1. Nineteen of 22 member states are meeting the global target of the two key surveillance indicators, namely non polio AFP rate of 2 per 100,000 children aged below 15 years and percent AFP cases with adequate specimen 80% and above.
 - i. Djibouti is missing both indicators. No AFP case reported since April 2017!
 - ii. Oman and Tunisia have below 80% AFP cases with adequate specimen (75 and 73.7 percent respectively).
2. Yemen has the highest number of 2017 AFP cases (107), which are not yet finally classified. Three other countries having pending case(s) of 2017 include Somalia (1), Djibouti (4) and Pakistan (4).



AFP SURVEILLANCE

11-Jun-18

Week 23, ending 10 June 2018

Number 1027

Table 1: Acute Flaccid Paralysis (AFP) cases by week of onset

Country	Reported AFP cases by week of onset - Week (23/18) / Ending on : 10/06/2018														
	Total AFP 2016	Total AFP 2017	Total AFP to date, 2018	W12 25 Mar 18	W13 01 Apr 18	W14 08 Apr 18	W15 15 Apr 18	W16 21 Apr 18	W17 29 Apr 18	W18 06 May 18	W19 13 May 18	W20 20 May 18	W21 27 May 18	W22 03 Jun 18	W23 10 Jun 18
Afghanistan	2905	3094	1496	59	66	65	71	66	51	88	66	59	51	47	6
Bahrain	14	18	19	0	0	1	0	2	1	1	0	1	1	0	0
Djibouti	3	4	0												
Egypt	1092	1242	581	31	25	26	29	21	20	34	24	22	20	4	
Iran	776	820	368	7	12	19	18	20	19	22	16	22	10	0	0
Iraq	605	699	436	17	19	18	22	27	14	23	17	17	17	11	
Jordan ****	107	116	60	4	1	2	4	6	5	7	2	4	2	0	
Kuwait	50	69	37	4	2	2	3	4	1	2	2	0	1	1	1
Lebanon ****	111	75	42	3	0	1	2	0	1	1	5	4	3	0	
Libya	70	88	55	1	2	8	0	5	3	4	3	4	3	4	0
Morocco	84	143	79	4	8	1	1	3	3	3	4	5	1		
Oman	39	40	12	0	1	0	0	1	1	2	0	0	1	0	0
Pakistan	7848	10316	4632	217	219	275	230	215	189	272	231	159	81	2	0
Palestine ****	46	43	23	0	0	1	0	0	2	1	3	1	1	0	0
Qatar	9	18	8	0	1	0	1	0	1	0	1	1	0	0	0
Saudi Arabia	273	276	93	4	3	8	4	7	2	7	4	2	2	3	0
Somalia	316	345	151	7	6	4	8	6	8	5	8	7	4	8	0
Sudan	509	570	253	18	12	9	12	16	9	11	8	7	15	7	0
Syria ****	303	362	155	9	8	7	6	3	3	4	5	3	3	0	
Tunisia	90	67	38	0	2	3	0	1	2	2	2	1	3	0	
U.A.E	42	58	22	0	0	1	1	0	1	1	1	1	1	1	0
Yemen	715	713	348	21	23	12	12	11	17	8	10	8	4	3	
Total EMR	16007	19176	8908	406	410	463	424	414	353	498	412	328	224	91	7

☐ No data = No report received

Table 2: Confirmed polio cases by month of onset

Country	Total year 2016	Total year 2017	10/06		Confirmed polio cases by month of onset											
			2017	2018	July 2017	August 2017	September 2017	October 2017	November 2017	December 2017	January 2018	February 2018	March 2018	April 2018	May 2018	June 2018
Afghanistan	13	14	4	8	1	0	1	3	2	2	3	3	1	1		
Bahrain	0	0	0	0	0	0	0	0	0	0	0	0	0			
Djibouti	0	0	0	0												
Egypt	0	0	0	0	0	0	0	0	0	0	0	0	0	0		
Iran	0	0	0	0	0	0	0	0	0	0	0	0	0			
Iraq	0	0	0	0	0	0	0	0	0	0	0	0	0	0		
Jordan ****	0	0	0	0	0	0	0	0	0	0	0	0	0			
Kuwait	0	0	0	0	0	0	0	0	0	0	0	0	0	0	0	
Lebanon ****	0	0	0	0	0	0	0	0	0	0	0	0	0	0		
Libya	0	0	0	0	0	0	0	0	0	0	0	0	0	0		
Morocco	0	0	0	0	0	0	0	0	0	0	0	0	0	0		
Oman	0	0	0	0	0	0	0	0	0	0	0	0	0	0	0	
Pakistan	20	8	2	3	0	2	0	0	3	0	0	0	1	1	1	
Palestine ****	0	0	0	0	0	0	0	0	0	0	0	0	0	0		
Qatar	0	0	0	0	0	0	0	0	0	0	0	0	0	0		
Saudi Arabia	0	0	0	0	0	0	0	0	0	0	0	0	0			
Somalia	0	0	0	0	0	0	0	0	0	0	0	0	0			
Sudan	0	0	0	0	0	0	0	0	0	0	0	0	0			
Syria ****	0	0	0	0												
Tunisia	0	0	0	0	0	0	0	0	0	0	0	0	0			
U.A.E	0	0	0	0	0	0	0	0	0	0	0	0	0			
Yemen	0	0	0	0	0	0	0									
Total EMR	33	22	6	11	1	2	1	3	5	2	3	3	2	2	1	0

**** UNRWA cases are included with those of country of residence



Table 3: Investigation of AFP cases with paralysis onset in 2017 & 2018 up to Week (23/18) / Ending on : 10/06/2018

COUNTRY	2017												2018												Latest line List Date
	AFP									Specimen	Wild cases ****		AFP									Specimen	Wild cases ****		
	Total AFP cases onset 2017	Case classification					Non polio AFP rate **	AFP cases pending classification > 90 days from onset of paralysis	AFP cases pending classification and lab > 90 days from onset of paralysis		% with *** adequate specimens	Wild P1 Poliovirus	Wild P3 Poliovirus	Total AFP cases onset 2018	Case classification					Annualized Non polio AFP rate **	AFP cases pending classification > 90 days from onset of paralysis		AFP cases pending classification and lab > 90 days from onset of paralysis	% with *** adequate specimens	
		Total Confirmed Polio Cases *	Polio Compatible	Pending Classification	Discarded (non polio AFP)	VDPV				Total Confirmed Polio Cases *					Polio Compatible	Pending Classification	Discarded (non polio AFP)	VDPV							
Afghanistan	3094	14	0	0	3080	1	15.2	0	0	93.5	14	0	1496	8	0	199	1289	0	16.7	12	3	95.2	8	0	10-06-2018
Bahrain	18	0	0	0	18	0	6.2	0	0	100.0	0	0	19	0	0	13	6	0	14.9	5	0	89.5	0	0	10-06-2018
Djibouti	4	0	0	4	0	0	1.3	4	4	100.0	0	0	0	0	0	0	0	0	0.0	0	0		0	0	10-04-2017
Egypt	1242	0	0	0	1240	2	3.3	0	0	94.4	0	0	581	0	0	56	525	0	3.4	0	0	93.8	0	0	07-06-2018
Iran	820	0	0	0	820	0	4.3	0	0	96.7	0	0	368	0	0	13	355	0	4.3	0	0	97.3	0	0	10-06-2018
Iraq	699	0	0	0	699	0	4.7	0	0	86.7	0	0	436	0	0	94	342	0	6.5	13	0	89.4	0	0	09-06-2018
Jordan	116	0	0	0	116	0	4.2	0	0	100.0	0	0	60	0	0	36	24	0	4.8	2	0	98.3	0	0	03-06-2018
Kuwait	69	0	0	0	69	0	7.5	0	0	92.8	0	0	37	0	0	2	35	0	9.1	0	0	86.5	0	0	10-06-2018
Lebanon	75	0	0	0	75	0	4.0	0	0	80.0	0	0	42	0	0	8	34	0	5.1	0	0	100.0	0	0	08-06-2018
Libya	88	0	0	0	88	0	4.3	0	0	96.6	0	0	55	0	0	14	41	0	5.0	0	0	94.5	0	0	10-06-2018
Morocco	143	0	0	0	143	0	1.3	0	0	67.1	0	0	79	0	0	24	55	0	2.0	7	0	84.8	0	0	01-06-2018
Oman	40	0	0	0	40	0	4.5	0	0	90.0	0	0	12	0	0	0	12	0	3.1	0	0	75.0	0	0	10-06-2018
Pakistan	10316	8	2	4	10302	0	13.2	4	0	85.6	8	0	4632	3	0	563	4066	0	13.4	127	0	89.5	3	0	10-06-2018
Palestine	43	0	0	0	43	0	2.3	0	0	97.7	0	0	23	0	0	9	14	0	2.8	0	0	95.7	0	0	10-06-2018
Qatar	18	0	0	0	18	0	6.1	0	0	100.0	0	0	8	0	0	6	2	0	5.1	1	0	100.0	0	0	10-06-2017
Saudi Arabia	276	0	0	0	276	0	3.5	0	0	98.9	0	0	93	0	0	78	15	0	2.6	23	21	95.7	0	0	10-06-2018
Somalia	345	0	0	1	344	0	6.0	1	1	99.1	0	0	151	0	0	29	122	0	5.4	0	0	98.0	0	0	10-06-2018
Sudan	570	0	0	0	570	0	3.2	0	0	96.3	0	0	253	0	0	48	205	0	3.2	0	0	98.4	0	0	10-06-2018
Syria	362	0	1	0	287	74	4.7	0	0	80.9	0	0	155	0	0	18	137	0	4.5	0	0	86.5	0	0	09-06-2018
Tunisia	67	0	0	0	67	0	2.5	0	0	74.6	0	0	38	0	0	11	27	0	3.3	2	0	73.7	0	0	08-06-2018
U.A.E	58	0	0	0	58	0	5.7	0	0	96.6	0	0	22	0	0	6	16	0	4.0	0	0	100.0	0	0	10-06-2018
Yemen	713	0	0	107	606	0	5.2	107	81	90.2	0	0	348	0	0	333	15	0	5.6	184	176	95.4	0	0	09-06-2018
EMR	19176	22	3	116	18959	77	7.7	116	86	88.9	22	0	8908	11	0	1560	7337	0	8.1	376	200	91.7	11	0	
2016	16008	33	5	1	15961	8	6.4	0	0	89.6	33	0													

* Confirmed polio cases refer to wild isolation from AFP cases or from contacts of negative index AFP cases

** Non-polio AFP per 100,000 children <15 years

*** Adequate here refers to two stool specimens collected at least 24 hours apart, within 14 days of paralysis onset

**** AFP cases co infected with P1 and P3 are counted separately as wild isolates



World Health Organization – Regional Office for Eastern Mediterranean
AFP SURVEILLANCE
Week 23, ending 10 June 2018

11-Jun-18
Number 1027

Table 4 (a): Lab results of contacts' samples in EMR, 2017 - 2018

COUNTRY	2017						2018					
	# OF CONTACTS	LAB RESULTS					# OF CONTACTS	LAB RESULTS				
		WILD	VDPV	SL	NPEV	PENDING		WILD	VDPV	SL	NPEV	PENDING
AFG	1424	1	0	88	347	0	408	0	0	25	72	32
BAH	2	0	0	0	0	0	2	0	0	0	0	1
DJI	0	0	0	0	0	0	0	0	0	0	0	0
EGY	450	0	0	9	63	18	209	0	0	10	24	17
IRN	143	0	0	5	1	0	70	0	0	2	2	0
IRQ	698	0	0	18	101	16	426	0	0	7	52	39
JOR	2	0	0	0	0	0	0	0	0	0	0	0
KUW	8	0	0	0	0	2	0	0	0	0	0	0
LEB	92	0	0	2	3	21	97	0	0	1	2	58
LIB	4	0	0	0	0	1	0	0	0	0	0	0
MOR	87	0	0	0	7	0	33	0	0	0	4	13
OMA	115	0	0	1	24	1	37	0	0	1	8	1
PAK	3758	2	0	234	897	0	1687	1	0	90	248	106
PAL	0	0	0	0	0	0	0	0	0	0	0	0
QAT	0	0	0	0	0	0	0	0	0	0	0	0
SAA	0	0	0	0	0	0	0	0	0	0	0	0
SOM	1035	0	0	37	113	4	453	0	0	24	23	86
SUD	385	0	0	6	32	46	157	0	0	1	11	48
SYR	570	0	63	3	11	0	303	0		3	2	22
TUN	26	0	0	0	0	0	9	0	0	0	0	0
UAE	2	0	0	0	0	0	0	0	0	0	0	0
YEM	1737	0	0	43	114	667	720	0	0	0	0	720
EMR	10538	3	63	446	1713	776	4611	1	0	164	448	1143

Table 4 (B): Most recent wild contacts in EMRO, 2017 - 2018

Year	Country	Data	
		Count of wild contacts	Date of Most Recent stool collection
2018	Pakistan	1	08-05-18
2018 Total		1	08-05-18
2017	Pakistan	2	04-12-17
	Afghanistan	1	21-05-17
2017 Total		3	04-12-17

Table 4 (C): Number and distribution by district of -ve index AFP cases identified as wild positive by contact in EMR, 2017-2018

YEAR	COUNTRY	PROVINCE	DISTRICT	COUNT	First case	Last case
2018	PAK	BALUCHISTAN	DUKKI	1	15-04-18	15-04-18
	PAK Total			1	15-04-18	15-04-18
2017	AFG	HILMAND	NAWZAD	1	16-04-17	16-04-17
	AFG Total			1	16-04-17	16-04-17



Table 5: Laboratory investigation of AFP cases with paralysis onset in 2018 up to Week (23/18) / Ending on : (10/06/2018)

Country	Polio laboratories Sequencing performed by EGY, PAK, TUN, CDC and RIVM laboratories	AFP cases with specimens	Preliminary virus isolation results of AFP cases						Poliovirus intratypic differentiation results #										Indicators				Latest report Date			
			Referred for ITD		NPEV only	Negative	Pending		Type 1			Type 2			Type 3			Discordant pending sequence	NPEV by PCR	Non-EV	Pending ITD	% specimens positive for NPEV*		% AFP cases with culture results within 14 days	% AFP cases with ITD results within 7 days	% AFP cases with ITD results within 45 days of onset**
			L20B+	L20B+ / NPEV			received < / = 14 days	received > 14 days ago	Wild	Sabin	VDPV	Wild	Sabin	VDPV	Wild	Sabin	VDPV									
Afghanistan	RRL Pakistan	1391	90	13	192	991	45	60	8	70											13%	80%	100%	99%	03/06/2018	
Bahrain	PNL Oman	18				12	6														0%	100%		42%	04/06/2018	
Djibouti	NPL Kenya																								10/04/2017	
Egypt***	RRL Egypt	578	19	5	58	459	30	8	8								3		1		9%	100%	100%	99%	07/06/2018	
Iran	NPL Iran	387	9		7	331	17	23	6												2%	99%	100%	99%	02/06/2018	
Iraq	RRL Egypt	436	11		45	333	36	11	6								1				12%	100%	100%	89%	07/06/2018	
Jordan	RRL EGYPT	66	2		5	57	2		1												11%	100%	100%	67%	10/06/2018	
Kuwait	RRL Kuwait	36			4	30		2													7%	94%		97%	10/06/2018	
Lebanon	NPL Jordan	41	2		2	37															4%	100%			10/06/2018	
Libya	RRL Tunisia	53	1		3	40	9														7%	100%	100%	95%	08/06/2018	
Morocco	NPL Morocco	56			1	50		5													5%	100%		98%	20/04/2018	
Oman	NPL Oman	12			2	10															21%	92%		100%	04/06/2018	
Pakistan	RRL Pakistan	4423	221	16	675	3283	13	217	2	152							1				13%	81%	99%	97%	03/06/2018	
Palestine & UNRWA		23			3	17	1	2													15%	70%		100%	10/06/2018	
Qatar	NPL Oman	8			1	6	1														14%	83%		100%	04/06/2018	
Saudi Arabia	NPL Oman	98	2			85	10	3													0%	100%			10/06/2018	
Somalia	NPL Kenya	151	12		11	101	11	16	7			3							2		9%	15%		100%	10/06/2018	
Sudan	RRL Egypt	216	4		17	186		9	3											3	11%	100%	100%	57%	21/05/2018	
Syria	RRL Egypt	153	2		3	140	2	6	1												1%	100%	100%	50%	07/06/2018	
Tunisia	RRL Tunisia	43				42	1														0%	100%		98%	08/06/2018	
U.A.E	NPL Oman	20				16	4														0%	75%		81%	04/06/2018	
Yemen	RRL Egypt																								07/06/2018	
Total EMR 2018		8209	375	34	1029	6226	188	362	10	254		3			256	1	8		3	11%	85%	99%	98%			
Total EMR 2017		18238	942	103	3557	13614		21	21	598		10	34*	705	1	21	25	4		16%	98%	99%	96%			

* Specimens from all sources including non-AFP cases, excluding environmental samples

* In 2017, 41 cVDPV2 were isolated from Syria by other Global Polio Laboratories Network (GPLN)

** This indicator reflects surveillance and laboratory activities

Syria reported a total of 74 cVDPV2 cases in 2017 out of which 8 were identified by positive contacts



Table 6: Environmental isolate by year and type

Country	Status	2015	2016	2017	2018
AFG	NEGATIVE	129	183	274	100
	PENDING				10
	WILD	20	2	42	19
AFG Total		149	185	316	129
EGY	NEGATIVE	495	528	522	216
	PENDING				20
	VDPV2	3	1		
EGY Total		498	529	522	236
IRN	NEGATIVE			6	16
IRN Total				6	16
JOR	NEGATIVE		2	32	8
	PENDING				7
JOR Total			2	32	15
LEB	NEGATIVE		4	27	6
	PENDING				11
LEB Total			4	27	17
PAK	NEGATIVE	347	462	523	216
	PENDING				23
	WILD	79	59	105	33
	WILD & VDPV2	5	3	1	
	VDPV2	8	5	4	
PAK Total		439	529	633	272
SOM	NEGATIVE			34	61
	PENDING				14
	VDPV2			2	6
	VDPV3				7
SOM Total				36	88
SYR	NEGATIVE			4	21
	PENDING				5
SYR Total				4	26
Grand Total		1086	1249	1576	799

Table 7: Environmental Wild/VDPV isolate by site

Country	COUNTRY	Status	PROVINCE	DISTRICT	Count	First date	Last date			
2017	AFG	WILD	HILMAND	LASHKARGAH	8	26-Apr	26-Dec			
				NAHR-E-SARAJ	1	25-Sep	25-Sep			
				KABUL	1	25-Oct	25-Oct			
				KANDAHAR	18	26-Jan	27-Dec			
				ASADABAD	1	25-Dec	25-Dec			
				BEHSUD	3	24-Sep	26-Dec			
				JALALABAD	10	24-Jan	26-Dec			
				AFG Total	42	24-Jan	27-Dec			
				PAK	WILD	BALOCHISTAN	KABDULLAH	12	1-Jan	15-Oct
							LORALAI	3	17-Sep	17-Nov
	PISHIN	5	2-Jan				2-Oct			
	QUETTA	12	1-Jan				20-Dec			
	ZHOB	1	18-Dec				18-Dec			
	ISLAMABAD	5	10-Feb				10-Jul			
	KHYBER PAKHTUNKHWA	8	10-Jan				11-Dec			
	PUNJAB	1	18-Dec				18-Dec			
	MULTAN	1	9-Jan				9-Jan			
	RAWALPINDI	8	10-Jan				10-Oct			
	SINDH	4	11-Aug				13-Dec			
	KAMBAR	1	15-Aug				15-Aug			
	KHIBALDIA	2	8-Aug				3-Nov			
	KHIGADAP	21	9-Jan	12-Dec						
	KHIGIQBAL	6	3-Feb	10-Oct						
KHIKORANGI	1	16-Oct	16-Oct							
KHILANDHI	7	16-Mar	14-Dec							
KHISITE	5	7-Aug	4-Dec							
SUKKUR	2	11-Apr	19-Sep							
WILD & VDPV2	BALOCHISTAN	KABDULLAH	1	15-Jul	15-Jul					
VDPV2	BALOCHISTAN	PISHIN	1	2-May	2-May					
QUETTA	3	3-Apr	29-May							
PAK Total	110	1-Jan	20-Dec							
SOM	VDPV2	BANADIR	WABERI	2	22-Oct	2-Nov				
SOM Total	2	22-Oct	2-Nov							
2017 Total				154	1-Jan	27-Dec				
2018	AFG	WILD	HILMAND	LASHKARGAH	1	8-Jan	8-Jan			
				KABUL	1	26-Feb	26-Feb			
				KANDAHAR	7	8-Jan	5-Apr			
				ASADABAD	1	24-Apr	24-Apr			
				BEHSUD	2	28-Jan	25-Feb			
				JALALABAD	7	27-Jan	24-Apr			
				AFG Total	19	8-Jan	24-Apr			
	PAK	WILD	BALOCHISTAN	KABDULLAH	1	1-Jan	1-Jan			
				LORALAI	1	17-Mar	17-Mar			
				QUETTA	3	13-Feb	28-Apr			
				ISLAMABAD	1	10-Jan	10-Jan			
				KHYBER PAKHTUNKHWA	1	31-Mar	31-Mar			
				BANNU	1	31-Mar	31-Mar			
				KOHAT	2	5-Jan	27-Mar			
				PESHAWAR	5	10-Jan	10-May			
				PUNJAB	1	12-Feb	12-Feb			
				DERA GHAZI KHAN	1	12-Feb	12-Feb			
				RAWALPINDI	3	10-Jan	10-May			
				SINDH	1	9-Feb	9-Feb			
				HYDERABAD	1	9-Feb	9-Feb			
				JACOBABAD	2	12-Feb	7-Mar			
				KAMBAR	2	7-Apr	7-May			
				KHIGADAP	5	15-Feb	10-May			
KHILANDHI	2	10-Jan	20-Apr							
KHISITE	1	1-Jan	1-Jan							
SUKKUR	1	8-Feb	8-Feb							
KHILIAQAT	1	7-Mar	7-Mar							
PAK Total	33	1-Jan	10-May							
SOM	VDPV2	BANADIR	HAMAR WEYN	4	4-Jan	19-Apr				
			HODAN	1	22-Feb	22-Feb				
			WABERI	1	1-Mar	1-Mar				
			HAMAR WEYN	5	8-Mar	5-Apr				
			WABERI	2	8-Mar	19-Apr				
SOM Total	13	4-Jan	19-Apr							
2018 Total				65	1-Jan	10-May				



Figure 1: Non Polio AFP Rate and Wild Virus in EMR 01/01/2018 - 10/06/2018

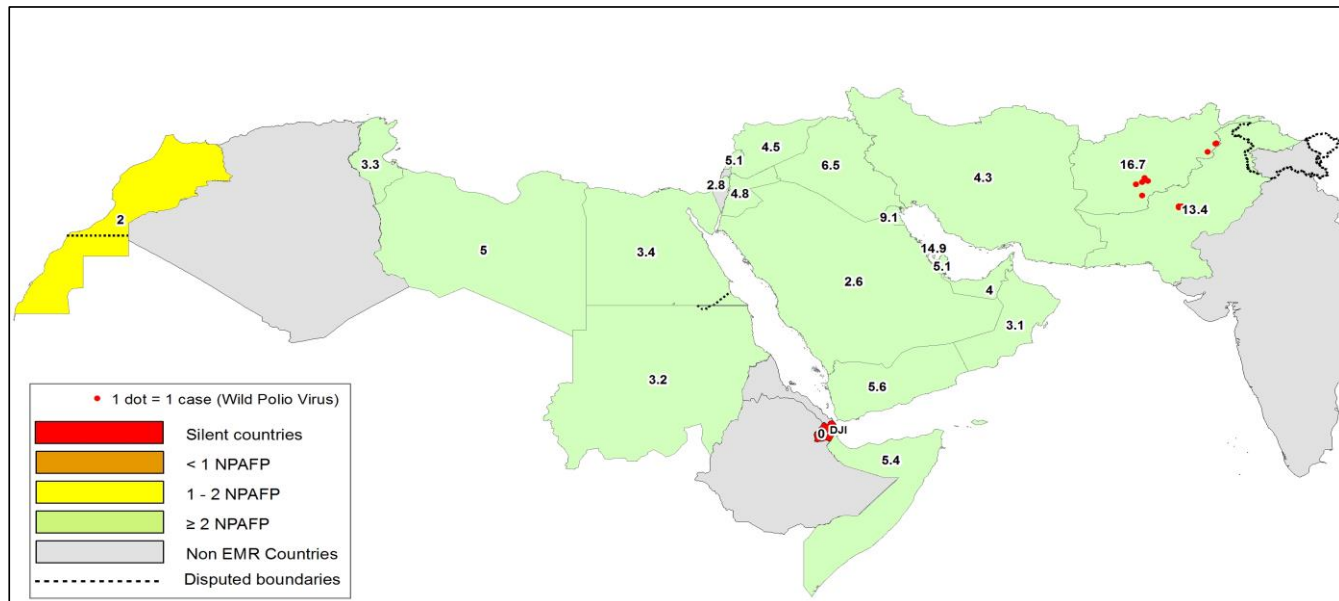


Figure 2: Percent of AFP cases with Adequate Samples & Compatible Cases in EMR 01/01/2018 - 10/06/2018

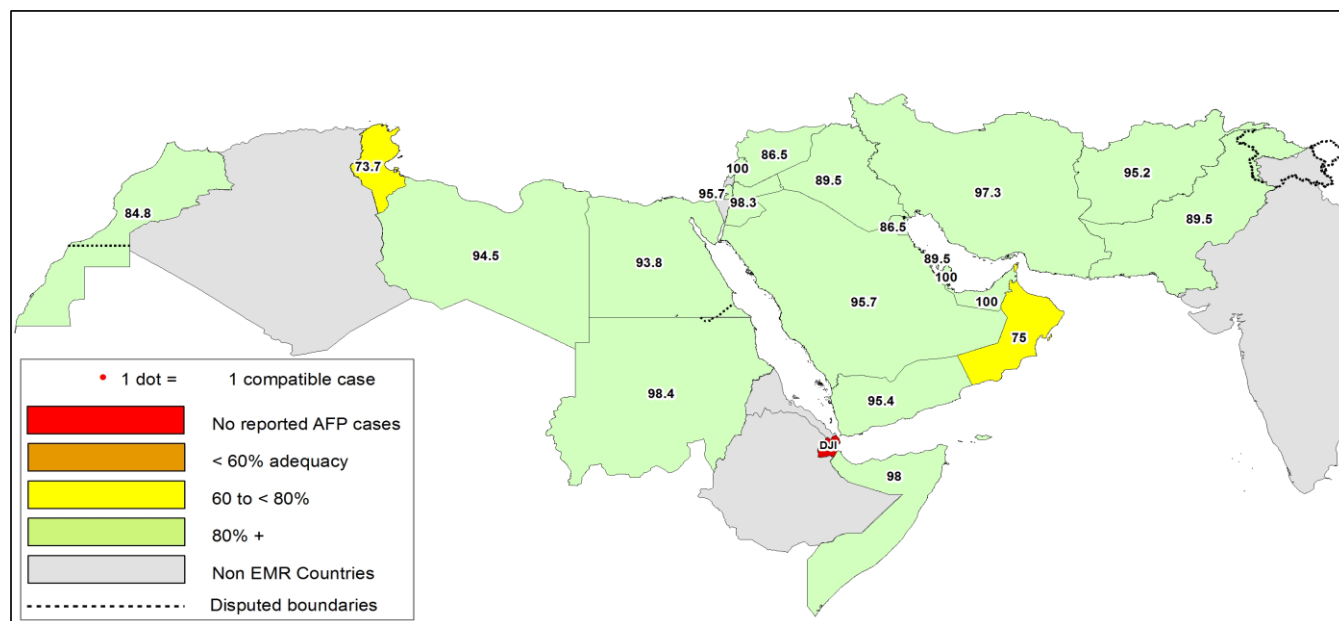


Table 8: Wild polio cases by country and date of onset of paralysis in EMR, 2017 - 2018

Year	COUNTRY	Count	First Case	Last Case
2017	AFG	14	13-01-17	28-12-17
	PAK	8	28-01-17	15-11-17
2017 Total		22	13-01-17	28-12-17
2018	AFG	8	01-01-18	27-04-18
	PAK	3	08-03-18	18-05-18
2018 Total		11	01-01-18	18-05-18

Last reported wild Polio P3 from Pakistan with date of onset 18/04/2012



Figure 3: Non Polio AFP rate by Province in Afghanistan & by District in Pakistan 01/01/2018 - 10/06/2018

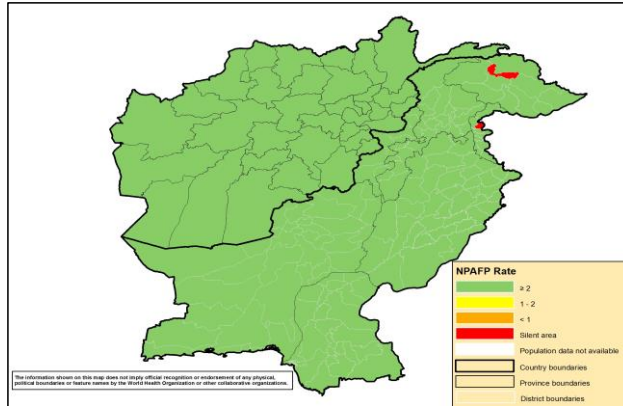


Figure 4: Percent of AFP cases with Adequate Samples in Afghanistan by Province & Pakistan by District 01/01/2018 - 10/06/2018

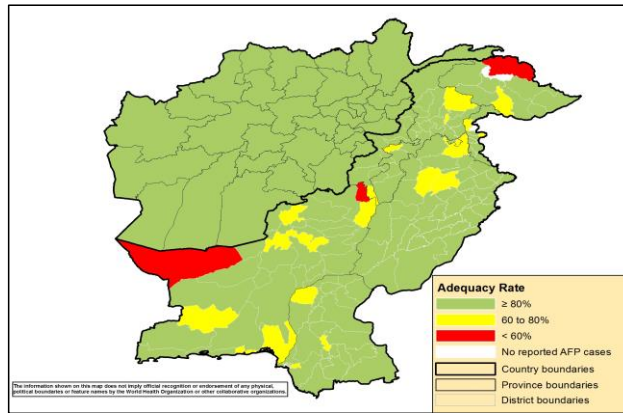
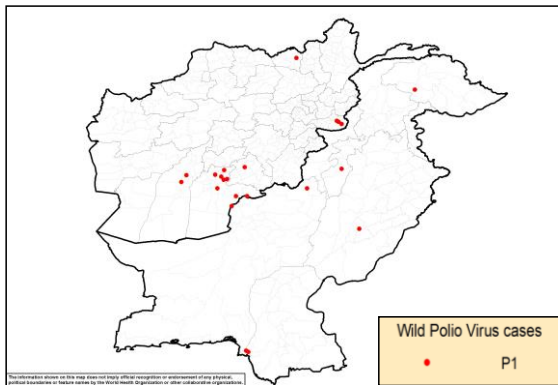


Figure 5: Wild Virus Cases by Type & District in Afghanistan & Pakistan

5a: 01/01/2017 - 31/12/2017



5b: 01/01/2018 - 10/06/2018

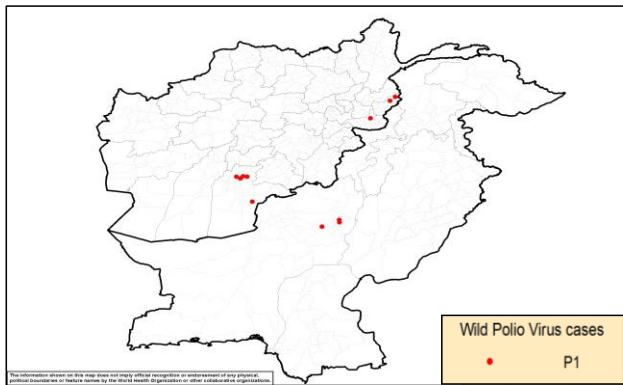




Table 9: Wild Polio cases by district and date of onset of paralysis, Afghanistan 2017-2018

ONSETYR	PROVINCE	DISTRICT	Count	First case	Last case
2018	KANDAHAR	SHAHWALIKOT	3	05-01-18	27-04-18
		KHAKREZ	1	25-02-18	25-02-18
		SPINBOLDAK	1	06-01-18	06-01-18
	KUNAR	GHAZIABAD	2	14-02-18	03-03-18
	NANGARHAR	KAMA	1	01-01-18	01-01-18
2018 Total			8	01-01-18	27-04-18
2017	KANDAHAR	SPINBOLDAK	1	28-12-17	28-12-17
		SHAHWALIKOT	5	19-06-17	03-12-17
		KANDAHAR	1	13-01-17	13-01-17
	NANGARHAR	MUHMAND DARABATIKOT	1	05-11-17	05-11-17
		BATIKOT	2	15-09-17	11-10-17
	ZABUL	ARGHANDAB (Z)	1	10-07-17	10-07-17
	HILMAND	NAWZAD	1	16-04-17	16-04-17
		NAHR-E-SARAJ	1	21-01-17	21-01-17
KUNDUZ	DASHT-E-ARCHI	1	21-02-17	21-02-17	
2017 Total			14	13-01-17	28-12-17

Table 10: Wild Polio cases by district and date of onset of paralysis, Pakistan 2017-2018

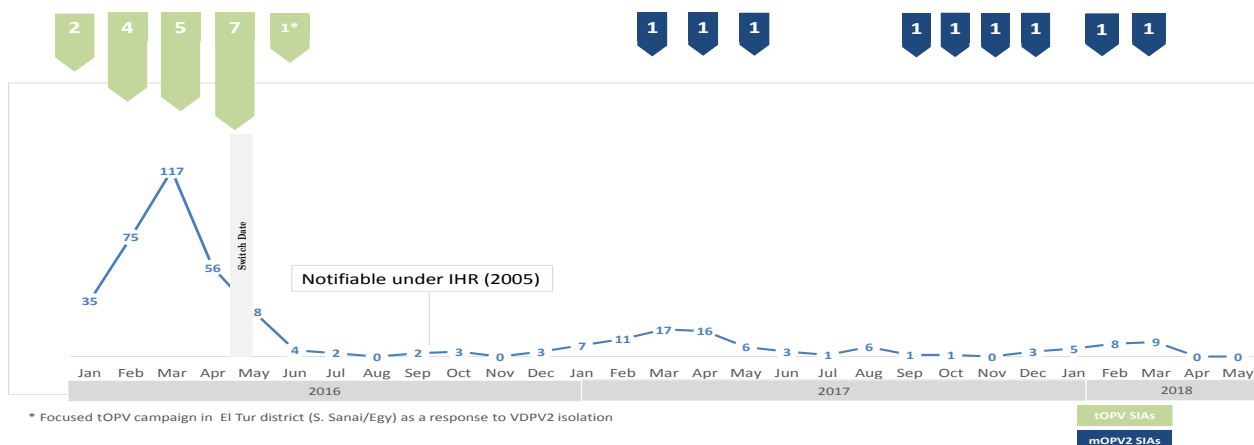
ONSETYR	PROVINCE	DISTRICT	Count	First case	Last case
2018	BALUCHISTAN	DUKKI	3	08-03-18	18-05-18
2018 Total			3	08-03-18	18-05-18
2017	BALUCHISTAN	ZHOB	1	15-11-17	15-11-17
		KABDULAH	2	11-06-17	13-11-17
	SINDH	KHIGADAP	1	09-11-17	09-11-17
		KHIGIQBAL	1	11-08-17	11-08-17
	KHYBER PAKHTOON	LAKKIMRWT	1	21-08-17	21-08-17
	GILGIT BALTISTAN	DIAMER	1	13-02-17	13-02-17
PUNJAB	LODHRAN	1	28-01-17	28-01-17	
2017 Total			8	28-01-17	15-11-17

Table 11: Circulating VDPV cases and date of onset of paralysis in EMR countries by districts 2017-2018

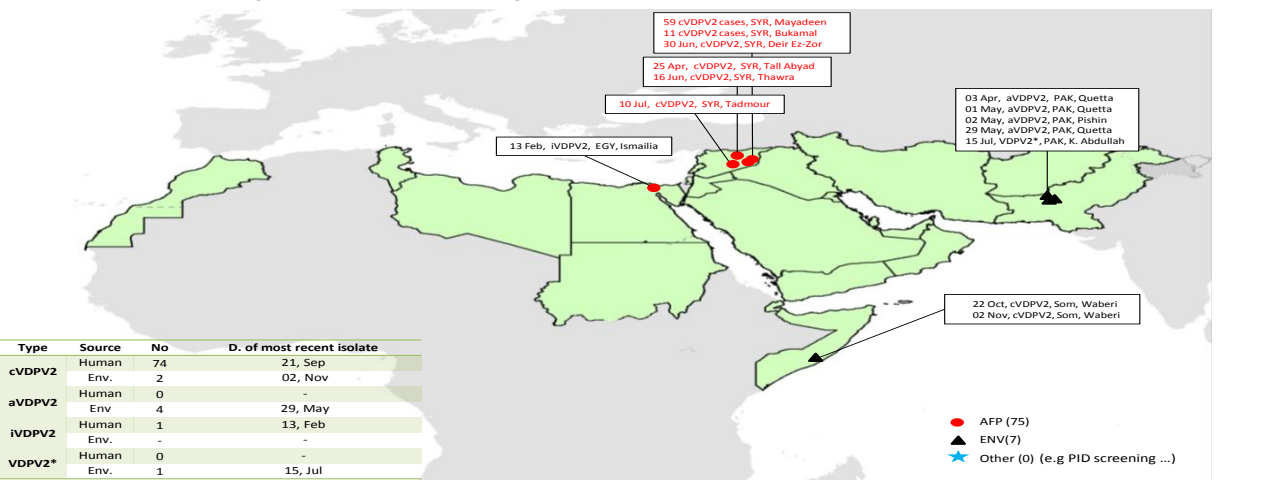
Year	COUNTRY	PROVINCE	DISTRICT	Count	First Case	Last Case
2017	SYR	HOMS	TADMOUR	1	10-07-17	10-07-17
		DEIR_AL_ZOUR	DEIR ALZOUR	1	30-06-17	30-06-17
		DEIR_AL_ZOUR	BOKAMAL	12	25-06-17	21-09-17
		DEIR_AL_ZOUR	MAYADEEN	58	05-03-17	09-09-17
		RAQUA	THAWRA	1	16-06-17	16-06-17
		RAQUA	TALABYAD	1	25-04-17	25-04-17
SYR Total				74	05-03-17	21-09-17
2017 Total				74	05-03-17	21-09-17



Sabin Like Type-2 Poliovirus Isolates (H & E) EMR, 2016-17-18



VDPV2 isolates, EMR countries, 2017



VDPV2 isolates, EMR countries, 2018

