



AFP SURVEILLANCE

7-May-18

Week 18, ending 06 May 2018

Number 1022

Table 1: Acute Flaccid Paralysis (AFP) cases by week of onset

Country	Reported AFP cases by week of onset - Week (18/18) / Ending on : 06/05/2018														
	Total AFP 2016	Total AFP 2017	Total AFP to date, 2018	W07 18 Feb 18	W08 25 Feb 18	W09 04 Mar 18	W10 11 Mar 18	W11 18 Mar 18	W12 25 Mar 18	W13 01 Apr 18	W14 08 Apr 18	W15 15 Apr 18	W16 21 Apr 18	W17 29 Apr 18	W18 06 May 18
Afghanistan	2905	3094	1158	71	69	86	78	56	65	65	62	73	52	30	3
Bahrain	14	18	15	2	2	0	0	1	0	0	1	0	2	0	0
Djibouti	3	4	0												
Egypt	1092	1242	441	38	33	36	30	33	35	24	24	25	7	0	0
Iran	776	820	260	18	11	18	12	10	7	12	18	9	7	2	
Iraq	605	699	339	23	16	18	19	16	15	21	16	20	26	3	
Jordan ****	107	116	43	4	0	2	2	0	4	1	3	5	5	2	
Kuwait	50	69	29	2	3	1	0	2	4	2	1	3	4	1	0
Lebanon ****	111	75	28	2	1	1	5	1	2	0	1	2	0	0	
Libya	70	88	38	1	2	5	1	0	2	1	8	2	3	4	
Morocco	84	142	56	5	1	8	5	4	1	7	0	0			
Oman	39	40	9	1	2	0	0	1	0	1	0	1	0	1	0
Pakistan	7848	10314	3683	240	198	230	217	226	221	222	245	208	155	66	1
Palestine ****	46	43	14	1	3	1	0	0	0	0	0	0	0	0	
Qatar	9	18	5	0	0	0	1	0	0	2	0	0	0	0	
Saudi Arabia	273	276	51	5	7	4	7	9	2	1	0	0	0		
Somalia	316	345	113	13	8	9	6	3	9	5	3	7	5	4	0
Sudan	509	570	200	21	10	14	6	10	16	11	11	11	15	4	0
Syria ****	303	362	137	7	14	6	14	10	8	8	5	8	2	0	
Tunisia	90	67	20	2	4	1	0	0	0	0	0	0			
U.A.E	42	58	17	2	1	1	1	1	0	0	1	1	0	1	0
Yemen	715	713	298	19	19	24	17	22	23	19	15	10	8	3	
<b>Total EMR</b>	<b>16007</b>	<b>19173</b>	<b>6954</b>	<b>477</b>	<b>404</b>	<b>465</b>	<b>421</b>	<b>405</b>	<b>414</b>	<b>402</b>	<b>414</b>	<b>385</b>	<b>291</b>	<b>121</b>	<b>4</b>

□ No data = No report received

Table 2: Confirmed polio cases by month of onset

Country	Total year 2016	Total year 2017	06/05		Confirmed polio cases by month of onset											
			2017	2018	June 2017	July 2017	August 2017	September 2017	October 2017	November 2017	December 2017	January 2018	February 2018	March 2018	April 2018	May 2018
					Afghanistan	13	14	4	7	1	1	0	1	3	2	2
Bahrain	0	0	0	0	0	0	0	0	0	0	0	0	0	0		
Djibouti	0	0	0	0												
Egypt	0	0	0	0	0	0	0	0	0	0	0	0				
Iran	0	0	0	0	0	0	0	0	0	0	0	0	0			
Iraq	0	0	0	0	0	0	0	0	0	0	0	0	0			
Jordan ****	0	0	0	0	0	0	0	0	0	0	0	0	0	0		
Kuwait	0	0	0	0	0	0	0	0	0	0	0	0	0	0		
Lebanon ****	0	0	0	0	0	0	0	0	0	0	0	0	0	0	0	
Libya	0	0	0	0	0	0	0	0	0	0	0	0	0			
Morocco	0	0	0	0	0	0	0	0	0	0	0	0	0			
Oman	0	0	0	0	0	0	0	0	0	0	0	0	0	0		
Pakistan	20	8	2	1	1	0	2	0	0	3	0	0	0	1		
Palestine ****	0	0	0	0	0	0	0	0	0	0	0	0	0	0		
Qatar	0	0	0	0	0	0	0	0	0	0	0	0	0	0		
Saudi Arabia	0	0	0	0	0	0	0	0	0	0	0	0	0			
Somalia	0	0	0	0	0	0	0	0	0	0	0	0	0			
Sudan	0	0	0	0	0	0	0	0	0	0	0	0	0			
Syria ****	0	0	0	0					0	0	0	0	0	0		
Tunisia	0	0	0	0	0	0	0	0	0	0	0			0		
U.A.E	0	0	0	0	0	0	0	0	0	0	0	0	0			
Yemen	0	0	0	0	0	0	0									
<b>Total EMR</b>	<b>33</b>	<b>22</b>	<b>6</b>	<b>8</b>	<b>2</b>	<b>1</b>	<b>2</b>	<b>1</b>	<b>3</b>	<b>5</b>	<b>2</b>	<b>3</b>	<b>3</b>	<b>2</b>	<b>0</b>	<b>0</b>

\*\*\*\* UNRWA cases are included with those of country of residence



Table 3: Investigation of AFP cases with paralysis onset in 2017 & 2018 up to Week (18/18) / Ending on : 06/05/2018

COUNTRY	2017												2018												Latest line List Date
	AFP									Specimen	Wild cases ****		AFP									Specimen	Wild cases ****		
	Total AFP cases onset 2017	Case classification					Non polio AFP rate **	AFP cases pending classification > 90 days from onset of paralysis	AFP cases pending classification and lab > 90 days from onset of paralysis	% with *** adequate specimens	Wild P1 Poliovirus	Wild P3 Poliovirus	Total AFP cases onset 2018	Case classification					Annualized Non polio AFP rate **	AFP cases pending classification > 90 days from onset of paralysis	AFP cases pending classification and lab > 90 days from onset of paralysis	% with *** adequate specimens	Wild P1 Poliovirus	Wild P3 Poliovirus	
		Total Confirmed Polio Cases *	Polio Compatible	Pending Classification	Discarded (non polio AFP)	VDPV								Total Confirmed Polio Cases *	Polio Compatible	Pending Classification	Discarded (non polio AFP)	VDPV							
Afghanistan	3094	14	0	3	3077	1	15.2	3	0	93.5	14	0	1158	7	0	230	921	0	16.3	7	2	96.0	7	0	06-05-2018
Bahrain	18	0	0	0	18	0	6.2	0	0	100.0	0	0	15	0	0	12	3	0	14.9	4	0	86.7	0	0	06-05-2018
Djibouti	4	0	0	4	0	0	1.3	4	4	100.0	0	0	0	0	0	0	0	0	0.0	0	0		0	0	10-04-2017
Egypt	1242	0	0	0	1240	2	3.3	0	0	94.4	0	0	441	0	0	62	379	0	3.3	4	0	94.1	0	0	06-05-2018
Iran	820	0	0	0	820	0	4.3	0	0	96.7	0	0	260	0	0	19	241	0	3.9	0	0	95.4	0	0	05-05-2018
Iraq	699	0	0	0	699	0	4.7	0	0	86.7	0	0	339	0	0	100	239	0	6.4	7	0	89.7	0	0	04-05-2018
Jordan	116	0	0	0	116	0	4.2	0	0	100.0	0	0	43	0	0	28	15	0	4.3	1	0	100.0	0	0	29-04-2018
Kuwait	69	0	0	1	68	0	7.5	1	0	92.8	0	0	29	0	0	6	23	0	9.0	0	0	93.1	0	0	06-05-2018
Lebanon	75	0	0	0	75	0	4.0	0	0	80.0	0	0	28	0	0	0	28	0	4.3	0	0	100.0	0	0	03-05-2018
Libya	88	0	0	0	88	0	4.3	0	0	96.6	0	0	38	0	0	14	24	0	4.4	0	0	94.7	0	0	05-05-2018
Morocco	142	0	0	1	141	0	1.3	1	0	66.9	0	0	56	0	0	24	32	0	1.8	3	1	73.2	0	0	16-04-2018
Oman	40	0	0	0	40	0	4.5	0	0	90.0	0	0	9	0	0	2	7	0	3.0	0	0	66.7	0	0	06-05-2018
Pakistan	10314	8	2	12	10292	0	13.2	12	0	85.5	8	0	3683	1	0	847	2835	0	13.5	64	0	90.1	1	0	06-05-2018
Palestine	43	0	0	0	43	0	2.3	0	0	97.7	0	0	14	0	0	6	8	0	2.1	1	0	100.0	0	0	29-04-2018
Qatar	18	0	0	0	18	0	6.1	0	0	100.0	0	0	5	0	0	3	2	0	4.0	0	0	80.0	0	0	29-04-2017
Saudi Arabia	276	0	0	0	276	0	3.5	0	0	98.9	0	0	51	0	0	48	3	0	1.8	10	9	94.1	0	0	22-04-2018
Somalia	345	0	0	1	344	0	6.0	1	1	99.1	0	0	113	0	0	17	96	0	5.1	0	0	98.2	0	0	06-05-2018
Sudan	570	0	0	0	570	0	3.2	0	0	96.3	0	0	200	0	0	28	172	0	3.2	1	0	98.0	0	0	06-05-2018
Syria	362	0	1	0	287	74	4.7	0	0	80.9	0	0	137	0	0	21	116	0	5.1	1	0	85.4	0	0	05-05-2018
Tunisia	67	0	0	0	67	0	2.5	0	0	74.6	0	0	20	0	0	1	19	0	2.2	1	1	75.0	0	0	27-04-2018
U.A.E	58	0	0	0	58	0	5.7	0	0	96.6	0	0	17	0	0	3	14	0	3.9	0	0	100.0	0	0	06-05-2018
Yemen	713	0	0	155	558	0	5.2	155	129	90.2	0	0	298	0	0	298	0	0	6.1	101	96	95.6	0	0	05-05-2018
EMR	19173	22	3	177	18895	77	7.7	177	134	88.8	22	0	6954	8	0	1769	5177	0	8.0	205	109	92.0	8	0	
2016	16008	33	5	1	15961	8	6.4	0	0	89.6	33	0													

\* Confirmed polio cases refer to wild isolation from AFP cases or from contacts of negative index AFP cases

\*\* Non-polio AFP per 100,000 children <15 years

\*\*\* Adequate here refers to two stool specimens collected at least 24 hours apart, within 14 days of paralysis onset

\*\*\*\* AFP cases co infected with P1 and P3 are counted separately as wild isolates



World Health Organization – Regional Office for Eastern Mediterranean  
AFP SURVEILLANCE  
Week 18, ending 06 May 2018

7-May-18  
Number 1022

Table 4 (a): Lab results of contacts' samples in EMR, 2017 - 2018

COUNTRY	2017						2018					
	# OF CONTACTS	LAB RESULTS					# OF CONTACTS	LAB RESULTS				
		WILD	VDPV	SL	NPEV	PENDING		WILD	VDPV	SL	NPEV	PENDING
AFG	1424	1	0	88	347	0	272	0	0	15	24	50
BAH	2	0	0	0	0	0	1	0	0	0	0	0
DJI	0	0	0	0	0	0	0	0	0	0	0	0
EGY	450	0	0	9	63	18	151	0	0	8	14	29
IRN	143	0	0	5	1	0	36	0	0	2	1	0
IRQ	698	0	0	18	101	16	363	0	0	7	33	59
JOR	2	0	0	0	0	0	0	0	0	0	0	0
KUW	8	0	0	0	0	2	0	0	0	0	0	0
LEB	92	0	0	2	3	21	65	0	0	1	2	26
LIB	4	0	0	0	0	1	0	0	0	0	0	0
MOR	87	0	0	0	7	0	14	0	0	0	4	2
OMA	115	0	0	1	24	1	32	0	0	0	6	3
PAK	3751	2	0	234	895	0	1323	0	0	71	133	187
PAL	0	0	0	0	0	0	0	0	0	0	0	0
QAT	0	0	0	0	0	0	0	0	0	0	0	0
SAA	0	0	0	0	0	0	0	0	0	0	0	0
SOM	1035	0	0	37	113	4	339	0	0	22	14	50
SUD	385	0	0	6	32	46	132	0	0	1	11	34
SYR	570	0	63	3	11	0	260	0		2	1	20
TUN	26	0	0	0	0	0	6	0	0	0	0	0
UAE	2	0	0	0	0	0	0	0	0	0	0	0
YEM	1737	0	0	43	114	667	613	0	0	0	0	613
<b>EMR</b>	<b>10531</b>	<b>3</b>	<b>63</b>	<b>446</b>	<b>1711</b>	<b>776</b>	<b>3607</b>	<b>0</b>	<b>0</b>	<b>129</b>	<b>243</b>	<b>1073</b>

Table 4 (B): Most recent wild contacts in EMRO, 2017 - 2018

Year	Country	Data	
		Count of wild contacts	Date of Most Recent stool collection
2017	Pakistan	2	04-12-17
	Afghanistan	1	21-05-17
<b>2017 Total</b>		<b>3</b>	<b>04-12-17</b>

Table 4 (C): Number and distribution by district of -ve index AFP cases identified as wild positive by contact in EMR, 2017-2018

YEAR	COUNTRY	PROVINCE	DISTRICT	COUNT	First case	Last case
2017	AFG	HILMAND	NAWZAD	1	16-04-17	16-04-17
	<b>AFG Total</b>				<b>1</b>	<b>16-04-17</b>



**Table 5: Laboratory investigation of AFP cases with paralysis onset in 2018 up to Week (18/18) / Ending on : (06/05/2018)**

Country	Polio laboratories  Sequencing performed by EGY, PAK, TUN, CDC and RIVM laboratories	AFP cases with specimens	Preliminary virus isolation results of AFP cases						Poliovirus intratypic differentiation results #									Indicators				Latest report Date				
			Referred for ITD		NPEV only	Negative	Pending		Type 1			Type 2			Type 3			Discordant pending sequence	NPEV by PCR	Non-EV	Pending ITD		% specimens positive for NPEV*	% AFP cases with culture results within 14 days	% AFP cases with ITD results within 7 days	% AFP cases with ITD results within 45 days of onset**
			L20B+	L20B+&NPEV			received < / = 14 days	received > 14 days ago	Wild	Sabin	VDPV	Wild	Sabin	VDPV	Wild	Sabin	VDPV									
Afghanistan	RRL Pakistan	1118	64	5	122	749	97	81	7	43											11%	96%	100%	99%	05/05/2018	
Bahrain	PNL Oman	12				12															0%	100%		42%	07/05/2018	
Djibouti	NPL Kenya																								10/04/2017	
Egypt***	RRL Egypt	466	18	5	39	350	41	14		8							3				9%	100%	100%	100%	03/05/2018	
Iran	NPL Iran	297	9		3	252	31	2		6											1%	99%	100%	100%	05/05/2018	
Iraq	RRL Egypt	339	9		32	257	35	6		6											11%	100%	100%	88%	03/05/2018	
Jordan	RRL EGYPT	51	2		4	41	4			1											11%	100%	100%	67%	06/05/2018	
Kuwait	RRL Kuwait	28			2	17	4	5													4%	100%		100%	29/04/2018	
Lebanon	NPL Jordan	31	1		2	27	1														5%	100%			06/05/2018	
Libya	RRL Tunisia	35	1		1	23	10														4%	100%	100%	96%	04/05/2018	
Morocco	NPL Morocco	56			1	50		5													5%	100%		98%	20/04/2018	
Oman	NPL Oman	8			1	6	1														19%	86%		100%	07/05/2018	
Pakistan	RRL Pakistan	3642	174	10	377	2385	375	320	1	113											11%	99%	99%	98%	05/05/2018	
Palestine & UNRWA		14			1	13															7%	71%		100%	29/04/2018	
Qatar	NPL Oman	4				4															0%	67%		100%	07/05/2018	
Saudi Arabia	NPL Oman	68	1			48	5	14													0%	100%			25/04/2018	
Somalia	NPL Kenya	113	8		6	82	7	10		5		2									6%	16%		100%	06/05/2018	
Sudan	RRL Egypt	172	1		16	136		19		3											11%	100%	100%	57%	22/04/2018	
Syria	RRL Egypt	132	2		1	117	2	10		1											1%	100%	100%	50%	26/04/2018	
Tunisia	RRL Tunisia	30				26	4														0%	100%		100%	04/05/2018	
U.A.E	NPL Oman	14				14															0%	71%		79%	07/05/2018	
Yemen	RRL Egypt																								03/05/2018	
<b>Total EMR 2018</b>		<b>6630</b>	<b>290</b>	<b>20</b>	<b>608</b>	<b>4609</b>	<b>617</b>	<b>486</b>	<b>8</b>	<b>186</b>		<b>2</b>			<b>205</b>	<b>1</b>	<b>7</b>				<b>9%</b>	<b>97%</b>	<b>99%</b>	<b>98%</b>		
<b>Total EMR 2017</b>		<b>18247</b>	<b>941</b>	<b>103</b>	<b>3562</b>	<b>13619</b>		<b>21</b>	<b>21</b>	<b>597</b>		<b>10</b>	<b>34 *</b>	<b>705</b>	<b>1</b>	<b>21</b>	<b>25</b>	<b>4</b>			<b>16%</b>	<b>98%</b>	<b>99%</b>	<b>96%</b>		

\* Specimens from all sources including non-AFP cases, excluding environmental samples

\* In 2017, 41 cVDPV2 were isolated from Syria by other Global Polio Laboratories Network (GPLN)

\*\* This indicator reflects surveillance and laboratory activities

Syria reported a total of 74 cVDPV2 cases in 2017 out of which 8 were identified by positive contacts



**Table 6: Environmental isolate by year and type**

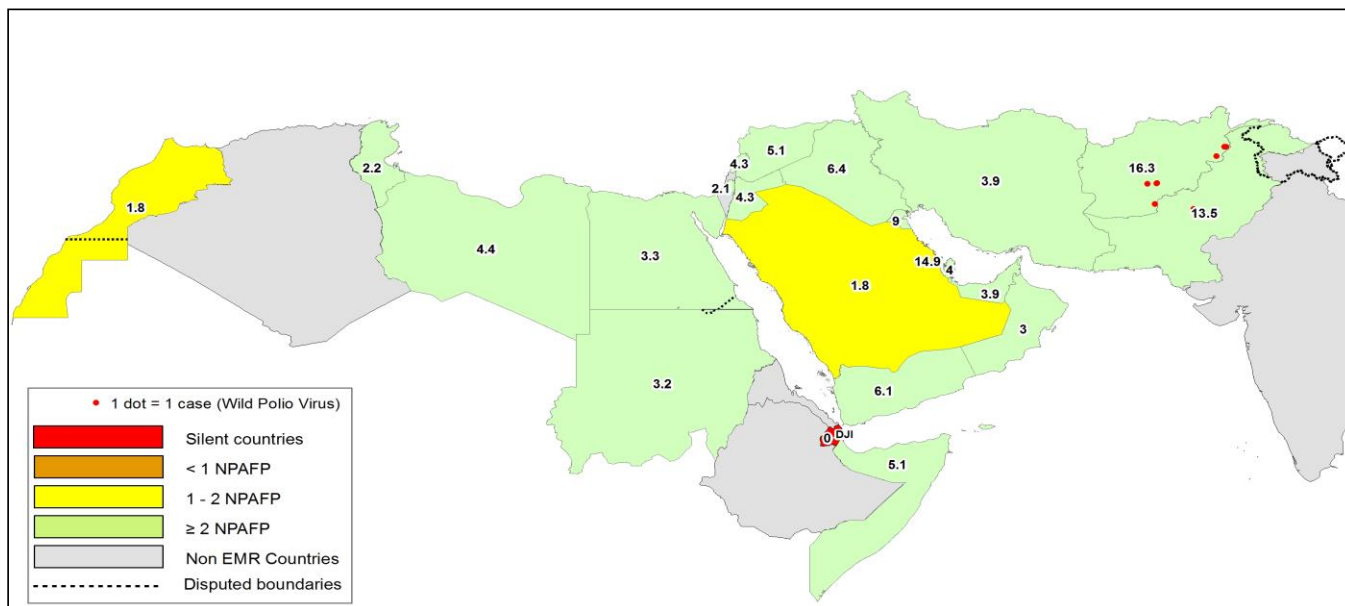
Country	Status	2015	2016	2017	2018
AFG	NEGATIVE	129	183	274	75
	PENDING				22
	WILD	20	2	42	15
<b>AFG Total</b>		<b>149</b>	<b>185</b>	<b>316</b>	<b>112</b>
EGY	NEGATIVE	495	528	522	166
	PENDING				16
	VDPV2	3	1		
<b>EGY Total</b>		<b>498</b>	<b>529</b>	<b>522</b>	<b>182</b>
IRN	NEGATIVE			6	12
<b>IRN Total</b>				<b>6</b>	<b>12</b>
JOR	NEGATIVE		2	32	8
	PENDING				4
<b>JOR Total</b>			<b>2</b>	<b>32</b>	<b>12</b>
LEB	NEGATIVE		4	27	4
	PENDING				9
<b>LEB Total</b>			<b>4</b>	<b>27</b>	<b>13</b>
PAK	NEGATIVE	347	462	523	170
	PENDING				27
	WILD	79	59	105	25
	WILD & VDPV2	5	3	1	
	VDPV2	8	5	4	
<b>PAK Total</b>		<b>439</b>	<b>529</b>	<b>633</b>	<b>222</b>
SOM	NEGATIVE			34	52
	PENDING				8
	VDPV2			2	4
	VDPV3				4
<b>SOM Total</b>			<b>36</b>	<b>68</b>	
SYR	NEGATIVE			4	16
	PENDING				3
<b>SYR Total</b>			<b>4</b>	<b>19</b>	
<b>Grand Total</b>		<b>1086</b>	<b>1249</b>	<b>1576</b>	<b>640</b>

**Table 7: Environmental Wild/VDPV isolate by site**

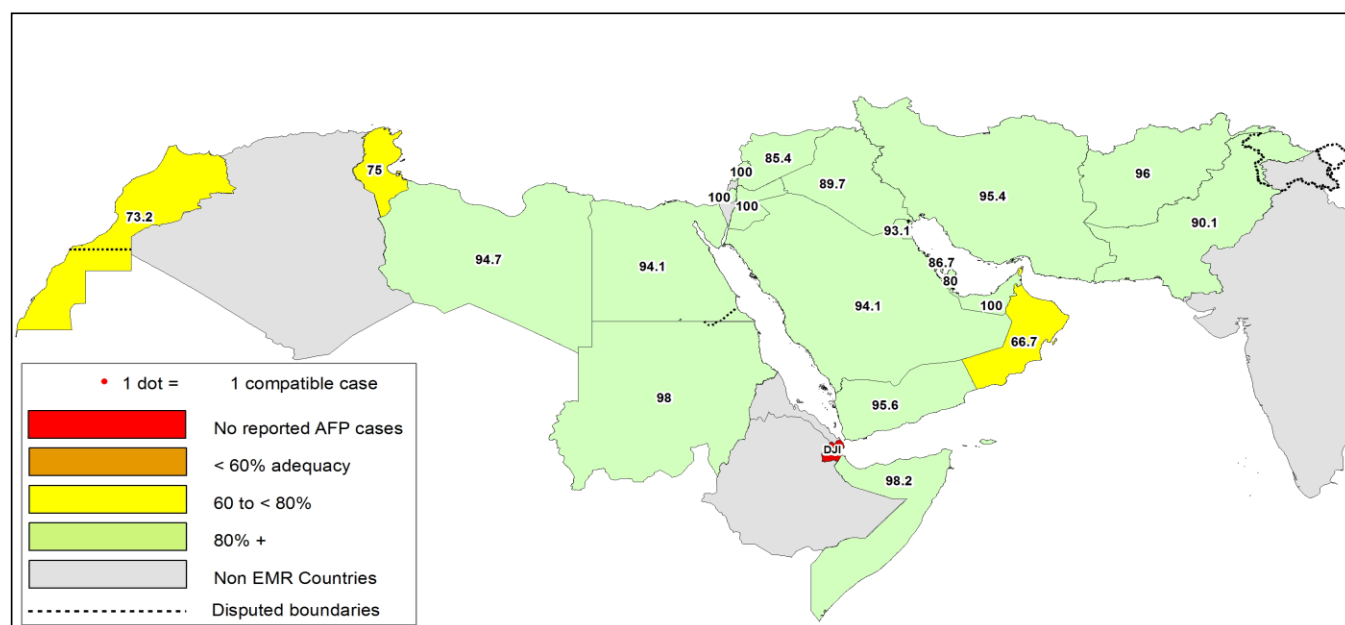
Country	COUNTRY	Status	PROVINCE	DISTRICT	Count	First date	Last date	
2017	AFG	WILD	HILMAND	LASHKARGAH	8	26-Apr	26-Dec	
				NAHR-E-SARAJ	1	25-Sep	25-Sep	
				KABUL	1	25-Oct	25-Oct	
				KANDAHAR	18	26-Jan	27-Dec	
				KUNAR	1	25-Dec	25-Dec	
				NANGARHAR	3	24-Sep	26-Dec	
	<b>AFG Total</b>				<b>42</b>	<b>24-Jan</b>	<b>27-Dec</b>	
	PAK	WILD	BALOCHISTAN	KABDULLAH	12	1-Jan	15-Oct	
				LORALAI	3	17-Sep	17-Nov	
				PISHIN	5	2-Jan	2-Oct	
				QUETTA	12	1-Jan	20-Dec	
				ZHOB	1	18-Dec	18-Dec	
				ISLAMABAD	5	10-Feb	10-Jul	
				KHYBER PAKHTUNKHWA	8	10-Jan	11-Dec	
				PUNJAB	LAHORE	1	18-Dec	18-Dec
					MULTAN	1	9-Jan	9-Jan
					RAWALPINDI	8	10-Jan	10-Oct
					JACOBABAD	4	11-Aug	13-Dec
				SINDH	KAMBAR	1	15-Aug	15-Aug
					KHIBALDIA	2	8-Aug	3-Nov
					KHIGADAP	21	9-Jan	12-Dec
					KHIGQBAL	6	3-Feb	10-Oct
					KHIKORANGI	1	16-Oct	16-Oct
					KHILANDHI	7	16-Mar	14-Dec
WILD & VDPV2				BALOCHISTAN	KABDULLAH	1	15-Jul	15-Jul
	PISHIN	1	2-May		2-May			
VDPV2	BALOCHISTAN	QUETTA	3	3-Apr	29-May			
<b>PAK Total</b>				<b>110</b>	<b>1-Jan</b>	<b>20-Dec</b>		
SOM	VDPV2	BANADIR	WABERI	2	22-Oct	2-Nov		
<b>SOM Total</b>				<b>2</b>	<b>22-Oct</b>	<b>2-Nov</b>		
<b>2017 Total</b>				<b>154</b>	<b>1-Jan</b>	<b>27-Dec</b>		
2018	AFG	WILD	HILMAND	LASHKARGAH	1	8-Jan	8-Jan	
				KABUL	1	26-Feb	26-Feb	
				KANDAHAR	6	8-Jan	27-Mar	
				NANGARHAR	2	28-Jan	25-Feb	
				JALALABAD	5	27-Jan	24-Feb	
				<b>AFG Total</b>				<b>15</b>
	PAK	WILD	BALOCHISTAN	KABDULLAH	1	1-Jan	1-Jan	
				LORALAI	1	17-Mar	17-Mar	
				QUETTA	2	13-Feb	12-Apr	
				ISLAMABAD	1	10-Jan	10-Jan	
				KHYBER PAKHTUNKHWA	1	31-Mar	31-Mar	
				KOHAT	2	5-Jan	27-Mar	
				PESHAWAR	4	10-Jan	11-Apr	
				PUNJAB	DERA GHAZI KHAN	1	12-Feb	12-Feb
					RAWALPINDI	1	10-Jan	10-Jan
					HYDERABAD	1	9-Feb	9-Feb
				SINDH	JACOBABAD	2	12-Feb	7-Mar
					KAMBAR	1	7-Apr	7-Apr
					KHIGADAP	3	15-Feb	5-Apr
					KHILANDHI	1	10-Jan	10-Jan
				KHISITE		1	1-Jan	1-Jan
					SUKKUR	1	8-Feb	8-Feb
				KHILIAQAT		1	7-Mar	7-Mar
<b>PAK Total</b>				<b>25</b>	<b>1-Jan</b>	<b>12-Apr</b>		
SOM	VDPV2	BANADIR	HAMAR WEYN	2	4-Jan	11-Jan		
			HODAN	1	22-Feb	22-Feb		
			WABERI	1	1-Mar	1-Mar		
			HAMAR WEYN	3	8-Mar	22-Mar		
VDPV3	BANADIR	WABERI	1	8-Mar	8-Mar			
<b>SOM Total</b>				<b>8</b>	<b>4-Jan</b>	<b>22-Mar</b>		
<b>2018 Total</b>				<b>48</b>	<b>1-Jan</b>	<b>12-Apr</b>		



**Figure 1: Non Polio AFP Rate and Wild Virus in EMR 01/01/2018 - 06/05/2018**



**Figure 2: Percent of AFP cases with Adequate Samples & Compatible Cases in EMR 01/01/2018 - 06/05/2018**



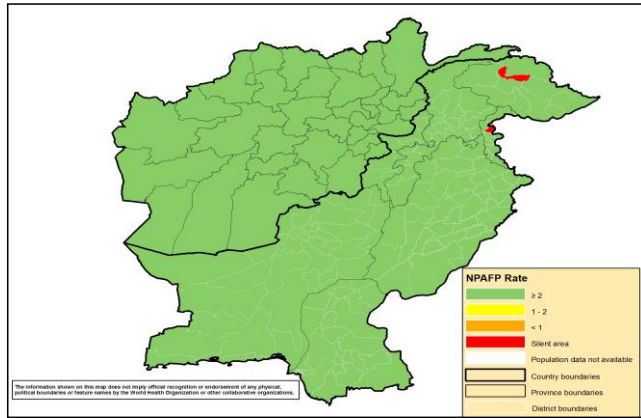
**Table 8: Wild polio cases by country and date of onset of paralysis in EMR, 2017 - 2018**

Year	COUNTRY	Count	First Case	Last Case
2018	AFG	7	01-01-18	03-03-18
	PAK	1	08-03-18	08-03-18
2018 Total		8	01-01-18	08-03-18
2017	AFG	14	13-01-17	28-12-17
	PAK	8	28-01-17	15-11-17
2017 Total		22	13-01-17	28-12-17

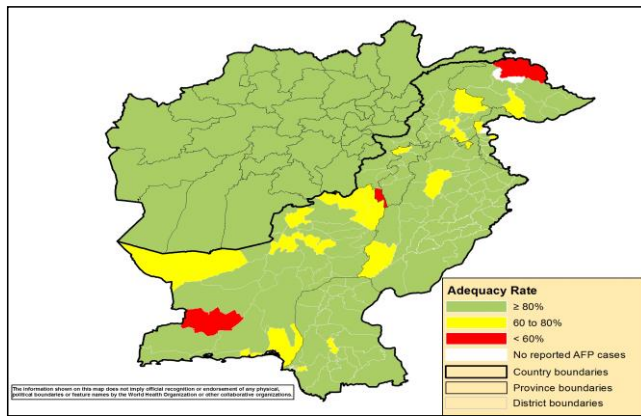
Last reported wild Polio P3 from Pakistan with date of onset 18/04/2012



**Figure 3: Non Polio AFP rate by Province in Afghanistan & by District in Pakistan 01/01/2018 - 06/05/2018**

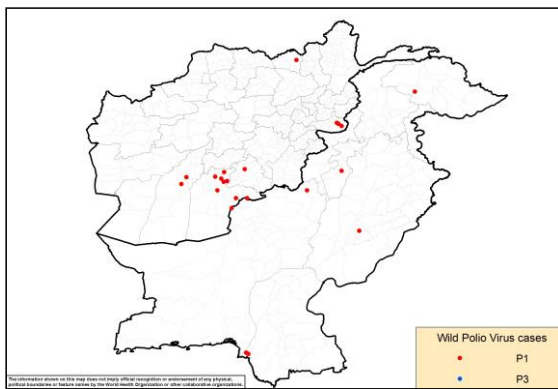


**Figure 4: Percent of AFP cases with Adequate Samples in Afghanistan by Province & Pakistan by District 01/01/2018 - 06/05/2018**

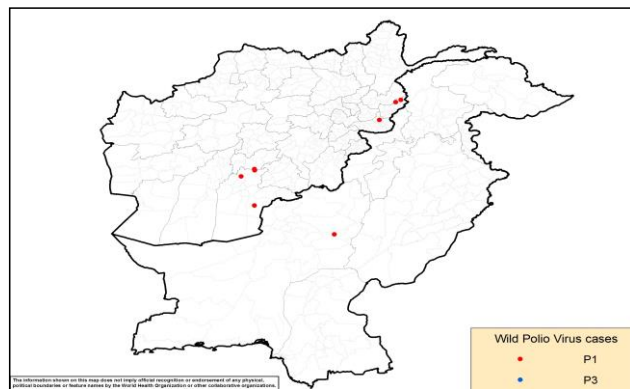


**Figure 5: Wild Virus Cases by Type & District in Afghanistan & Pakistan**

**5a: 01/01/2017 - 31/12/2017**



**5b: 01/01/2018 - 06/05/2018**





**Table 9: Wild Polio cases by district and date of onset of paralysis, Afghanistan 2017-2018**

ONSETYR	PROVINCE	DISTRICT	Count	First case	Last case
2018	KUNAR	GHAZIABAD	2	14-02-18	03-03-18
		KANDAHAR	1	25-02-18	25-02-18
	KANDAHAR	SHAHWALIKOT	2	05-01-18	19-02-18
		SPINBOLDAK	1	06-01-18	06-01-18
	NANGARHAR	KAMA	1	01-01-18	01-01-18
<b>2018 Total</b>			<b>7</b>	<b>01-01-18</b>	<b>03-03-18</b>
2017	KANDAHAR	SPINBOLDAK	1	28-12-17	28-12-17
		SHAHWALIKOT	5	19-06-17	03-12-17
		KANDAHAR	1	13-01-17	13-01-17
	NANGARHAR	MUHMAND DARABATIKOT	1	05-11-17	05-11-17
		BATIKOT	2	15-09-17	11-10-17
	ZABUL	ARGHANDAB (Z)	1	10-07-17	10-07-17
	HILMAND	NAWZAD	1	16-04-17	16-04-17
		NAHR-E-SARAJ	1	21-01-17	21-01-17
KUNDUZ	DASHT-E-ARCHI	1	21-02-17	21-02-17	
<b>2017 Total</b>			<b>14</b>	<b>13-01-17</b>	<b>28-12-17</b>

**Table 10: Wild Polio cases by district and date of onset of paralysis, Pakistan 2017-2018**

ONSETYR	PROVINCE	DISTRICT	Count	First case	Last case
2018	BALUCHISTAN	DUKKI	1	08-03-18	08-03-18
<b>2018 Total</b>			<b>1</b>	<b>08-03-18</b>	<b>08-03-18</b>
2017	BALUCHISTAN	ZHOB	1	15-11-17	15-11-17
		KABDULAH	2	11-06-17	13-11-17
	SINDH	KHIGADAP	1	09-11-17	09-11-17
		KHIGIQBAL	1	11-08-17	11-08-17
	KHYBER PAKHTOON	LAKKIMRWT	1	21-08-17	21-08-17
	GILGIT BALTISTAN	DIAMER	1	13-02-17	13-02-17
PUNJAB	LODHRAN	1	28-01-17	28-01-17	
<b>2017 Total</b>			<b>8</b>	<b>28-01-17</b>	<b>15-11-17</b>

**Table 11: Circulating VDPV cases and date of onset of paralysis in EMR countries by districts 2017-2018**

Year	COUNTRY	PROVINCE	DISTRICT	Count	First Case	Last Case
2017	SYR	HOMS	TADMOUR	1	10-07-17	10-07-17
		DEIR_AL_ZOUR	DEIR ALZOUR	1	30-06-17	30-06-17
		DEIR_AL_ZOUR	BOKAMAL	12	25-06-17	21-09-17
		DEIR_AL_ZOUR	MAYADEEN	58	05-03-17	09-09-17
		RAQUA	THAWRA	1	16-06-17	16-06-17
		RAQUA	TALABYAD	1	25-04-17	25-04-17
<b>SYR Total</b>				<b>74</b>	<b>05-03-17</b>	<b>21-09-17</b>
<b>2017 Total</b>				<b>74</b>	<b>05-03-17</b>	<b>21-09-17</b>





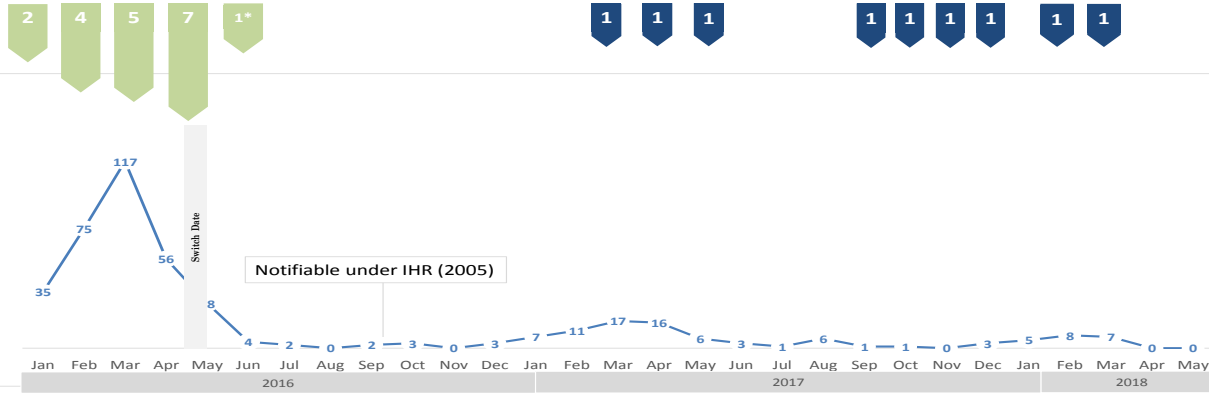
Table 12: VDPV2 and Sabin Like 2 isolates, EMRO countries 2017 - 2018

Country	Source	Poliovirus type 2 by month																							
		2017												2018											
		Jan	Feb	Mar	Apr	May	Jun	Jul	Aug	Sep	Oct	Nov	Dec	Jan	Feb	Mar	Apr								
V2	S2	V2	S2	V2	S2	V2	S2	V2	S2	V2	S2	V2	S2	V2	S2	V2	S2	V2	S2	V2	S2	V2	S2		
AFG	AFP																								
	Contact																								
	Others*		1																						
BAH	AFP																								
	Contact																								
	Others*																								
DJI	AFP																								
	Contact																								
	Others*																								
EGY	AFP																								
	Contact																								
	Others*		1																						
IRN	AFP																								
	Contact																								
	Others*																								
IRQ	AFP																								
	Contact																								
	Others*			1																					
JOR	AFP																								
	Contact																								
	Others*																								
KWT	AFP																								
	Contact																								
	Others*																								
LEB	AFP																								
	Contact																								
	Others*																								
LIB	AFP																								
	Contact																								
	Others*																								
MOR	AFP																								
	Contact																								
	Others*																								
OMA	AFP																								
	Contact																								
	Others*																								
PAK	AFP		1			5		1					1												
	Contact				1		2																		
	Others*		5	9	11	1	10	3	6	3	1	1	2												
PNA	AFP																								
	Contact																								
	Others*																								
QAT	AFP																								
	Contact																								
	Others*																								
SAA	AFP																								
	Contact																								
	Others*																								
SUD	AFP																								
	Contact																								
	Others*																								
SOM	AFP																								
	Contact																								
	Others*																								
SYR	AFP				2		4		15		12		8		22	2	3								
	Contact						2	1	17		11		7		22		5	1							
	Others*													2	2	1									
TUN	AFP																								
	Contact																								
	Others*																								
UAE	AFP																								
	Contact																								
	Others*																								
YEM	AFP																								
	Contact																								
	Others*																								
EMR	AFP		1	1	1	2	5	4	1	15		12		8		22	3	3							
	Contact				1		1	2	2	17		11		7		22		5	1						
	Others*		6	9		11	1	10	3	6		3	1	1		2	2	1							
VDPV2	AFP																								
	Contact																								
	Others*																								

\*Other: Healthy children, PIDs  
 \*\* VDPV2 isolated from index and contact at the same time



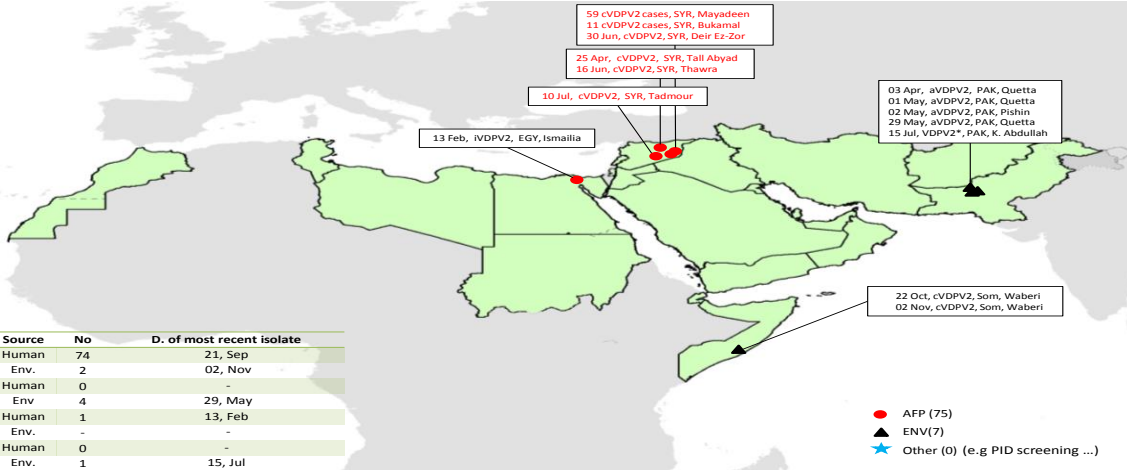
### Sabin Like Type-2 Poliovirus Isolates (H & E) EMR, 2016-17-18



\* Focused tOPV campaign in El Tur district (S. Sana'i/Egy) as a response to VDPV2 isolation

tOPV SIAs  
mOPV2 SIAs

### VDPV2 isolates, EMR countries, 2017



### VDPV2 isolates, EMR countries, 2018

