



AFP SURVEILLANCE

16-Apr-18

Week 15, ending 15 April 2018

Number 1019

Table 1: Acute Flaccid Paralysis (AFP) cases by week of onset

Country	Reported AFP cases by week of onset - Week (15/18) / Ending on : 15/04/2018														
	Total AFP 2016	Total AFP 2017	Total AFP to date, 2018	W04 28 Jan 18	W05 04 Feb 18	W06 11 Feb 18	W07 18 Feb 18	W08 25 Feb 18	W09 04 Mar 18	W10 11 Mar 18	W11 18 Mar 18	W12 25 Mar 18	W13 01 Apr 18	W14 08 Apr 18	W15 15 Apr 18
Afghanistan	2905	3094	974	71	64	70	77	66	80	75	61	56	62	47	12
Bahrain	14	18	12	0	4	1	2	2	0	0	1	0	0	0	0
Djibouti	3	4	0												
Egypt	1092	1242	390	23	22	14	41	35	34	29	37	30	25	11	
Iran	776	820	218	12	19	12	19	10	21	11	8	2	8	5	0
Iraq	605	699	266	23	21	26	24	17	17	17	13	16	15	5	
Jordan ****	107	116	30	1	0	2	4	0	2	2	0	4	1	1	1
Kuwait	50	69	20	0	0	4	2	4	1	0	2	3	2	1	
Lebanon ****	111	75	26	3	3	2	1	2	1	5	0	3	0	1	
Libya	70	88	25	0	0	0	2	2	4	1	0	1	2	5	
Morocco	84	142	52	2	5	3	4	1	7	5	2	4	4	0	
Oman	39	40	8	0	1	1	1	2	0	0	1	0	1	1	0
Pakistan	7848	10312	2892	210	197	249	242	207	211	207	231	192	154	32	0
Palestine ****	46	43	14	2	1	2	1	3	1	0	0	0	0	0	
Qatar	9	18	4	0	0	0	0	0	0	1	0	0	1	0	0
Saudi Arabia	273	276	51	3	2	3	5	6	4	7	9	2	2	0	0
Somalia	316	345	94	6	3	12	11	7	12	4	5	7	5	2	0
Sudan	509	570	159	12	10	11	17	13	15	5	8	18	9	3	0
Syria ****	303	362	121	11	5	18	6	16	5	14	9	9	6	3	
Tunisia	90	67	20	2	2	2	3	3	1	0	0	0	0	0	
U.A.E	42	58	15	1	0	1	2	1	1	0	2	0	0	1	0
Yemen	715	713	255	26	19	22	17	17	24	21	20	21	14	2	
<b>Total EMR</b>	<b>16007</b>	<b>19171</b>	<b>5646</b>	<b>408</b>	<b>378</b>	<b>455</b>	<b>481</b>	<b>414</b>	<b>441</b>	<b>404</b>	<b>409</b>	<b>368</b>	<b>311</b>	<b>120</b>	<b>13</b>

□ No data = No report received

Table 2: Confirmed polio cases by month of onset

Country	Total year 2016	Total year 2017	15/04		Confirmed polio cases by month of onset											
			2017	2018	May 2017	June 2017	July 2017	August 2017	September 2017	October 2017	November 2017	December 2017	January 2018	February 2018	March 2018	April 2018
Afghanistan	13	14	3	7	0	1	1		1	3	2	2	3	3	1	
Bahrain	0	0	0	0	0	0	0	0	0	0	0	0	0	0		
Djibouti	0	0	0	0												
Egypt	0	0	0	0	0	0	0	0	0	0	0	0	0			
Iran	0	0	0	0	0	0	0	0	0	0	0	0	0			
Iraq	0	0	0	0	0	0	0	0	0	0	0	0	0	0		
Jordan ****	0	0	0	0	0	0	0	0	0	0	0	0	0			
Kuwait	0	0	0	0	0	0	0	0	0	0	0	0	0			
Lebanon ****	0	0	0	0	0	0	0	0	0	0	0	0	0			
Libya	0	0	0	0	0	0	0	0	0	0	0	0	0			
Morocco	0	0	0	0	0	0	0	0	0	0	0	0	0			
Oman	0	0	0	0	0	0	0	0	0	0	0	0	0			
Pakistan	20	8	2	1	0	1	0	2	0	0	3	0	0	0	1	
Palestine ****	0	0	0	0	0	0	0	0	0	0	0	0	0	0		
Qatar	0	0	0	0	0	0	0	0	0	0	0	0	0			
Saudi Arabia	0	0	0	0	0	0	0	0	0	0	0	0	0			
Somalia	0	0	0	0	0	0	0	0	0	0	0	0	0			
Sudan	0	0	0	0	0	0	0	0	0	0	0	0	0			
Syria ****	0	0	0	0	0	0	0	0	0	0	0	0	0			
Tunisia	0	0	0	0	0	0	0	0	0	0	0	0	0		0	
U.A.E	0	0	0	0	0	0	0	0	0	0	0	0	0			
Yemen	0	0	0	0	0	0	0	0	0	0	0	0	0			
<b>Total EMR</b>	<b>33</b>	<b>22</b>	<b>5</b>	<b>8</b>	<b>0</b>	<b>2</b>	<b>1</b>	<b>2</b>	<b>1</b>	<b>3</b>	<b>5</b>	<b>2</b>	<b>3</b>	<b>3</b>	<b>2</b>	<b>0</b>

\*\*\*\* UNRWA cases are included with those of country of residence



Table 3: Investigation of AFP cases with paralysis onset in 2017 & 2018 up to Week (15/18) / Ending on : 15/04/2018

COUNTRY	2017												2018												Latest line List Date
	AFP									Specimen	Wild cases ****		AFP									Specimen	Wild cases ****		
	Total AFP cases onset 2017	Case classification					Non polio AFP rate **	AFP cases pending classification > 90 days from onset of paralysis	AFP cases pending classification and lab > 90 days from onset of paralysis		% with *** adequate specimens	Wild P1 Poliovirus	Wild P3 Poliovirus	Total AFP cases onset 2018	Case classification					Annualized Non polio AFP rate **	AFP cases pending classification > 90 days from onset of paralysis		AFP cases pending classification and lab > 90 days from onset of paralysis	% with *** adequate specimens	
		Total Confirmed Polio Cases *	Polio Compatible	Pending Classification	Discarded (non polio AFP)	VDPV				Total Confirmed Polio Cases *					Polio Compatible	Pending Classification	Discarded (non polio AFP)	VDPV							
Afghanistan	3094	14	0	8	3072	1	15.2	8	1	93.6	14	0	974	7	0	186	781	0	16.6	5	0	96.4	7	0	15-04-2018
Bahrain	18	0	0	0	18	0	6.2	0	0	100.0	0	0	12	0	0	10	2	0	14.4	1	0	83.3	0	0	15-04-2018
Djibouti	4	0	0	4	0	0	1.3	4	4	100.0	0	0	0	0	0	0	0	0	0.0	0	0		0	0	10-04-2017
Egypt	1242	0	0	0	1240	2	3.3	0	0	94.4	0	0	390	0	0	75	315	0	3.6	1	0	94.4	0	0	12-04-2018
Iran	820	0	0	0	820	0	4.3	0	0	96.7	0	0	218	0	0	20	198	0	3.9	0	0	95.4	0	0	15-04-2018
Iraq	699	0	0	0	699	0	4.7	0	0	86.7	0	0	266	0	0	54	212	0	6.2	5	0	89.8	0	0	13-04-2018
Jordan	116	0	0	0	116	0	4.2	0	0	100.0	0	0	30	0	0	17	13	0	3.6	0	0	100.0	0	0	12-04-2018
Kuwait	69	0	0	1	68	0	7.5	1	0	92.8	0	0	20	0	0	8	12	0	7.5	0	0	90.0	0	0	08-04-2018
Lebanon	75	0	0	0	75	0	4.0	0	0	80.0	0	0	26	0	0	4	22	0	4.9	0	0	100.0	0	0	13-04-2018
Libya	88	0	0	0	88	0	4.3	0	0	96.6	0	0	25	0	0	9	16	0	3.5	0	0	96.0	0	0	14-04-2018
Morocco	142	0	0	1	141	0	1.3	1	0	66.9	0	0	52	0	0	22	30	0	2.0	2	0	76.9	0	0	09-04-2018
Oman	40	0	0	0	40	0	4.5	0	0	90.0	0	0	8	0	0	3	5	0	3.2	0	0	62.5	0	0	16-04-2018
Pakistan	10312	8	1	68	10235	0	13.2	68	0	85.5	8	0	2892	1	0	476	2415	0	12.9	32	0	89.7	1	0	16-04-2018
Palestine	43	0	0	0	43	0	2.3	0	0	97.7	0	0	14	0	0	9	5	0	2.6	0	0	100.0	0	0	08-04-2018
Qatar	18	0	0	0	18	0	6.1	0	0	100.0	0	0	4	0	0	2	2	0	3.9	0	0	100.0	0	0	15-04-2017
Saudi Arabia	276	0	0	0	276	0	3.5	0	0	98.9	0	0	51	0	0	48	3	0	2.2	4	4	94.1	0	0	15-04-2018
Somalia	345	0	0	1	344	0	6.0	1	1	99.1	0	0	94	0	0	15	79	0	5.1	0	0	97.9	0	0	15-04-2018
Sudan	570	0	0	0	570	0	3.2	0	0	96.3	0	0	159	0	0	23	136	0	3.1	1	0	97.5	0	0	15-04-2018
Syria	362	0	1	0	287	74	4.7	0	0	80.9	0	0	121	0	0	35	86	0	5.4	2	0	86.0	0	0	14-04-2018
Tunisia	67	0	0	0	67	0	2.5	0	0	74.6	0	0	20	0	0	2	18	0	2.6	1	1	75.0	0	0	13-04-2018
U.A.E	58	0	0	0	58	0	5.7	0	0	96.6	0	0	15	0	0	4	11	0	5.2	0	0	93.3	0	0	15-04-2018
Yemen	713	0	0	205	508	0	5.2	205	176	90.2	0	0	255	0	0	255	0	0	6.3	34	32	96.1	0	0	14-04-2018
EMR	19171	22	2	288	18783	77	7.7	288	182	88.8	22	0	5646	8	0	1277	4361	0	7.9	88	37	92.0	8	0	
2016	16008	33	5	1	15961	8	6.4	0	0	89.6	33	0													

\* Confirmed polio cases refer to wild isolation from AFP cases or from contacts of negative index AFP cases

\*\* Non-polio AFP per 100,000 children <15 years

\*\*\* Adequate here refers to two stool specimens collected at least 24 hours apart, within 14 days of paralysis onset

\*\*\*\* AFP cases co infected with P1 and P3 are counted separately as wild isolates



World Health Organization – Regional Office for Eastern Mediterranean  
AFP SURVEILLANCE  
Week 15, ending 15 April 2018

16-Apr-18  
Number 1019

Table 4 (a): Lab results of contacts' samples in EMR, 2017 - 2018

COUNTRY	2017						2018					
	# OF CONTACTS	LAB RESULTS					# OF CONTACTS	LAB RESULTS				
		WILD	VDPV	SL	NPEV	PENDING		WILD	VDPV	SL	NPEV	PENDING
AFG	1424	1	0	88	347	0	222	0	0	15	20	9
BAH	2	0	0	0	0	0	1	0	0	0	0	0
DJI	0	0	0	0	0	0	0	0	0	0	0	0
EGY	450	0	0	9	63	18	121	0	0	8	14	14
IRN	143	0	0	5	1	0	30	0	0	2	1	0
IRQ	698	0	0	18	101	16	283	0	0	7	23	26
JOR	2	0	0	0	0	0	0	0	0	0	0	0
KUW	8	0	0	0	0	2	0	0	0	0	0	0
LEB	92	0	0	2	3	21	61	0	0	0	2	26
LIB	4	0	0	0	0	1	0	0	0	0	0	0
MOR	87	0	0	0	7	0	14	0	0	0	4	2
OMA	115	0	0	1	24	1	24	0	0	0	4	0
PAK	3751	2	0	234	895	0	1101	0	0	68	113	77
PAL	0	0	0	0	0	0	0	0	0	0	0	0
QAT	0	0	0	0	0	0	0	0	0	0	0	0
SAA	0	0	0	0	0	0	0	0	0	0	0	0
SOM	1034	0	0	37	113	3	283	0	0	22	11	45
SUD	385	0	0	6	32	46	119	0	0	0	10	33
SYR	570	0	63	3	11	0	231	0	0	0	1	30
TUN	26	0	0	0	0	0	6	0	0	0	0	0
UAE	2	0	0	0	0	0	0	0	0	0	0	0
YEM	1737	0	0	43	114	667	523	0	0	0	0	523
<b>EMR</b>	<b>10530</b>	<b>3</b>	<b>63</b>	<b>446</b>	<b>1711</b>	<b>775</b>	<b>3019</b>	<b>0</b>	<b>0</b>	<b>122</b>	<b>203</b>	<b>785</b>

Table 4 (B): Most recent wild contacts in EMRO, 2017 - 2018

Year	Country	Data	
		Count of wild contacts	Date of Most Recent stool collection
2017	Pakistan	2	04-12-17
	Afghanistan	1	21-05-17
<b>2017 Total</b>		<b>3</b>	<b>04-12-17</b>

Table 4 (C): Number and distribution by district of -ve index AFP cases identified as wild positive by contact in EMR, 2017-2018

YEAR	COUNTRY	PROVINCE	DISTRICT	COUNT	First case	Last case
2017	AFG	HILMAND	NAWZAD	1	16-04-17	16-04-17
	<b>AFG Total</b>				<b>1</b>	<b>16-04-17</b>



**Table 5: Laboratory investigation of AFP cases with paralysis onset in 2018 up to Week (15/18) / Ending on : (15/04/2018)**

Country	Polio laboratories  Sequencing performed by EGY, PAK, TUN, CDC and RIVM laboratories	AFP cases with specimens	Preliminary virus isolation results of AFP cases						Poliovirus intratypic differentiation results #										Indicators				Latest report Date				
			Referred for ITD		NPEV only	Negative	Pending		Type 1			Type 2			Type 3			Discordant pending sequence	NPEV by PCR	Non-EV	Pending ITD	% specimens positive for NPEV*		% AFP cases with culture results within 14 days	% AFP cases with ITD results within 7 days	% AFP cases with ITD results within 45 days of onset**	
			L20B+	L20B+ NPEV			received < = 14 days	received > 14 days ago	Wild	Sabin	VDPV	Wild	Sabin	VDPV	Wild	Sabin	VDPV										
Afghanistan	RRL Pakistan	912	60	4	98	656	93	1	7	40						41							10%	96%	100%	99%	15/04/2018
Bahrain	PNL Oman	12				11	1																0%	100%		36%	10/04/2018
Djibouti	NPL Kenya																										10/04/2017
Egypt***	RRL Egypt	392	18	3	35	273	51	13		8							1						10%	100%	100%	100%	12/04/2018
Iran	NPL Iran	231	7		3	191	28	2		5		1				1							1%	99%	100%	100%	15/04/2018
Iraq	RRL Egypt	266	8		19	209	23	8		5						1							8%	100%	100%	100%	13/04/2018
Jordan	RRL EGYPT	36	2		3	26	5									1							10%	100%	100%	50%	15/04/2018
Kuwait	RRL Kuwait	21			2	13	5	1															5%	100%		100%	16/04/2018
Lebanon	NPL Jordan	26	1		2	20	3																7%	100%			15/04/2018
Libya	RRL Tunisia	21				17	4																0%	100%		94%	13/04/2018
Morocco	NPL Morocco	53			1	41	8	3															6%	100%		98%	13/04/2018
Oman	NPL Oman	9			1	4	4																17%	80%		100%	10/04/2018
Pakistan	RRL Pakistan	2847	167	9	303	2089	270	6	1	106						128		1					10%	99%	99%	98%	15/04/2018
Palestine & UNRWA		14			1	13																	7%	71%		100%	08/04/2018
Qatar	NPL Oman	3				3																	0%	67%		100%	10/04/2018
Saudi Arabia	NPL Oman	52				47	4	1															0%	100%			11/04/2018
Somalia	NPL Kenya	94	8		5	66	5	10		5		2				5							6%	18%		100%	15/04/2018
Sudan	RRL Egypt	150	1		13	114	4	18		3						1							11%	100%	100%	100%	08/04/2018
Syria	RRL Egypt	120	1		1	97	21																1%	100%	100%	0%	12/04/2018
Tunisia	RRL Tunisia	24				22	2																0%	100%		100%	13/04/2018
U.A.E	NPL Oman	14				11	3																0%	64%		73%	10/04/2018
Yemen	RRL Egypt																										12/04/2018
<b>Total EMR 2018</b>		<b>5297</b>	<b>273</b>	<b>16</b>	<b>487</b>	<b>3923</b>	<b>534</b>	<b>63</b>	<b>8</b>	<b>172</b>		<b>3</b>			<b>193</b>		<b>2</b>						<b>9%</b>	<b>97%</b>	<b>100%</b>	<b>98%</b>	
<b>Total EMR 2017</b>		<b>18246</b>	<b>941</b>	<b>103</b>	<b>3562</b>	<b>13618</b>		<b>21</b>	<b>21</b>	<b>597</b>		<b>10</b>	<b>34 *</b>	<b>705</b>	<b>1</b>	<b>21</b>	<b>25</b>	<b>4</b>					<b>16%</b>	<b>98%</b>	<b>99%</b>	<b>96%</b>	

\* Specimens from all sources including non-AFP cases, excluding environmental samples

\* In 2017, 41 cVDPV2 were isolated from Syria by other Global Polio Laboratories Network (GPLN)

\*\* This indicator reflects surveillance and laboratory activities

Syria reported a total of 74 cVDPV2 cases in 2017 out of which 8 were identified by positive contacts



**Table 6: Environmental isolate by year and type**

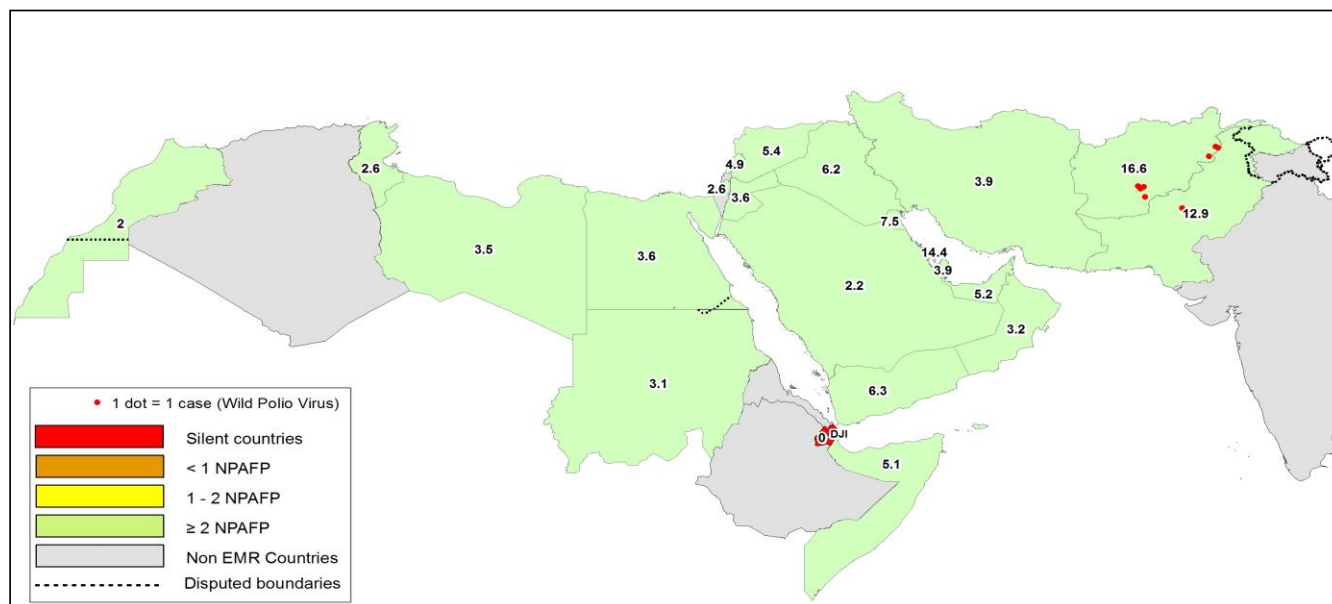
Country	Status	2015	2016	2017	2018
AFG	NEGATIVE	129	183	274	53
	PENDING				25
	WILD	20	2	42	14
<b>AFG Total</b>		<b>149</b>	<b>185</b>	<b>316</b>	<b>92</b>
EGY	NEGATIVE	495	528	522	130
	PENDING				21
	VDPV2	3	1		
<b>EGY Total</b>		<b>498</b>	<b>529</b>	<b>522</b>	<b>151</b>
IRN	NEGATIVE			6	10
<b>IRN Total</b>				<b>6</b>	<b>10</b>
JOR	NEGATIVE		2	32	7
	PENDING				4
<b>JOR Total</b>			<b>2</b>	<b>32</b>	<b>11</b>
LEB	NEGATIVE		4	27	4
	PENDING				5
<b>LEB Total</b>			<b>4</b>	<b>27</b>	<b>9</b>
PAK	NEGATIVE	347	462	523	139
	PENDING				26
	WILD	79	59	105	19
	WILD & VDPV2	5	3	1	
	VDPV2	8	5	4	
<b>PAK Total</b>		<b>439</b>	<b>529</b>	<b>633</b>	<b>184</b>
SOM	NEGATIVE			34	43
	PENDING				9
	VDPV2				2
	VDPV3				4
<b>SOM Total</b>			<b>36</b>	<b>60</b>	
SYR	NEGATIVE			4	13
	PENDING				5
<b>SYR Total</b>				<b>4</b>	<b>18</b>
<b>Grand Total</b>		<b>1086</b>	<b>1249</b>	<b>1576</b>	<b>535</b>

**Table 7: Environmental Wild/VDPV isolate by site**

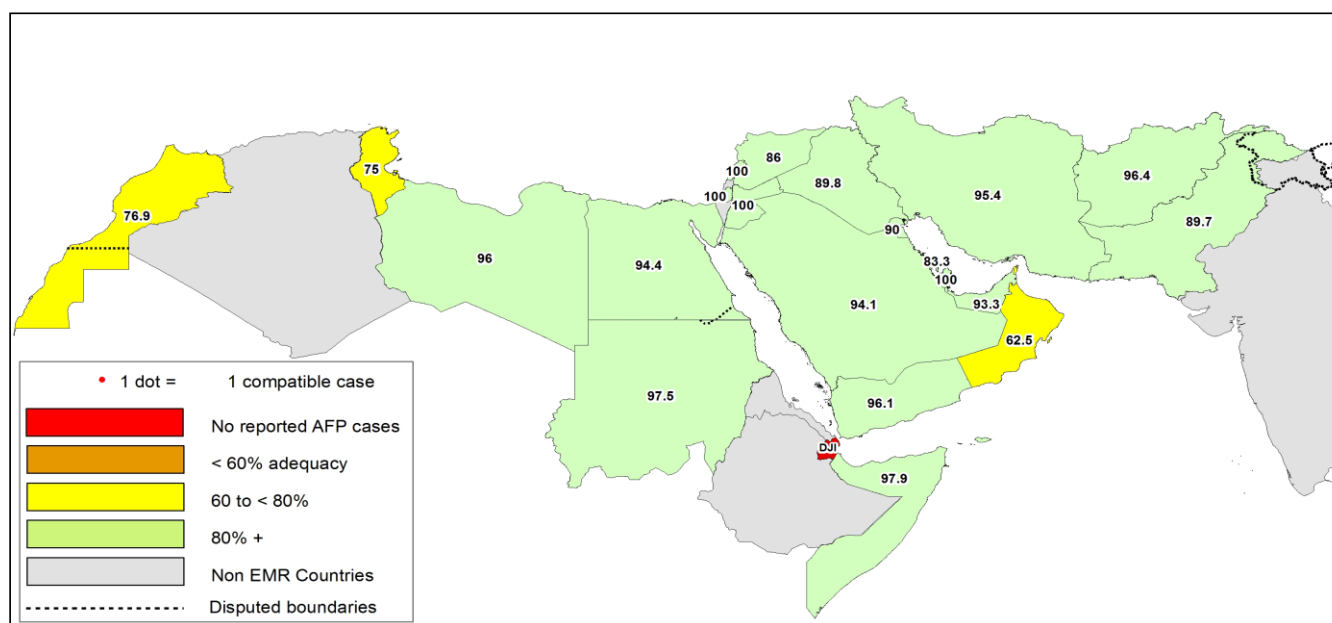
Country	COUNTRY	Status	PROVINCE	DISTRICT	Count	First date	Last date
2017	AFG	WILD	HILMAND	LASHKARGAH	8	26-Apr	26-Dec
				NAHR-E-SARAJ	1	25-Sep	25-Sep
				KABUL	1	25-Oct	25-Oct
				KANDAHAR	18	26-Jan	27-Dec
				ASADABAD	1	25-Dec	25-Dec
				BEHSUD	3	24-Sep	26-Dec
	JALALABAD	10	24-Jan	26-Dec			
	<b>AFG Total</b>				<b>42</b>	<b>24-Jan</b>	<b>27-Dec</b>
	PAK	WILD	BALOCHISTAN	KABDULLAH	12	1-Jan	15-Oct
				LORALAI	3	17-Sep	17-Nov
				PISHIN	5	2-Jan	2-Oct
				QUETTA	12	1-Jan	20-Dec
				ZHOB	1	18-Dec	18-Dec
				CDA	5	10-Feb	10-Jul
				PESHAWAR	8	10-Jan	11-Dec
				LAHORE	1	18-Dec	18-Dec
				MULTAN	1	9-Jan	9-Jan
				RAWALPINDI	8	10-Jan	10-Oct
				JACOBABAD	4	11-Aug	13-Dec
				KAMBAR	1	15-Aug	15-Aug
KHIBALDIA				2	8-Aug	3-Nov	
KHIGADAP				21	9-Jan	12-Dec	
KHIGIQBAL	6	3-Feb	10-Oct				
KHIKORANGI	1	16-Oct	16-Oct				
KHILANDHI	7	16-Mar	14-Dec				
KHISITE	5	7-Aug	4-Dec				
SUKKUR	2	11-Apr	19-Sep				
KABDULLAH	1	15-Jul	15-Jul				
PISHIN	1	2-May	2-May				
QUETTA	3	3-Apr	29-May				
<b>PAK Total</b>				<b>110</b>	<b>1-Jan</b>	<b>20-Dec</b>	
SOM	VDPV2	BANADIR	WABERI	2	22-Oct	2-Nov	
<b>SOM Total</b>				<b>2</b>	<b>22-Oct</b>	<b>2-Nov</b>	
<b>2017 Total</b>				<b>154</b>	<b>1-Jan</b>	<b>27-Dec</b>	
2018	AFG	WILD	HILMAND	LASHKARGAH	1	8-Jan	8-Jan
				KABUL	1	26-Feb	26-Feb
				KANDAHAR	5	8-Jan	5-Mar
				BEHSUD	2	28-Jan	25-Feb
				JALALABAD	5	27-Jan	24-Feb
	<b>AFG Total</b>				<b>14</b>	<b>8-Jan</b>	<b>5-Mar</b>
	PAK	WILD	BALOCHISTAN	KABDULLAH	1	1-Jan	1-Jan
				LORALAI	1	17-Mar	17-Mar
				QUETTA	1	13-Feb	13-Feb
				CDA	1	10-Jan	10-Jan
				KOHAT	1	5-Jan	5-Jan
				PESHAWAR	3	10-Jan	10-Mar
				DERA GHAZI KHAN	1	12-Feb	12-Feb
				RAWALPINDI	1	10-Jan	10-Jan
				HYDERABAD	1	9-Feb	9-Feb
				JACOBABAD	2	12-Feb	7-Mar
				KHIGADAP	2	15-Feb	15-Mar
				KHILANDHI	1	10-Jan	10-Jan
				KHISITE	1	1-Jan	1-Jan
				SUKKUR	1	8-Feb	8-Feb
KHILIAQAT				1	7-Mar	7-Mar	
<b>PAK Total</b>				<b>19</b>	<b>1-Jan</b>	<b>17-Mar</b>	
SOM	VDPV2	BANADIR	HAMAR WEYN	2	4-Jan	11-Jan	
			HODAN	1	22-Feb	22-Feb	
			WABERI	1	1-Mar	1-Mar	
			HAMAR WEYN	3	8-Mar	22-Mar	
SOM	VDPV3	BANADIR	WABERI	1	8-Mar	8-Mar	
<b>SOM Total</b>				<b>8</b>	<b>4-Jan</b>	<b>22-Mar</b>	
<b>2018 Total</b>				<b>41</b>	<b>1-Jan</b>	<b>22-Mar</b>	



**Figure 1: Non Polio AFP Rate and Wild Virus in EMR 01/01/2018 - 15/04/2018**



**Figure 2: Percent of AFP cases with Adequate Samples & Compatible Cases in EMR 01/01/2018 - 15/04/2018**



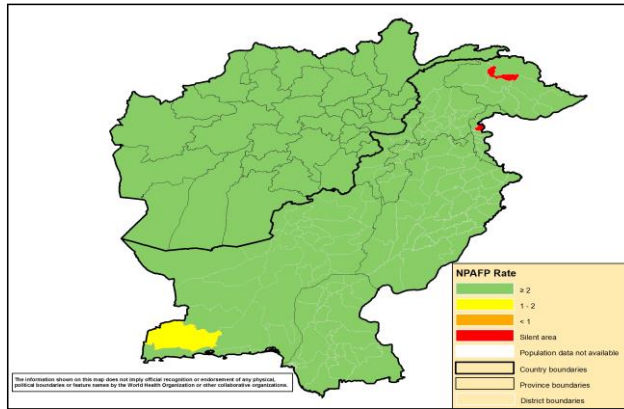
**Table 8: Wild polio cases by country and date of onset of paralysis in EMR, 2017 - 2018**

Year	COUNTRY	Count	First Case	Last Case
2018	AFG	7	01-01-18	03-03-18
	PAK	1	08-03-18	08-03-18
2018 Total		8	01-01-18	08-03-18
2017	AFG	14	13-01-17	28-12-17
	PAK	8	28-01-17	15-11-17
2017 Total		22	13-01-17	28-12-17

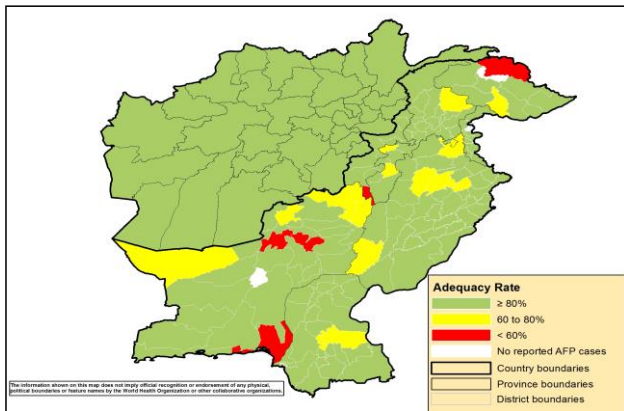
Last reported wild Polio P3 from Pakistan with date of onset 18/04/2012



**Figure 3: Non Polio AFP rate by Province in Afghanistan & by District in Pakistan 01/01/2018 - 15/04/2018**

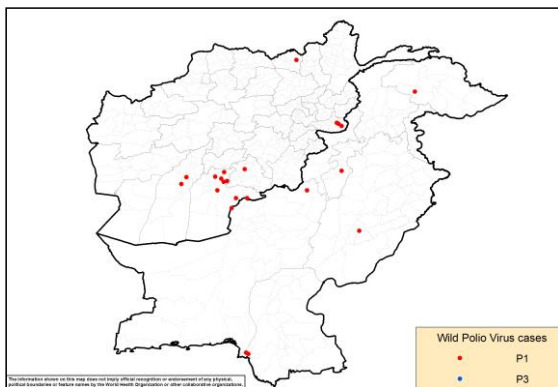


**Figure 4: Percent of AFP cases with Adequate Samples in Afghanistan by Province & Pakistan by District 01/01/2018 - 15/04/2018**

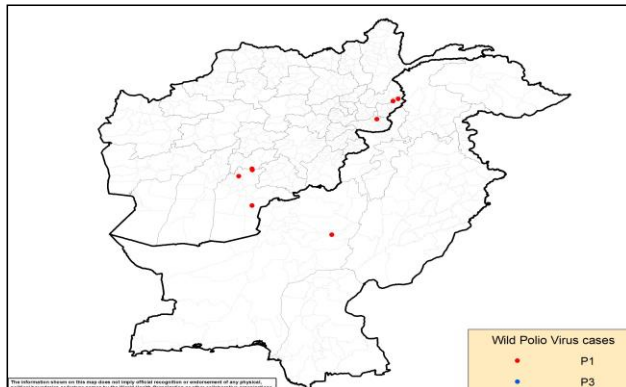


**Figure 5: Wild Virus Cases by Type & District in Afghanistan & Pakistan**

**5a: 01/01/2017 - 31/12/2017**



**5b: 01/01/2018 - 15/04/2018**





**Table 9: Wild Polio cases by district and date of onset of paralysis, Afghanistan 2017-2018**

ONSETYR	PROVINCE	DISTRICT	Count	First case	Last case
2018	KUNAR	GHAZIABAD	2	14-02-18	03-03-18
		KANDAHAR	1	25-02-18	25-02-18
	KANDAHAR	SHAHWALIKOT	2	05-01-18	19-02-18
		SPINBOLDAK	1	06-01-18	06-01-18
	NANGARHAR	KAMA	1	01-01-18	01-01-18
<b>2018 Total</b>			<b>7</b>	<b>01-01-18</b>	<b>03-03-18</b>
2017	KANDAHAR	SPINBOLDAK	1	28-12-17	28-12-17
		SHAHWALIKOT	5	19-06-17	03-12-17
		KANDAHAR	1	13-01-17	13-01-17
	NANGARHAR	MUHMAND DARAZ	1	05-11-17	05-11-17
		BATIKOT	2	15-09-17	11-10-17
	ZABUL	ARGHANDAB (Z)	1	10-07-17	10-07-17
	HILMAND	NAWZAD	1	16-04-17	16-04-17
		NAHR-E-SARAJ	1	21-01-17	21-01-17
	KUNDUZ	DASHT-E-ARCHI	1	21-02-17	21-02-17
<b>2017 Total</b>			<b>14</b>	<b>13-01-17</b>	<b>28-12-17</b>

**Table 10: Wild Polio cases by district and date of onset of paralysis, Pakistan 2017-2018**

ONSETYR	PROVINCE	DISTRICT	Count	First case	Last case
2018	BALOCHISTAN	DUKKI	1	08-03-18	08-03-18
<b>2018 Total</b>			<b>1</b>	<b>08-03-18</b>	<b>08-03-18</b>
2017	BALOCHISTAN	ZHOB	1	15-11-17	15-11-17
		KABDULAH	2	11-06-17	13-11-17
	SINDH	KHIGADAP	1	09-11-17	09-11-17
		KHIGIQBAL	1	11-08-17	11-08-17
	KHYBER PAKHTOON	LAKKIMRWT	1	21-08-17	21-08-17
	GILGIT BALTISTAN	DIAMER	1	13-02-17	13-02-17
	PUNJAB	LODRAN	1	28-01-17	28-01-17
<b>2017 Total</b>			<b>8</b>	<b>28-01-17</b>	<b>15-11-17</b>

**Table 11: Circulating VDPV cases and date of onset of paralysis in EMR countries by districts 2017-2018**

Year	COUNTRY	PROVINCE	DISTRICT	Count	First Case	Last Case
2017	SYR	HOMS	TADMOUR	1	10-07-17	10-07-17
		DEIR_AL_ZOUR	DEIR ALZOUR	1	30-06-17	30-06-17
		DEIR_AL_ZOUR	BOKAMAL	12	25-06-17	21-09-17
		DEIR_AL_ZOUR	MAYADEEN	58	05-03-17	09-09-17
		RAQUA	THAWRA	1	16-06-17	16-06-17
		RAQUA	TALABYAD	1	25-04-17	25-04-17
<b>SYR Total</b>				<b>74</b>	<b>05-03-17</b>	<b>21-09-17</b>
<b>2017 Total</b>				<b>74</b>	<b>05-03-17</b>	<b>21-09-17</b>





**Table 12: VDPV2 and Sabin Like 2 isolates, EMRO countries 2017 - 2018**

Country	Source	Poliovirus type 2 by month																							
		2017												2018											
		Jan	Feb	Mar	Apr	May	Jun	Jul	Aug	Sep	Oct	Nov	Dec	Jan	Feb	Mar	Apr								
V2	S2	V2	S2	V2	S2	V2	S2	V2	S2	V2	S2	V2	S2	V2	S2	V2	S2	V2	S2	V2	S2	V2	S2		
AFG	AFP																								
	Contact																								
	Others*	1																							
BAH	AFP																								
	Contact																								
	Others*																								
DJI	AFP																								
	Contact																								
	Others*																								
EGY	AFP		1																						
	Contact																								
	Others*																								
IRN	AFP																								
	Contact																								
	Others*																								
IRQ	AFP			1																					
	Contact																								
	Others*																								
JOR	AFP																								
	Contact																								
	Others*																								
KWT	AFP																								
	Contact																								
	Others*																								
LEB	AFP																								
	Contact																								
	Others*																								
LIB	AFP																								
	Contact																								
	Others*																								
MOR	AFP																								
	Contact																								
	Others*																								
OMA	AFP																								
	Contact																								
	Others*																								
PAK	AFP	1		5	1					1															
	Contact		1	1	2																				
	Others*	5	9	11	10	3	6	3	1	1	2														
PNA	AFP																								
	Contact																								
	Others*																								
QAT	AFP																								
	Contact																								
	Others*																								
SAA	AFP																								
	Contact																								
	Others*																								
SUD	AFP																								
	Contact																								
	Others*																								
SOM	AFP																					1			
	Contact																						2		
	Others*											1	1		2	2	4	1	4	1	4				
SYR	AFP			2	4	15	12	8	22	2	3														
	Contact				2	1	17	11	7	22	5	1										1			
	Others*								2	2	1			1			1				1				
TUN	AFP																								
	Contact																								
	Others*																								
UAE	AFP																								
	Contact																								
	Others*																								
YEM	AFP																								
	Contact																								
	Others*																								
EMR	AFP	1	1	1	2	5	4	1	15	12	8	22	3	3									1		
	Contact			1	1	2	2	17	11	7	7	22	5	1								1		2	
	Others*	6		9		11	1	10	3	6	3	1	1	2		1	1		2	2	5	1	5	1	4

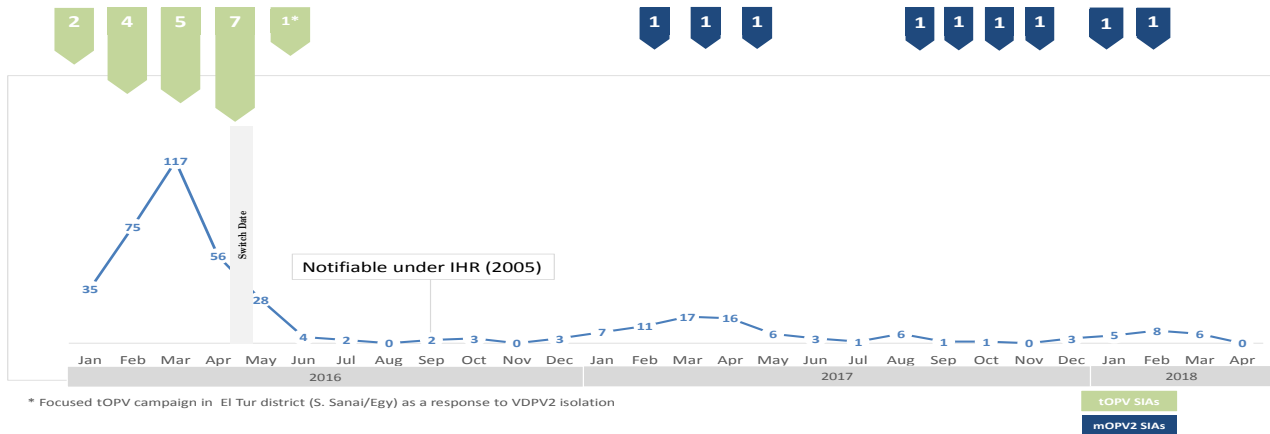
VDPV2

\*Other: Healthy children, PIDs

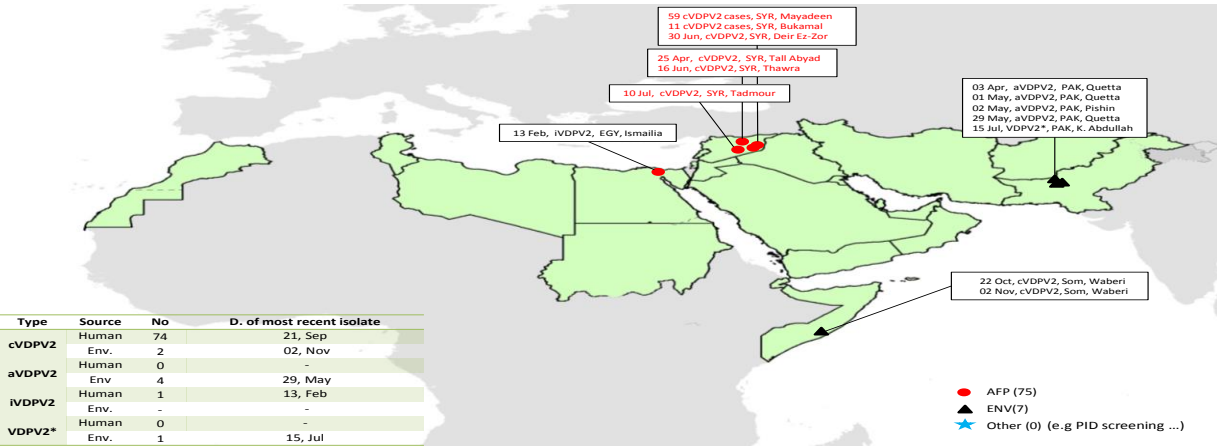
\*\* VPDP2 isolated from index and contact at the same time



### Sabin Like Type-2 Poliovirus Isolates (H & E) EMR, 2016-17-18



### VDPV2 isolates, EMR countries, 2017



### VDPV2 isolates, EMR countries, 2018

