



AFP SURVEILLANCE

2-Apr-18

Week 13, ending 01 April 2018

Number 1017

Table 1: Acute Flaccid Paralysis (AFP) cases by week of onset

Country	Reported AFP cases by week of onset - Week (13/18) / Ending on : 01/04/2018														
	Total AFP 2016	Total AFP 2017	Total AFP to date, 2018	W02 14 Jan 18	W03 21 Jan 18	W04 28 Jan 18	W05 04 Feb 18	W06 11 Feb 18	W07 18 Feb 18	W08 25 Feb 18	W09 04 Mar 18	W10 11 Mar 18	W11 18 Mar 18	W12 25 Mar 18	W13 01 Apr 18
Afghanistan	2905	3094	831	86	79	71	64	70	77	65	79	75	59	31	7
Bahrain	14	18	12	2	0	0	4	1	2	2	0	0	1	0	0
Djibouti	3	4	0												
Egypt	1092	1242	351	25	39	23	22	14	41	35	34	29	37	24	3
Iran	776	820	194	26	20	12	19	12	19	10	20	6	4	1	
Iraq	605	699	238	14	28	23	21	26	24	17	17	17	11	10	
Jordan ****	107	116	27	4	4	1	0	2	4	0	2	2	0	4	0
Kuwait	50	69	18	1	0	0	0	4	2	4	1	0	2	2	2
Lebanon ****	111	75	25	1	3	3	3	2	1	2	1	5	0	3	
Libya	70	88	19	1	3	0	0	0	2	2	4	1	0	1	1
Morocco	84	142	42	4	3	2	5	3	4	1	6	4	2	0	
Oman	39	40	7	0	0	0	1	1	1	2	0	0	1	0	1
Pakistan	7848	10260	2336	236	269	208	193	243	236	199	200	184	121	2	0
Palestine ****	46	43	14	1	1	2	1	2	1	3	1	0	0	0	0
Qatar	9	18	3	2	0	0	0	0	0	0	0	1	0		
Saudi Arabia	273	276	47	4	2	3	2	3	5	6	4	7	8	1	0
Somalia	316	345	83	5	9	6	3	12	11	7	12	4	5	3	0
Sudan	509	570	141	10	14	12	10	11	17	13	15	5	8	12	0
Syria ****	303	362	98	2	6	11	5	18	6	16	5	12	6	1	
Tunisia	90	67	20	3	0	2	2	2	3	3	1	0	0	0	
U.A.E	42	58	13	1	4	1	0	1	2	1	1	0	1	0	0
Yemen	715	713	229	15	18	26	19	22	17	17	24	21	19	11	1
<b>Total EMR</b>	<b>16007</b>	<b>19119</b>	<b>4748</b>	<b>443</b>	<b>502</b>	<b>406</b>	<b>374</b>	<b>449</b>	<b>475</b>	<b>405</b>	<b>427</b>	<b>373</b>	<b>285</b>	<b>106</b>	<b>15</b>

☐ No data = No report received

Table 2: Confirmed polio cases by month of onset

Country	Total year 2016	Total year 2017	01/04		Confirmed polio cases by month of onset											
			2017	2018	May 2017	June 2017	July 2017	August 2017	September 2017	October 2017	November 2017	December 2017	January 2018	February 2018	March 2018	April 2018
Afghanistan	13	14	3	7	0	1	1		1	3	2	2	3	3	1	
Bahrain	0	0	0	0	0	0	0	0	0	0	0	0	0	0		
Djibouti	0	0	0	0												
Egypt	0	0	0	0	0	0	0	0	0	0		0				
Iran	0	0	0	0	0	0	0	0	0	0	0	0	0			
Iraq	0	0	0	0	0	0	0	0	0	0	0	0	0	0		
Jordan ****	0	0	0	0	0	0	0	0	0	0	0	0	0			
Kuwait	0	0	0	0	0	0	0	0	0	0	0	0	0			
Lebanon ****	0	0	0	0	0	0	0	0	0	0	0	0	0			
Libya	0	0	0	0	0	0	0	0	0	0	0	0	0	0		
Morocco	0	0	0	0	0	0	0	0	0	0	0	0				
Oman	0	0	0	0	0	0	0	0	0	0	0	0	0	0		
Pakistan	20	8	2	1	0	1	0	2	0	0	3	0	0	0	1	
Palestine ****	0	0	0	0	0	0	0	0	0	0	0	0	0	0	0	
Qatar	0	0	0	0	0	0	0	0	0	0	0	0	0	0		
Saudi Arabia	0	0	0	0	0	0	0	0	0	0	0	0				
Somalia	0	0	0	0	0	0	0		0	0	0	0	0			
Sudan	0	0	0	0	0	0	0	0	0	0	0	0	0			
Syria ****	0	0	0	0	0	0			0	0	0	0	0	0		
Tunisia	0	0	0	0	0	0	0	0	0	0	0	0				
U.A.E	0	0	0	0	0	0	0	0	0	0	0	0				
Yemen	0	0	0	0	0	0	0									
<b>Total EMR</b>	<b>33</b>	<b>22</b>	<b>5</b>	<b>8</b>	<b>0</b>	<b>2</b>	<b>1</b>	<b>2</b>	<b>1</b>	<b>3</b>	<b>5</b>	<b>2</b>	<b>3</b>	<b>3</b>	<b>2</b>	<b>0</b>

\*\*\*\* UNRWA cases are included with those of country of residence



Table 3: Investigation of AFP cases with paralysis onset in 2017 & 2018 up to Week (13/18) / Ending on : 01/04/2018

COUNTRY	2017												2018												Latest line List Date
	AFP									Specimen	Wild cases ****		AFP									Specimen	Wild cases ****		
	Total AFP cases onset 2017	Case classification					Non polio AFP rate **	AFP cases pending classification > 90 days from onset of paralysis	AFP cases pending classification and lab > 90 days from onset of paralysis		% with *** adequate specimens	Wild P1 Poliovirus	Wild P3 Poliovirus	Total AFP cases onset 2018	Case classification					Annualized Non polio AFP rate **	AFP cases pending classification > 90 days from onset of paralysis		AFP cases pending classification and lab > 90 days from onset of paralysis	% with *** adequate specimens	
		Total Confirmed Polio Cases *	Polio Compatible	Pending Classification	Discarded (non polio AFP)	VDPV				Total Confirmed Polio Cases *					Polio Compatible	Pending Classification	Discarded (non polio AFP)	VDPV							
Afghanistan	3094	14	0	19	3061	1	15.2	19	1	93.6	14	0	831	7	0	192	632	0	16.3	0	0	96.3	7	0	01-04-2018
Bahrain	18	0	0	0	18	0	6.2	0	0	100.0	0	0	12	0	0	11	1	0	16.6	0	0	83.3	0	0	01-04-2018
Djibouti	4	0	0	4	0	0	1.3	4	4	100.0	0	0	0	0	0	0	0	0	0.0	0	0		0	0	10-04-2017
Egypt	1242	0	0	0	1240	2	3.3	0	0	94.4	0	0	351	0	0	117	234	0	3.8	0	0	88.9	0	0	29-03-2018
Iran	820	0	0	0	820	0	4.3	0	0	96.7	0	0	194	0	0	15	179	0	4.0	0	0	96.4	0	0	28-03-2018
Iraq	699	0	0	0	699	0	4.7	0	0	86.7	0	0	238	0	0	58	180	0	6.4	0	0	88.2	0	0	30-03-2018
Jordan	116	0	0	0	116	0	4.2	0	0	100.0	0	0	27	0	0	19	8	0	3.7	0	0	100.0	0	0	01-04-2018
Kuwait	69	0	0	1	68	0	7.5	1	0	92.8	0	0	18	0	0	9	9	0	7.8	0	0	77.8	0	0	01-04-2018
Lebanon	75	0	0	0	75	0	4.0	0	0	80.0	0	0	25	0	0	9	16	0	5.4	0	0	100.0	0	0	29-03-2018
Libya	88	0	0	0	88	0	4.3	0	0	96.6	0	0	19	0	0	6	13	0	3.0	0	0	94.7	0	0	30-03-2018
Morocco	142	0	0	1	141	0	1.3	1	0	66.9	0	0	42	0	0	22	20	0	1.9	0	0	83.3	0	0	26-03-2018
Oman	40	0	0	0	40	0	4.5	0	0	90.0	0	0	7	0	0	3	4	0	3.2	0	0	71.4	0	0	01-04-2018
Pakistan	10260	8	1	116	10135	0	13.1	116	0	85.7	8	0	2336	1	0	170	2164	0	12.0	0	0	90.3	1	0	01-04-2018
Palestine	43	0	0	0	43	0	2.3	0	0	97.7	0	0	14	0	0	9	5	0	3.0	0	0	100.0	0	0	01-04-2018
Qatar	18	0	0	0	18	0	6.1	0	0	100.0	0	0	3	0	0	3	0	0	3.4	0	0	100.0	0	0	18-03-2017
Saudi Arabia	276	0	0	0	276	0	3.5	0	0	98.9	0	0	47	0	0	47	0	0	2.3	0	0	93.6	0	0	01-04-2018
Somalia	345	0	0	1	344	0	6.0	1	1	99.1	0	0	83	0	0	24	59	0	5.2	0	0	97.6	0	0	01-04-2018
Sudan	570	0	0	0	570	0	3.2	0	0	96.3	0	0	141	0	0	27	114	0	3.2	0	0	97.9	0	0	01-04-2018
Syria	362	0	1	0	287	74	4.7	0	0	80.9	0	0	98	0	0	25	73	0	5.1	0	0	88.8	0	0	31-03-2018
Tunisia	67	0	0	0	67	0	2.5	0	0	74.6	0	0	20	0	0	3	17	0	3.1	0	0	75.0	0	0	30-03-2018
U.A.E	58	0	0	0	58	0	5.7	0	0	96.6	0	0	13	0	0	6	7	0	5.2	0	0	100.0	0	0	01-04-2018
Yemen	713	0	0	248	465	0	5.2	248	216	90.2	0	0	229	0	0	229	0	0	6.5	0	0	95.6	0	0	31-03-2018
EMR	19119	22	2	390	18629	77	7.7	390	222	88.9	22	0	4748	8	0	1004	3735	0	7.6	0	0	92.0	8	0	
2016	16008	33	5	1	15961	8	6.4	0	0	89.6	33	0													

\* Confirmed polio cases refer to wild isolation from AFP cases or from contacts of negative index AFP cases

\*\* Non-polio AFP per 100,000 children <15 years

\*\*\* Adequate here refers to two stool specimens collected at least 24 hours apart, within 14 days of paralysis onset

\*\*\*\* AFP cases co infected with P1 and P3 are counted separately as wild isolates



World Health Organization – Regional Office for Eastern Mediterranean  
AFP SURVEILLANCE  
Week 13, ending 01 April 2018

2-Apr-18  
Number 1017

Table 4 (a): Lab results of contacts' samples in EMR, 2017 - 2018

COUNTRY	2017						2018					
	# OF CONTACTS	LAB RESULTS					# OF CONTACTS	LAB RESULTS				
		WILD	VDPV	SL	NPEV	PENDING		WILD	VDPV	SL	NPEV	PENDING
AFG	1424	1	0	88	347	0	203	0	0	12	14	26
BAH	2	0	0	0	0	0	1	0	0	0	0	0
DJI	0	0	0	0	0	0	0	0	0	0	0	0
EGY	450	0	0	9	63	18	109	0	0	6	8	30
IRN	143	0	0	5	1	0	11	0	0	0	0	0
IRQ	698	0	0	18	101	16	260	0	0	2	15	50
JOR	2	0	0	0	0	0	0	0	0	0	0	0
KUW	8	0	0	0	0	2	0	0	0	0	0	0
LEB	92	0	0	2	3	21	53	0	0	0	1	29
LIB	4	0	0	0	0	1	0	0	0	0	0	0
MOR	87	0	0	0	7	0	13	0	0	0	4	1
OMA	115	0	0	1	24	1	24	0	0	0	4	1
PAK	3751	2	0	234	895	0	947	0	0	62	79	93
PAL	0	0	0	0	0	0	0	0	0	0	0	0
QAT	0	0	0	0	0	0	0	0	0	0	0	0
SAA	0	0	0	0	0	0	0	0	0	0	0	0
SOM	1034	0	0	37	113	4	230	0	0	19	6	52
SUD	385	0	0	6	32	46	97	0	0	0	7	38
SYR	570	0	63	3	11	0	199	0	0	0	0	45
TUN	26	0	0	0	0	0	4	0	0	0	0	0
UAE	2	0	0	0	0	0	0	0	0	0	0	0
YEM	1737	0	0	43	114	667	463	0	0	0	0	463
EMR	10530	3	63	446	1711	776	2614	0	0	101	138	828

Table 4 (B): Most recent wild contacts in EMRO, 2017 - 2018

Year	Country	Data	
		Count of wild contacts	Date of Most Recent stool collection
2017	Pakistan	2	04-12-17
	Afghanistan	1	21-05-17
<b>2017 Total</b>		<b>3</b>	<b>04-12-17</b>

Table 4 (C): Number and distribution by district of -ve index AFP cases identified as wild positive by contact in EMR, 2017-2018

YEAR	COUNTRY	PROVINCE	DISTRICT	COUNT	First case	Last case
2017	AFG	HILMAND	NAWZAD	1	16-04-17	16-04-17
	<b>AFG Total</b>				<b>1</b>	<b>16-04-17</b>



**Table 5: Laboratory investigation of AFP cases with paralysis onset in 2018 up to Week (13/18) / Ending on : (01/04/2018)**

Country	Polio laboratories  Sequencing performed by EGY, PAK, TUN, CDC and RIVM laboratories	AFP cases with specimens	Preliminary virus isolation results of AFP cases						Poliovirus intratypic differentiation results #										Indicators				Latest report Date			
			Referred for ITD		NPEV only	Negative	Pending		Type 1			Type 2			Type 3			Discordant pending sequence	NPEV by PCR	Non-EV	Pending ITD	% specimens positive for NPEV*		% AFP cases with culture results within 14 days	% AFP cases with ITD results within 7 days	% AFP cases with ITD results within 45 days of onset**
			L20B+	L20B+NPEV			received < / = 14 days	received > 14 days ago	Wild	Sabin	VDPV	Wild	Sabin	VDPV	Wild	Sabin	VDPV									
Afghanistan	RRL Pakistan	783	49	2	78	555	93	6	7	29												9%	95%	100%	99%	01/04/2018
Bahrain	PNL Oman	11				11																0%	100%		36%	02/04/2018
Djibouti	NPL Kenya																									10/04/2017
Egypt***	RRL Egypt	333	14	3	26	181	54	55		7											1	10%	100%	100%	100%	29/03/2018
Iran	NPL Iran	193	7		3	172	4	7		5			1									1%	99%	100%	100%	24/03/2018
Iraq	RRL Egypt	239	8		15	186	26	4														7%	100%	100%	100%	29/03/2018
Jordan	RRL EGYPT	29	1		3	19	6															12%	100%	100%	100%	29/03/2018
Kuwait	RRL Kuwait	13			1	11		1														3%	100%		100%	25/03/2018
Lebanon	NPL Jordan	21	1		2	18																7%	100%			29/03/2018
Libya	RRL Tunisia	17				16	1															0%	100%		94%	30/03/2018
Morocco	NPL Morocco	45			1	36	8															7%	100%		97%	30/03/2018
Oman	NPL Oman	5			1	4																18%	80%		100%	02/04/2018
Pakistan	RRL Pakistan	2316	144	9	234	1711	207	14	1	90												9%	99%	99%	98%	01/04/2018
Palestine & UNRWA		14			1	13																7%	71%		100%	01/04/2018
Qatar	NPL Oman	3				3																0%	67%		100%	02/04/2018
Saudi Arabia	NPL Oman	44				27	8	9														0%	100%			22/03/2018
Somalia	NPL Kenya	83	8		2	49	6	18		5			2									3%	20%		100%	01/04/2018
Sudan	RRL Egypt	129	1		12	100	9	7														12%	100%			25/03/2018
Syria	RRL Egypt	99	1			78	18	2														0%	100%			29/03/2018
Tunisia	RRL Tunisia	22				22																0%	100%		100%	30/03/2018
U.A.E	NPL Oman	11				11																0%	64%		73%	02/04/2018
Yemen	RRL Egypt																									29/03/2018
<b>Total EMR 2018</b>		<b>4410</b>	<b>234</b>	<b>14</b>	<b>379</b>	<b>3223</b>	<b>440</b>	<b>123</b>	<b>8</b>	<b>136</b>			<b>3</b>			<b>167</b>	<b>1</b>	<b>2</b>				<b>8%</b>	<b>97%</b>	<b>100%</b>	<b>99%</b>	
<b>Total EMR 2017</b>		<b>18259</b>	<b>941</b>	<b>103</b>	<b>3564</b>	<b>13628</b>	<b>1</b>	<b>21</b>	<b>21</b>	<b>597</b>			<b>10</b>	<b>34*</b>	<b>705</b>	<b>1</b>	<b>21</b>	<b>25</b>	<b>4</b>			<b>16%</b>	<b>98%</b>	<b>99%</b>	<b>96%</b>	
* Specimens from all sources including non-AFP cases, excluding environmental samples		* In 2017, 41 cVDPV2 were isolated from Syria by other Global Polio Laboratories Network (GPLN)																								
** This indicator reflects surveillance and laboratory activities		Syria reported a total of 74 cVDPV2 cases in 2017 out of which 8 were identified by positive contacts																								



**Table 6: Environmental isolate by year and type**

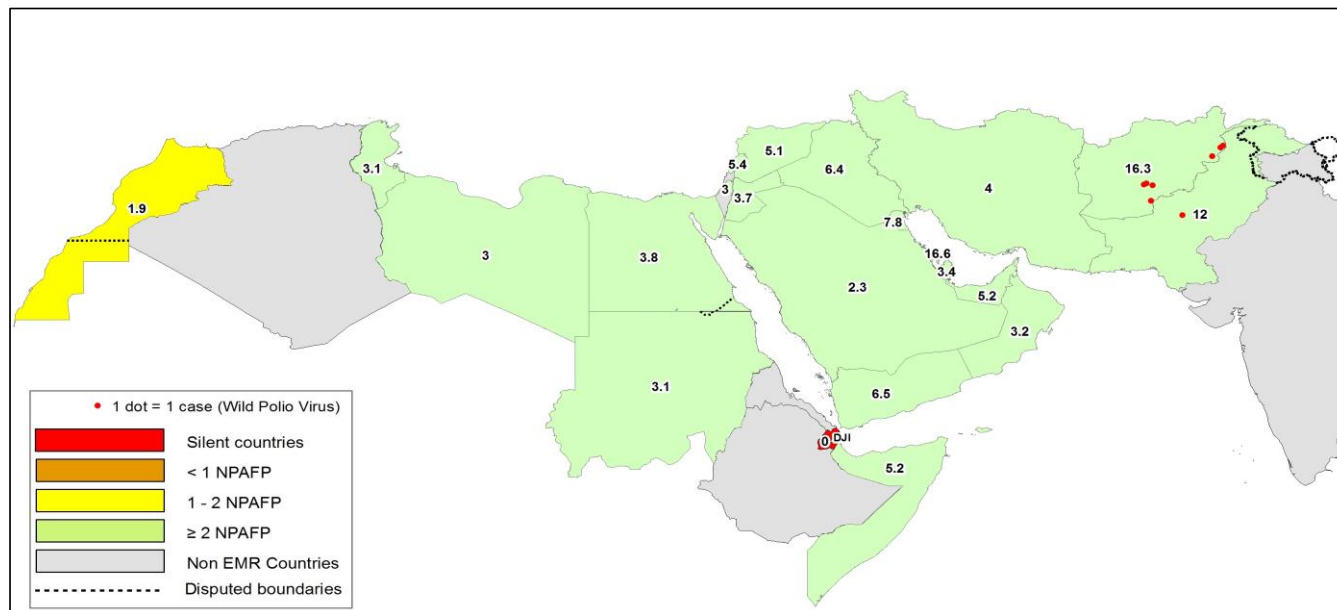
Country	Status	2015	2016	2017	2018
AFG	NEGATIVE	129	183	274	50
	PENDING				10
	WILD		20	2	42
<b>AFG Total</b>		<b>149</b>	<b>185</b>	<b>316</b>	<b>72</b>
EGY	NEGATIVE	495	528	522	110
	PENDING				22
	VDPV2	3	1		
<b>EGY Total</b>		<b>498</b>	<b>529</b>	<b>522</b>	<b>132</b>
IRN	NEGATIVE			6	10
<b>IRN Total</b>				<b>6</b>	<b>10</b>
JOR	NEGATIVE		2	31	7
	PENDING				2
<b>JOR Total</b>			<b>2</b>	<b>31</b>	<b>9</b>
LEB	NEGATIVE		4	27	4
	PENDING				2
<b>LEB Total</b>			<b>4</b>	<b>27</b>	<b>6</b>
PAK	NEGATIVE	347	462	523	119
	PENDING				25
	WILD	79	59	105	16
	WILD & VDPV2	5	3	1	
	VDPV2	8	5	4	
<b>PAK Total</b>		<b>439</b>	<b>529</b>	<b>633</b>	<b>160</b>
SOM	NEGATIVE			34	37
	PENDING				11
	VDPV2			2	4
<b>SOM Total</b>				<b>36</b>	<b>52</b>
SYR	NEGATIVE			5	11
	PENDING				4
<b>SYR Total</b>				<b>5</b>	<b>15</b>
<b>Grand Total</b>		<b>1086</b>	<b>1249</b>	<b>1576</b>	<b>456</b>

**Table 7: Environmental Wild/VDPV isolate by site**

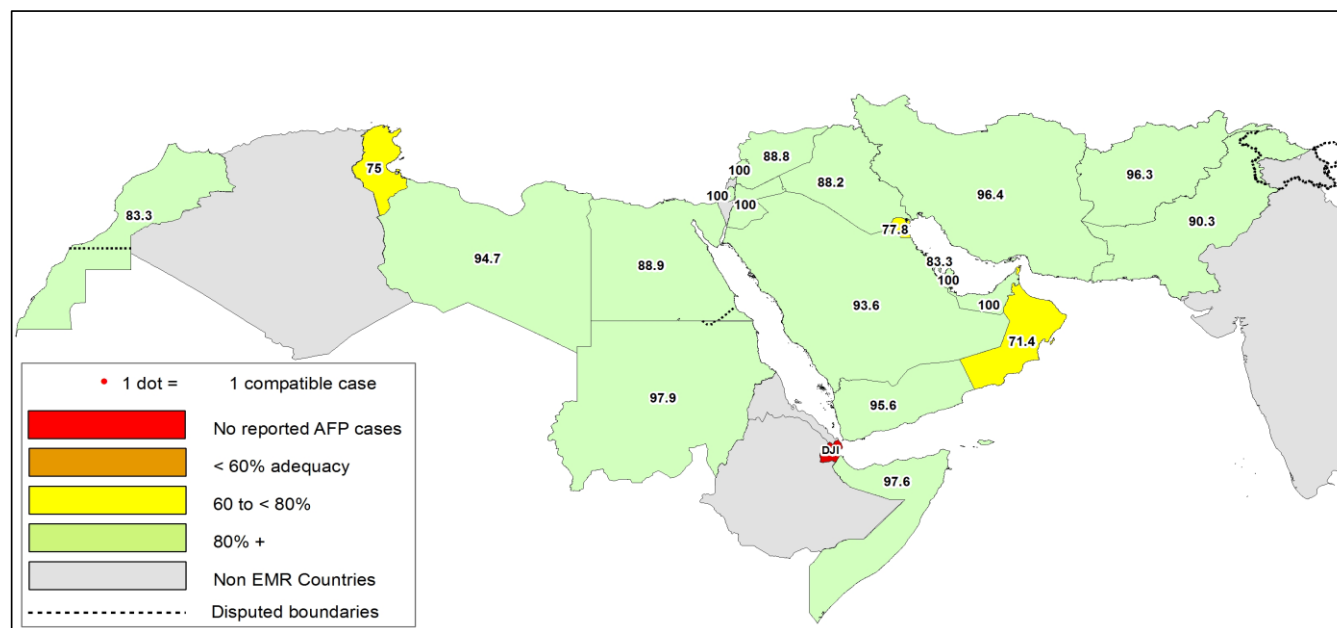
Country	COUNTRY	Status	PROVINCE	DISTRICT	Count	First date	Last date			
2017	AFG	WILD	HILMAND	LASHKARGAH	8	26-Apr	26-Dec			
				NAHR-E-SARAJ	1	25-Sep	25-Sep			
				KABUL	1	25-Oct	25-Oct			
				KANDAHAR	18	26-Jan	27-Dec			
				KUNAR	1	25-Dec	25-Dec			
				BEHSUD	3	24-Sep	26-Dec			
				JALALABAD	10	24-Jan	26-Dec			
				<b>AFG Total</b>	<b>42</b>	<b>24-Jan</b>	<b>27-Dec</b>			
				PAK	WILD	BALOCHISTAN	KABDULLAH	12	1-Jan	15-Oct
							LORALAI	3	17-Sep	17-Nov
	PISHIN	5	2-Jan				2-Oct			
	QUETTA	12	1-Jan				20-Dec			
	ZHOB	1	18-Dec				18-Dec			
	CDA	5	10-Feb				10-Jul			
	PESHAWAR	8	10-Jan				11-Dec			
	LAHORE	1	18-Dec				18-Dec			
	MULTAN	1	9-Jan				9-Jan			
	RAWALPINDI	8	10-Jan				10-Oct			
	PAK	WILD & VDPV2	BALOCHISTAN	JACOBABAD	4	11-Aug	13-Dec			
				KAMBAR	1	15-Aug	15-Aug			
KHIBALDIA				2	8-Aug	3-Nov				
KHIGADAP				21	9-Jan	12-Dec				
KHIGIQBAL				6	3-Feb	10-Oct				
KHIKORANGI				1	16-Oct	16-Oct				
KHILANDHI				7	16-Mar	14-Dec				
KHISITE				5	7-Aug	4-Dec				
SUKKUR				2	11-Apr	19-Sep				
QUETTA				3	3-Apr	29-May				
<b>PAK Total</b>	<b>110</b>	<b>1-Jan</b>	<b>20-Dec</b>							
SOM	VDPV2	BANADIR	WABERI	2	22-Oct	2-Nov				
<b>SOM Total</b>	<b>2</b>	<b>22-Oct</b>	<b>2-Nov</b>							
<b>2017 Total</b>				<b>154</b>	<b>1-Jan</b>	<b>27-Dec</b>				
2018	AFG	WILD	HILMAND	LASHKARGAH	1	8-Jan	8-Jan			
				KABUL	1	26-Feb	26-Feb			
				KANDAHAR	3	8-Jan	8-Jan			
				BEHSUD	2	28-Jan	25-Feb			
				JALALABAD	5	27-Jan	24-Feb			
	<b>AFG Total</b>	<b>12</b>	<b>8-Jan</b>	<b>26-Feb</b>						
	PAK	WILD	BALOCHISTAN	KABDULLAH	1	1-Jan	1-Jan			
				QUETTA	1	13-Feb	13-Feb			
				CDA	1	10-Jan	10-Jan			
				KOHAT	1	5-Jan	5-Jan			
				PESHAWAR	3	10-Jan	10-Mar			
				DERA GHAZI KHAN	1	12-Feb	12-Feb			
				RAWALPINDI	1	10-Jan	10-Jan			
				HYDERABAD	1	9-Feb	9-Feb			
				JACOBABAD	1	12-Feb	12-Feb			
				KHIGADAP	1	15-Feb	15-Feb			
				KHILANDHI	1	10-Jan	10-Jan			
				KHISITE	1	1-Jan	1-Jan			
				SUKKUR	1	8-Feb	8-Feb			
				KHILIAQAT	1	7-Mar	7-Mar			
<b>PAK Total</b>				<b>16</b>	<b>1-Jan</b>	<b>10-Mar</b>				
SOM	VDPV2	BANADIR	HAMAR WEYN	2	4-Jan	11-Jan				
			HODAN	1	22-Feb	22-Feb				
			WABERI	1	1-Mar	1-Mar				
<b>SOM Total</b>	<b>4</b>	<b>4-Jan</b>	<b>1-Mar</b>							
<b>2018 Total</b>				<b>32</b>	<b>1-Jan</b>	<b>10-Mar</b>				



**Figure 1: Non Polio AFP Rate and Wild Virus in EMR 01/01/2018 - 01/04/2018**



**Figure 2: Percent of AFP cases with Adequate Samples & Compatible Cases in EMR 01/01/2018 - 01/04/2018**



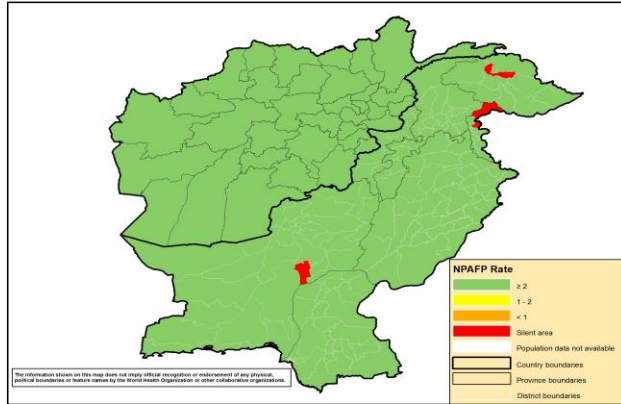
**Table 8: Wild polio cases by country and date of onset of paralysis in EMR, 2017 - 2018**

Year	COUNTRY	Count	First Case	Last Case
2018	AFG	7	01-01-18	03-03-18
	PAK	1	08-03-18	08-03-18
2018 Total		8	01-01-18	08-03-18
2017	AFG	14	13-01-17	28-12-17
	PAK	8	28-01-17	15-11-17
2017 Total		22	13-01-17	28-12-17

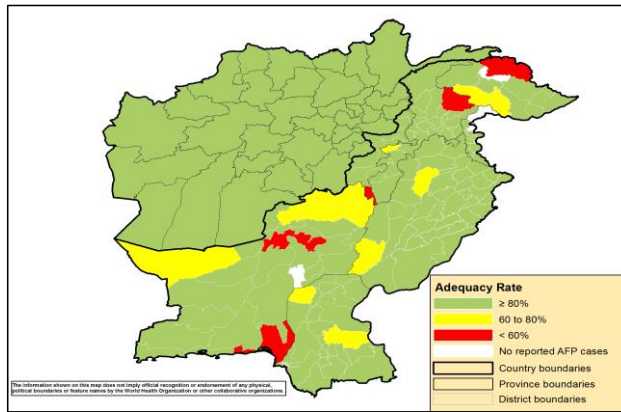
Last reported wild Polio P3 from Pakistan with date of onset 18/04/2012



**Figure 3: Non Polio AFP rate by Province in Afghanistan & by District in Pakistan 01/01/2018 - 01/04/2018**

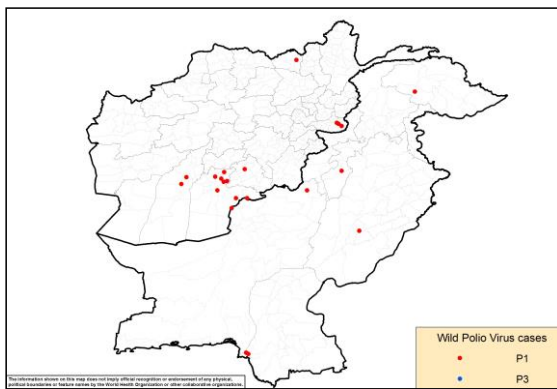


**Figure 4: Percent of AFP cases with Adequate Samples in Afghanistan by Province & Pakistan by District 01/01/2018 - 01/04/2018**

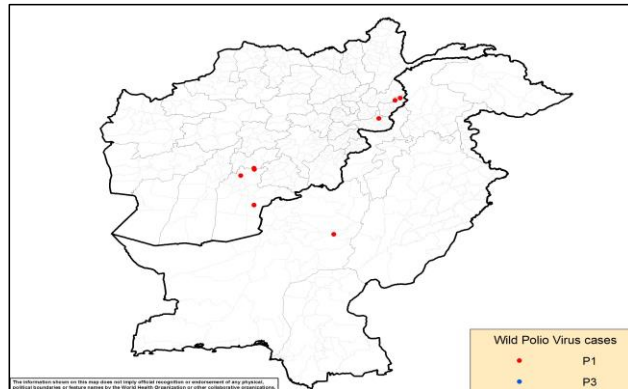


**Figure 5: Wild Virus Cases by Type & District in Afghanistan & Pakistan**

**5a: 01/01/2017 - 31/12/2017**



**5b: 01/01/2018 - 01/04/2018**





**Table 9: Wild Polio cases by district and date of onset of paralysis, Afghanistan 2017-2018**

ONSETYR	PROVINCE	DISTRICT	Count	First case	Last case
2018	KUNAR	GHAZIABAD	2	14-02-18	03-03-18
		KANDAHAR	1	25-02-18	25-02-18
	KANDAHAR	SHAHWALIKOT	2	05-01-18	19-02-18
		SPINBOLDAK	1	06-01-18	06-01-18
	NANGARHAR	KAMA	1	01-01-18	01-01-18
<b>2018 Total</b>			<b>7</b>	<b>01-01-18</b>	<b>03-03-18</b>
2017	KANDAHAR	SPINBOLDAK	1	28-12-17	28-12-17
		SHAHWALIKOT	5	19-06-17	03-12-17
		KANDAHAR	1	13-01-17	13-01-17
	NANGARHAR	MUHMAND DARAZ	1	05-11-17	05-11-17
		BATIKOT	2	15-09-17	11-10-17
	ZABUL	ARGHANDAB (Z)	1	10-07-17	10-07-17
	HILMAND	NAWZAD	1	16-04-17	16-04-17
		NAHR-E-SARAJ	1	21-01-17	21-01-17
	KUNDUZ	DASHT-E-ARCHI	1	21-02-17	21-02-17
<b>2017 Total</b>			<b>14</b>	<b>13-01-17</b>	<b>28-12-17</b>

**Table 10: Wild Polio cases by district and date of onset of paralysis, Pakistan 2017-2018**

ONSETYR	PROVINCE	DISTRICT	Count	First case	Last case
2018	BALOCHISTAN	DUKKI	1	08-03-18	08-03-18
<b>2018 Total</b>			<b>1</b>	<b>08-03-18</b>	<b>08-03-18</b>
2017	BALOCHISTAN	ZHOB	1	15-11-17	15-11-17
		KABDULAH	2	11-06-17	13-11-17
	SINDH	KHIGADAP	1	09-11-17	09-11-17
		KHIGIQBAL	1	11-08-17	11-08-17
	KHYBER PAKHTOON	LAKKIMRWT	1	21-08-17	21-08-17
	GILGIT BALTISTAN	DIAMER	1	13-02-17	13-02-17
PUNJAB	LODRAN	1	28-01-17	28-01-17	
<b>2017 Total</b>			<b>8</b>	<b>28-01-17</b>	<b>15-11-17</b>

**Table 11: Circulating VDPV cases and date of onset of paralysis in EMR countries by districts 2017-2018**

Year	COUNTRY	PROVINCE	DISTRICT	Count	First Case	Last Case
2017	SYR	HOMS	TADMOUR	1	10-07-17	10-07-17
		DEIR_AL_ZOUR	DEIR ALZOUR	1	30-06-17	30-06-17
		DEIR_AL_ZOUR	BOKAMAL	12	25-06-17	21-09-17
		DEIR_AL_ZOUR	MAYADEEN	58	05-03-17	09-09-17
		RAQUA	THAWRA	1	16-06-17	16-06-17
		RAQUA	TALABYAD	1	25-04-17	25-04-17
<b>SYR Total</b>				<b>74</b>	<b>05-03-17</b>	<b>21-09-17</b>
<b>2017 Total</b>				<b>74</b>	<b>05-03-17</b>	<b>21-09-17</b>





Table 12: VDPV2 and Sabin Like 2 isolates, EMRO countries 2017 - 2018

Country	Source	Poliovirus type 2 by month																													
		2017												2018																	
		Jan		Feb		Mar		Apr		May		Jun		Jul		Aug		Sep		Oct		Nov		Dec		Jan		Feb		Mar	
V2	S2	V2	S2	V2	S2	V2	S2	V2	S2	V2	S2	V2	S2	V2	S2	V2	S2	V2	S2	V2	S2	V2	S2	V2	S2	V2	S2	V2	S2	V2	S2
AFG	AFP																														
	Contact																														
	ENV		1																												
BAH	AFP																														
	Contact																														
	Others*																														
DJI	AFP																														
	Contact																														
	Others*																														
EGY	AFP			1																											
	Contact																														
	ENV																														
IRN	AFP																														
	Contact																														
	Others*																														
IRQ	AFP				1																										
	Contact																														
	Others*																														
JOR	AFP																														
	Contact																														
	Others*																														
KWT	AFP																														
	Contact																														
	Others*																														
LEB	AFP																														
	Contact																														
	Others*																														
LIB	AFP																														
	Contact																														
	Others*																														
MOR	AFP																														
	Contact																														
	Others*																														
OMA	AFP																														
	Contact																														
	Others*																														
PAK	AFP	1			5		1								1																
	Contact			1	1		2								2																
	ENV	5		9	11	1	10	3	6		3	1	1	2																	
PNA	AFP																														
	Contact																														
	Others*																														
QAT	AFP																														
	Contact																														
	Others*																														
SAA	AFP																														
	Contact																														
	Others*																														
SUD	AFP																														
	Contact																														
	Others*																														
SOM	AFP																														
	Contact																														
	ENV																				1	1		2	2	4	1	4	1	2	
SYR	AFP			2		4	15		12		8	22	2	3																	
	Contact					2	1	17		11		7	22	5	1																
	ENV																														
TUN	AFP																														
	Contact																														
	Others*																														
UAE	AFP																														
	Contact																														
	Others*																														
YEM	AFP																														
	Contact																														
	Others*																														
EMR	AFP	1	1	1	2	5	4	1	15		12		8	22	3	3															
	Contact			1		1	2	2	17		11		7	22	5	1															
	ENV	6		9		11	1	10	3	6		3	1	1	2					1		1			2	2	5	1	4	1	2
EMR	Others*							2				2	2	1										1		1					

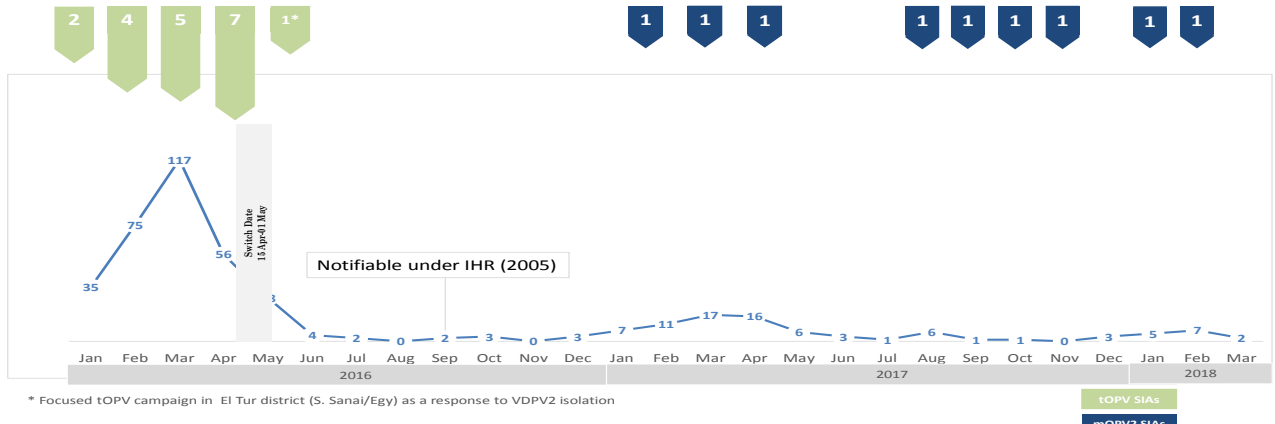
VDPV2

\*Other: Healthy children, PIDs

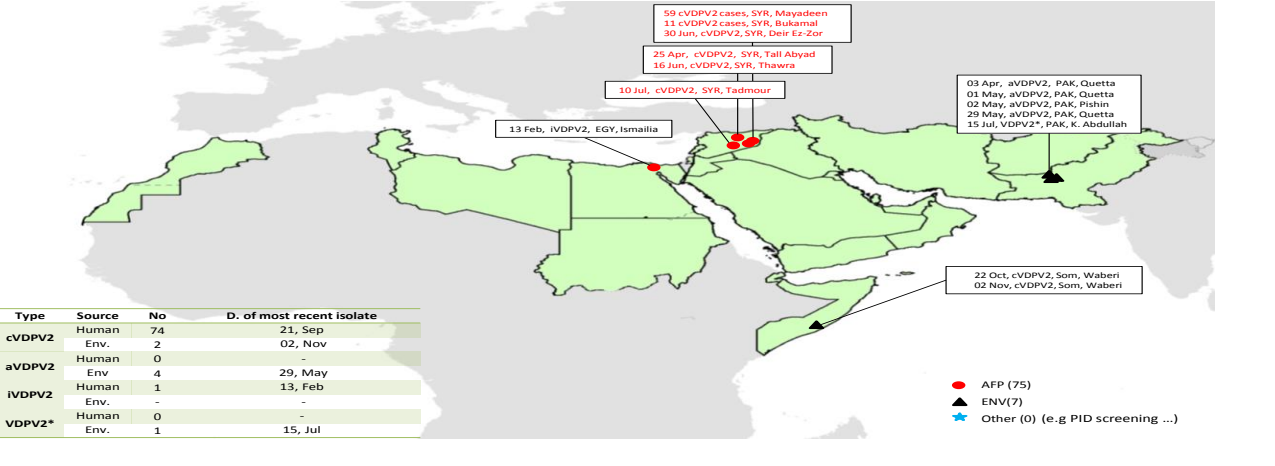
\*\* VPDP2 isolated from index and contact at the same time



### Sabin Like Type-2 Poliovirus Isolates (H & E) EMR, 2016-17-18



### VDPV2 isolates, EMR countries, 2017



### VDPV2 isolates, EMR countries, 2018

